

This is a set of proofs from
an actual project.

Mascot Junction, Inc.
684 SE Bayberry Lane, Suite 105
Lees Summit, MO 64063
P: 816-916-1377
F: 816-286-1359
E-mail: info@mascotjunction.com
































Theme: ROAR

Logo: Graphic Panther by Mascot Junction

Role Models: Cartoon Children by Mascot Junction

Matrix Poster - 36"x27" vinyl hemmed edge w/grommets - QTY 1

 R O A R				
	RESPECTFUL	OWNERSHIP	ACCOUNTABLE	RESPONSIBLE
Hallway	<ul style="list-style-type: none"> Keep hands and feet to self Stay quiet - classes are in progress 	<ul style="list-style-type: none"> Go directly to your destination During class have a pass Enjoy bulletin boards/hallway displays with eyes only 	<ul style="list-style-type: none"> Follow directions Accept consequences for your actions 	<ul style="list-style-type: none"> Walk face forward and quietly at all times Keep to the right in a single file line on the right side of the hallway and stairwell Keep hallways clear and clean 
Restroom	<ul style="list-style-type: none"> Respect privacy Use kind words and actions Use equipment and supplies properly 	<ul style="list-style-type: none"> Throw paper towels in trash can Use time wisely 	<ul style="list-style-type: none"> Remind others of rules Return to room promptly Go, flush, wash 	<ul style="list-style-type: none"> Wash hands Report problems to an adult Keep water in the sink Use one or two paper towels at a time only to dry hands Use one squirt of soap 
Assembly	<ul style="list-style-type: none"> Eyes and ears on speaker Take turns asking questions/answering questions by raising hand when appropriate Use appropriate applause Wait patiently and quietly for program to begin 	<ul style="list-style-type: none"> Keep hands and feet to yourself Sit appropriately 	<ul style="list-style-type: none"> Enter and exit quietly Follow directions Allow presenter to talk 	<ul style="list-style-type: none"> Enter and exit assembly area in an orderly fashion Stay in designated area 
Playground	<ul style="list-style-type: none"> Take turns Use kind words and actions 	<ul style="list-style-type: none"> Line up when you are called Set a good example Use equipment appropriately 	<ul style="list-style-type: none"> Play by the rules Invite others to play 	<ul style="list-style-type: none"> Follow directions of adults on the playground Stay in designated area Report problems to an adult Walk to and from building quietly Get adult permission to reenter building Leave rocks and sticks on the ground 
Cafeteria	<ul style="list-style-type: none"> Respect other's space Wait your turn Keep all hands, feet and other objects to yourself Use polite language 	<ul style="list-style-type: none"> Leave a clean table, chair and floor Keep food on tray Say please and thank you 	<ul style="list-style-type: none"> Clean up after yourself by picking up food and trash Use inside voices to visit with neighbors Problem solve conflicts 	<ul style="list-style-type: none"> Follow directions from adults Sit in assigned area Raise hand to be dismissed Remain seated at your table Eat only your food 
Library	<ul style="list-style-type: none"> Take care of books and equipment Respect others who are trying to read and learn 	<ul style="list-style-type: none"> Stay on task Put things away in their proper place Return materials on time 	<ul style="list-style-type: none"> Be quiet Use time wise 	<ul style="list-style-type: none"> Follow directions from adults Walk at all times 
Classroom	<ul style="list-style-type: none"> Use classroom materials appropriately Walk when you need to move around the room Keep hands, feet and objects to yourself 	<ul style="list-style-type: none"> Complete your work Do your best 	<ul style="list-style-type: none"> Be ready to learn Try your best Stay on task Participate 	<ul style="list-style-type: none"> Pay attention to your teacher Follow instructions Raise your hand to speak Keep your area clean 

HALLWAY

RULES & EXPECTATIONS

THE ARCH COMMUNITY SCHOOL **PANTHERS**



R ESPECTFUL

- Keep hands and feet to self
- Stay quiet - classes are in progress



O WNSHIP

- Go directly to your destination
- During class have a pass
- Enjoy bulletin boards/hallway displays with eyes only



A CCOUNTABLE

- Follow directions
- Accept consequences for your actions



R ESPONSIBLE

- Walk face forward and quietly at all times
- Keep to the right in a single file line on the right side of the hallway and stairwell
- Keep hallways clear and clean



RESTROOM

RULES & EXPECTATIONS

THE ARCH COMMUNITY SCHOOL
PANTHERS



R ESPECTFUL

- Respect privacy
- Use kind words and actions
- Use equipment and supplies properly



O WNSHIP

- Throw paper towels in trash can
- Use time wisely



A CCOUNTABLE

- Remind others of rules
- Return to room promptly
- Go, flush, wash



R ESPONSIBLE

- Wash hands
- Report problems to an adult
- Keep water in the sink
- Use one or two paper towels at a time only to dry hands
- Use one squirt of soap

ASSEMBLY

RULES & EXPECTATIONS

THE ARCH COMMUNITY SCHOOL **PANTHERS**




R ESPECTFUL

- Eyes and ears on speaker
- Take turns asking questions/answering questions by raising hand when appropriate
- Use appropriate applause
- Wait patiently and quietly for program to begin



O WNSHIP

- Keep hands and feet to yourself
- Sit appropriately



A CCOUNTABLE

- Enter and exit quietly
- Follow directions
- Allow presenter to talk



R ESPONSIBLE

- Enter and exit assembly area in an orderly fashion
- Stay in designated area



PLAYGROUND

RULES & EXPECTATIONS

THE ARCH COMMUNITY SCHOOL **PANTHERS**



R

ESPECTFUL

- Take turns
- Use kind words and actions



O

WNERSHIP

- Line up when you are called
- Set a good example
- Use equipment appropriately



A

CCOUNTABLE

- Play by the rules
- Invite others to play



R

ESPONSIBLE

- Follow directions of adults on the playground
- Stay in designated area
- Report problems to an adult
- Walk to and from building quietly
- Get adult permission to reenter building
- Leave rocks and sticks on the ground



CAFETERIA

RULES & EXPECTATIONS

THE ARCH COMMUNITY SCHOOL **PANTHERS**



RESPECTFUL

- Respect other's space
- Wait your turn
- Keep all hands, feet and other objects to yourself
- Use polite language



OWNSHIP

- Leave a clean table, chair and floor
- Keep food on tray
- Say please and thank you



ACCOUNTABLE

- Clean up after yourself by picking up food and trash
- Use inside voices to visit with neighbors
- Problem solve conflicts



RESPONSIBLE

- Follow directions from adults
- Sit in assigned area
- Raise hand to be dismissed
- Remain seated at your table
- Eat only your food



CLASSROOM

RULES & EXPECTATIONS

THE ARCH COMMUNITY SCHOOL **PANTHERS**



RESPECTFUL

- Use classroom materials appropriately
- Walk when you need to move around the room
- Keep hands, feet and objects to yourself



OWNSHIP

- Complete your work
- Do your best



ACCOUNTABLE

- Be ready to learn
- Try your best
- Stay on task
- Participate



RESPONSIBLE

- Pay attention to your teacher
- Follow instructions
- Raise your hand to speak
- Keep your area clean



WELCOME AND CONGRATULATIONS!

You are now a Panther, with Panther FRIENDS,
and are part of our Panther COMMUNITY.

We have Panther rules,
and a Panther way of doing things.

So when you make a DECISION
ask, "What would a Panther do?"

You'll make a good CHOICE,
get a good RESULT, and enjoy a GOOD TIME.



Every day is a GREAT day to be a Panther!



Selfie Frames come untrimmed for added protection in shipping. You will need to use a sharp knife to cut out the interior section, and mascot head (Photo Bombie). Always use caution when using a cutting tool. Do NOT pull the blade toward your hand or fingers. Pull away from yourself. Use a sharp blade because they are safer than dull blades because you don't have to use as much force.

Ceiling Signs - 24" x 16" Coruplast, two-sided with grommets - QTY 1 each of 4

Front

Back



These are printed front and back in reverse order so that your acronym reads properly when walking down the hallway in either direction.

