

This is a set of proofs from
an actual project.

Mascot Junction, Inc.

684 SE Bayberry Lane, Suite 105

Lees Summit, MO 64063

P: 816-916-1377

F: 816-286-1359

E-mail: info@mascotjunction.com






















Theme: SOAR

Logo: Cartoon Eagle 1&2 by Mascot Junction

Role Models: Cartoon Eagle 1&2 by Mascot Junction

Matrix Banner- 6'x4.5' vinyl with hems/grommets QTY 1

 Madison Elementary Eagles		S O A R		
	SAFE	ORGANIZED & ACCOUNTABLE	RESPECTFUL	
CLASSROOM	<ul style="list-style-type: none"> Hands, feet, & objects to self Follow directions the 1st time 	<ul style="list-style-type: none"> Come prepared and on time Follow CHAMPS guidelines 	<ul style="list-style-type: none"> Listen to speaker Stay in your own space Take care of materials Use CHAMPS voice levels 	
LIBRARY	<ul style="list-style-type: none"> Hands, feet & objects to self Follow directions the 1st time 	<ul style="list-style-type: none"> Use shelf markers Return books on time Take care of books 	<ul style="list-style-type: none"> Enter quietly Use level 1 voice 	
OFFICE	<ul style="list-style-type: none"> Use office furniture appropriately Keep hands/feet/objects to self 	<ul style="list-style-type: none"> Enter with a pass Check in at the counter Voice level 0-1 	<ul style="list-style-type: none"> Wait patiently to be helped Use appropriate manners Say "Please" and "Thank you" Follow adult directions 	
CAFETERIA	<ul style="list-style-type: none"> Stay seated Face forward Raise hand for help No sharing/playing with food Handle food with care 	<ul style="list-style-type: none"> Clean your area Sit at assigned table Get utensils and milk 1st time in line Put your tray in trash carefully Put equipment in designated area 	<ul style="list-style-type: none"> Use level 0-1 voices Wait patiently in line Use polite manners Follow adult directions 	
PLAYGROUND RECESS	<ul style="list-style-type: none"> Stay within the boundaries Be aware of others Hands, feet and objects to self Use equipment properly Walk to line 	<ul style="list-style-type: none"> Use restroom or water fountain Follow school rules for games Be a problem solver Freeze at the bell / whistle 	<ul style="list-style-type: none"> Play fairly Include everyone Wait your turn Use kind words and actions Ask for permission to leave 	
HALLWAYS QUAD AREA	<ul style="list-style-type: none"> Stay in straight line Maintain personal space Walk facing forward 	<ul style="list-style-type: none"> Return to class promptly Keep hands and feet to yourself Keep bodies calm 	<ul style="list-style-type: none"> Offer to let others pass Stay on the blue line Walk at voice level 0 	
BATHROOM	<ul style="list-style-type: none"> Keep feet on floor Keep water in the sinks Put garbage in trash 	<ul style="list-style-type: none"> Flush toilet once after use Wash hands before you leave Return to room promptly 	<ul style="list-style-type: none"> Knock before entering stall Give people privacy Use 0-1 level voices 	
ARRIVAL DISMISSAL	<ul style="list-style-type: none"> Use sidewalks & crosswalks Keep wheels off campus Stay in supervised areas Follow adult directions 	<ul style="list-style-type: none"> Arrive on time Be responsible for your belongings No play-fighting 	<ul style="list-style-type: none"> Use appropriate language Walk during morning walk Have a positive attitude 	

BATHROOM

RULES/
EXPECTATIONS

MADISON ELEMENTARY EAGLES



SAFE

- Keep feet on floor
- Keep water in the sinks
- Put garbage in trash



O

RGANIZED

&

CCOUNTABLE

- Flush toilet once after use
- Wash hands before you leave
- Return to room promptly



A



R

ESPECTFUL

- Knock before entering stall
- Give people privacy
- Use 0-1 level voices



CAFETERIA


RULES/ EXPECTATIONS

MADISON ELEMENTARY EAGLES



SAFE

- Stay seated
- Face forward
- Raise hand for help
- No sharing/playing with food
- Handle food with care



O

RGANIZED

&

A

CCOUNTABLE

- Clean your area
- Sit at assigned table
- Get utensils and milk 1st time in line
- Put your tray in trash carefully
- Put equipment in designated area



R

ESPECTFUL

- Use level 0-1 voices
- Wait patiently in line
- Use polite manners
- Follow adult directions



CLASSROOM

RULES/ EXPECTATIONS

MADISON ELEMENTARY EAGLES



SAFE

- Hands, feet, & objects to self
- Follow directions the 1st time



O

RGANIZED &

CCOUNTABLE

- Come prepared and on time
- Follow CHAMPS guidelines



A



R

ESPECTFUL

- Listen to speaker
- Stay in your own space
- Take care of materials
- Use CHAMPS voice levels



SALÓN DE CLASE

MADISON ELEMENTARY
EAGLES



S EGURO


- Mantén las manos, pies, y objetos a si mismo
- Sigue las direcciones la primera vez que son presentadas



O RGANIZADO

&
LGUIEN RESPONSABLE

- Llega preparado y a tiempo
- Sigue las directrices CHAMPS



A R

ESPETUOSO

- Escucha al orador
- Mantente en tu propio espacio
- Cuida las materias
- Usa los niveles de voz CHAMPS



CAFETERIA


RULES/ EXPECTATIONS

MADISON ELEMENTARY EAGLES



SAFE

- Stay seated
- Face forward
- Raise hand for help
- No sharing/playing with food
- Handle food with care



ORGANIZED

& ACCOUNTABLE

- Clean your area
- Sit at assigned table
- Get utensils and milk 1st time in line
- Put your tray in trash carefully
- Put equipment in designated area



RESPECTFUL

- Use level 0-1 voices
- Wait patiently in line
- Use polite manners
- Follow adult directions



HALLWAYS


RULES/ EXPECTATIONS

MADISON ELEMENTARY EAGLES



S AFE

- Stay in straight line
- Maintain personal space
- Walk facing forward



O RGANIZED

& CCOUNTABLE

- Return to class promptly
- Keep hands and feet to yourself
- Keep bodies calm




A



R ESPECTFUL

- Offer to let others pass
- Stay on the blue line
- Walk at voice level 0





WELCOME AND CONGRATULATIONS!

You are now an Eagle, with Eagle FRIENDS,
and are part of our Eagle COMMUNITY.

We have Eagle rules, and an
Eagle way of doing things.

So when you make a DECISION
ask, "What would an Eagle do?"

You'll make a good CHOICE,
get a good RESULT,
and enjoy SUCCESS.

***Every day is
a GREAT day
to be an EAGLE!***



ARRIVAL/DISMISSAL RULES/ EXPECTATIONS

MADISON ELEMENTARY EAGLES



SAFE

- Use sidewalks & crosswalks
- Keep wheels off campus
- Stay in supervised areas
- Follow adult directions



O

RGANIZED


&

CCOUNTABLE

- Arrive on time
- Be responsible for your belongings
- No play-fighting



A



R

ESPECTFUL

- Use appropriate language
- Walk during morning walk
- Have a positive attitude



I am an Eagle,
watch me soar!
We are Eagles,
we stand for:

**Safe
Organized
Accountable
Respectful**




Theme Banner- 6'x2' vinyl hems/grommets QTY 1



Welcome Banner- 6'x2' vinyl hems/grommets QTY 1



Ceiling Signs- 46"x18" coroplast with grommets QTY 4



A-Frame- 24"x36" double sided, dry erase QTY 1




Important note about Dry Erase A-Frame Signs:

All dry erase boards stain and can be difficult to get completely clean. We recommend using only cleaners made by the marker's manufacturer. NEVER use anything with abrasives in it to clean a white board. This includes Mr. Clean Magic Erasers, Comet, and toothpaste. The abrasives create micro-scratches that capture particles of dry erase ink, and create permanent stains. Be aware of the effect that hot sunlight has. Heat softens the dry erase laminate surface allowing the marker to penetrate and bond more securely. It is recommended to do your writing and erasing inside, in cooler (air conditioned) temperatures. When bringing it in, from hot outdoors, allow it to cool off before erasing and/or writing on it.



Table Runner- 30"x80" white throw QTY 1





WHITE

BLACK

YELLOW

RED

GREEN

BLUE

Please indicate which color of table throw you would like.

Street Signs- 24"x6" single sided sintra QTY 26

