

MASCOT JUNCTION®

CUSTOM DESIGNED POSTERS, BANNERS & SIGNS



It starts here!

WELCOME AND CONGRATULATIONS!

You are now a Viking, with Viking FRIENDS,
and are part of our Viking COMMUNITY.

We have Viking rules, and an
Viking way of doing things.

So when you make a DECISION
ask, "What would a Viking do?"
You'll make a good CHOICE,
get a good RESULT,
and enjoy a GOOD TIME.

**Every day is
a GREAT day
to be a VIKING!**



Welcome Posters


I am a Viking
through and through!
As a Viking,
I pledge to:

Have **PURPOSE**
Have **RESPECT**
Have **INTEGRITY**
Have **DIVERSITY**
Have **EMPATHY**



Pledge Posters

Mascot Junction specializes in helping schools create mascot-centric climates to support positive behavior and character education programs. We have more than 150 kid-friendly mascots, and more than 15,000 illustrations of those mascots visually demonstrating positive behaviors. We use those illustrations to custom design and print posters, banners and other products for schools like yours.




Matrix Posters



Rule Posters


Award Certificate Templates



Theme Banners



Voice Level Posters



Pole Banners



Wall Stickers

Ceiling Signs

Floor Stickers



Window Perfs



Stair Stickers

Wall Stickers



Table Cloth & Runner



Retractable Banner Stands



A-Frame Signs

Find your mascot at MascotJunction.com




How we work:

Everything is custom designed for your school.

You get to review, revise and approve everything before we go to press so you get exactly what you want.

We have more than 15,000 illustrations of mascots to teach positive behavior. We use these illustrations to custom design posters, banners and other products.



We have kid-friendly mascots for elementary schools, and graphic mascots/logos for older students.

We are also glad to work with your existing mascot or logo.

1. Choose Your Logo:

A. Cartoon-Style by Mascot Junction



B. Graphic-Style by Mascot Junction



C. Provided by you. We are glad to work with a logo or mascot provided by you. If you need your mascot or logo redesigned, we are glad to do that too.



2. Choose Your Role Models:

Choose the type of role model to visually demonstrate positive behaviors:

A. Mascot by Mascot Junction



B. Children



C. Teenagers



D. Words only

3. Send Us Your Wish List:

Fill out our Planning Guide (download at mascotjunction.com) and send it back to us so we can work up a quote. No obligation.

Use your quote to generate a PO. We take charge cards too. We begin design work immediately upon receipt.

Be sure to send us your matrix. If you need help with your matrix, download an editable template from our site.

Common acronyms/themes include ROAR, SOAR, PAWS, PRIDE, Be Respectful, Be Responsible, Be Safe and others. We're glad to work with whatever acronym/theme you want.

**Bundle
& Save!**

Roll-Out Kits
For PBIS, SEL, STEM
Character Ed

\$999

\$1,999

\$2,999

\$3,999

\$4,999

Custom bundles available upon request.
Visit MascotJunction.com for details.





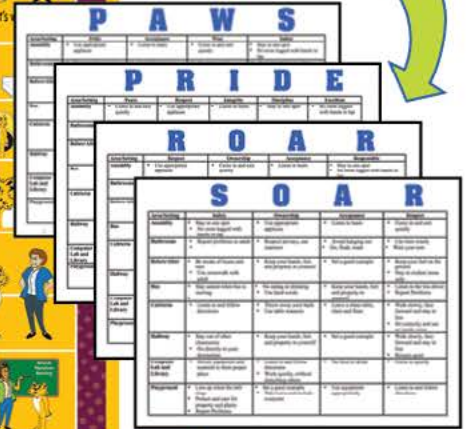
R O A R

	Responsible	Organized	Accepting	Respectful
CAFETERIA	<ul style="list-style-type: none"> Clean up after yourself Stay in your seat with your feet under the table Raise your hand when you need something 	<ul style="list-style-type: none"> Walk at all times Take time to chew your food Only eat your food 	<ul style="list-style-type: none"> Use friendly words Help others when asked to do so 	<ul style="list-style-type: none"> Chew with your mouth closed Keep hands/feet to yourself Use whisper voices Say, "Please and Thank you"
PLAYGROUND	<ul style="list-style-type: none"> Take care of the playground and play equipment Bring in jackets and toys taken outside Keep the playground clean 	<ul style="list-style-type: none"> Keep hands/feet to yourself Be aware of where your friends are Watch where you are going 	<ul style="list-style-type: none"> Share playground toys and equipment Include everyone 	<ul style="list-style-type: none"> Listen to your teacher Take turns Say "Please and Thank you"
HALLWAY	<ul style="list-style-type: none"> Stay in line facing front Pick up trash 	<ul style="list-style-type: none"> Walk on the right side of the hall Walk facing forward Use the stair railing 	<ul style="list-style-type: none"> Help friends if they fall Smile and wave at others 	<ul style="list-style-type: none"> Keep hands/feet to self Refrain from touching another student's Walk quietly
RESTROOM	<ul style="list-style-type: none"> Keep water and trash off of the floor Flush after use Wash your hands 	<ul style="list-style-type: none"> Walk instead of run Keep hands/feet to self Watch for water on the floor 	<ul style="list-style-type: none"> Give everyone privacy Wait patiently for your turn 	<ul style="list-style-type: none"> Stay in your own stall 2 squirts of soap 2 paper towels Use a low voice level Listen to the bus driver
BUSES	<ul style="list-style-type: none"> Face the front of the bus Report dangerous behavior to driver Clean up after yourself 	<ul style="list-style-type: none"> Stay in your seat Keep hands/feet to yourself Walk on and off the bus 	<ul style="list-style-type: none"> Make room for others 	
ASSEMBLIES	<ul style="list-style-type: none"> Report to assigned areas Keep the area clean Take your things with you Return to your class promptly 	<ul style="list-style-type: none"> Remain seated in the proper way Walk when entering and exiting 	<ul style="list-style-type: none"> Keep on area available for smaller students/students with special needs 	<ul style="list-style-type: none"> Listen quietly Pay attention Participate when asked Applaud appropriately
COMPUTER LAB/IPADS	<ul style="list-style-type: none"> Sit in your assigned seat Notify teacher of damage/technical issues No food or drinks 	<ul style="list-style-type: none"> Remain seated with device Use only school approved websites Keep your password private 	<ul style="list-style-type: none"> Wait patiently for help Give everyone privacy 	<ul style="list-style-type: none"> Listen to your teacher Use only your assigned device Take care of school property
LIBRARY	<ul style="list-style-type: none"> Take good care of your books Return borrowed books 	<ul style="list-style-type: none"> Librarian must be present to enter Ask for help to reach the top shelf 	<ul style="list-style-type: none"> Be patient Take your turns 	<ul style="list-style-type: none"> Listen to the Librarian Use your whisper voice
CLASSROOM	<ul style="list-style-type: none"> Sit in your assigned seat Do your own part in groups Keep your desk and area clean 	<ul style="list-style-type: none"> Keep your chair pushed in Sit on your bottom Walk instead of run Four chair legs on the floor 	<ul style="list-style-type: none"> Help others if they spill something Give everyone a chance to answer 	<ul style="list-style-type: none"> Listen to your teacher Work quietly Raise your hand for permission

FREE Matrix Templates

Download editable matrix Word templates featuring "best practice" language. Also available: STAR, BE BE BE & others.

Find at MascotJunction.com
Look under "FREE Stuff."



C-06-A



BETHLEHEM ELEMENTARY

	Be Respectful	Be Responsible	Be Safe
Hallway	<ul style="list-style-type: none"> Walk on the right side of the hall Keep hands/feet to yourself Use the stair railing 	<ul style="list-style-type: none"> Keep hands/feet to yourself Be aware of where your friends are Watch where you are going 	<ul style="list-style-type: none"> Walk at all times Take time to chew your food Only eat your food
Restroom	<ul style="list-style-type: none"> Keep water and trash off of the floor Flush after use Wash your hands 	<ul style="list-style-type: none"> Walk instead of run Keep hands/feet to self Watch for water on the floor 	<ul style="list-style-type: none"> Give everyone privacy Wait patiently for your turn

C-06-B



S.O.A.R

	SAFETY	OWNERSHIP	ACCEPTANCE	RESPECT & RESPONSIBILITY
ASSEMBLY	<ul style="list-style-type: none"> Stay in one spot For cross legend with hands in the air, stand on one foot 	<ul style="list-style-type: none"> Use appropriate language and voice volume 	<ul style="list-style-type: none"> Listen to him Set a good example 	<ul style="list-style-type: none"> Lines up and exit quietly Be positive
BATHROOMS	<ul style="list-style-type: none"> Report problems to adult Use only school approved websites Keep your password private 	<ul style="list-style-type: none"> Report problems to adult Use only school approved websites Keep your password private 	<ul style="list-style-type: none"> Report problems to adult Use only school approved websites Keep your password private 	<ul style="list-style-type: none"> Report problems to adult Use only school approved websites Keep your password private

C-06-E



WHIPPLE RANCH ELEMENTARY

COUGARS

	BE SAFE	BE KIND	BE RESPECTFUL	BE RESPONSIBLE
UNIVERSAL RULES	<ul style="list-style-type: none"> Follow request from all staff members 	<ul style="list-style-type: none"> Stand where the way you want to be treated 	<ul style="list-style-type: none"> Share, trade, and give items to others 	<ul style="list-style-type: none"> Report Whipple Ranch problems
HALL RULES	<ul style="list-style-type: none"> Walk quietly, softly, feet forward Walk on right side of hall Stay in line 	<ul style="list-style-type: none"> Hands and feet to yourself 	<ul style="list-style-type: none"> Share, trade, and give items to others 	<ul style="list-style-type: none"> Report Whipple Ranch problems

C-06-C



THE ARCH COMMUNITY SCHOOL

PANTHERS

R O A R

	RESPECTFUL	OWNERSHIP	ACCOUNTABLE	RESPONSIBLE
Hallway	<ul style="list-style-type: none"> Stay in line and feet to self Use quiet, voices on 	<ul style="list-style-type: none"> Stay in line and feet to self Use quiet, voices on 	<ul style="list-style-type: none"> Stay in line and feet to self Use quiet, voices on 	<ul style="list-style-type: none"> Stay in line and feet to self Use quiet, voices on

C-06-F



PATRIOTS

F E E L S

R E S P E C T F U L

E T H I C A L

E N C O U R A G I N G

	CLASSROOM	CAFETERIA	BUS	HALLWAY/OFFICE (END OF DAY)	RESTROOM	RECESS/PLAYGROUND	
CLASSROOM	<ul style="list-style-type: none"> Walk on the right side of the hall Keep hands/feet to yourself Use the stair railing 	<ul style="list-style-type: none"> Walk on the right side of the hall Keep hands/feet to yourself Use the stair railing 	<ul style="list-style-type: none"> Walk on the right side of the hall Keep hands/feet to yourself Use the stair railing 	<ul style="list-style-type: none"> Walk on the right side of the hall Keep hands/feet to yourself Use the stair railing 	<ul style="list-style-type: none"> Walk on the right side of the hall Keep hands/feet to yourself Use the stair railing 	<ul style="list-style-type: none"> Walk on the right side of the hall Keep hands/feet to yourself Use the stair railing 	<ul style="list-style-type: none"> Walk on the right side of the hall Keep hands/feet to yourself Use the stair railing

C-06-D



WINDERMERE MUSTANGS

	BE SAFE	BE RESPONSIBLE	BE KIND
HALLWAYS	<ul style="list-style-type: none"> Use walking feet Walk on the right side of the hall Keep hands/feet to yourself 	<ul style="list-style-type: none"> Use walking feet Walk on the right side of the hall Keep hands/feet to yourself 	<ul style="list-style-type: none"> Use walking feet Walk on the right side of the hall Keep hands/feet to yourself
CAFETERIA	<ul style="list-style-type: none"> Use walking feet Walk on the right side of the hall Keep hands/feet to yourself 	<ul style="list-style-type: none"> Use walking feet Walk on the right side of the hall Keep hands/feet to yourself 	<ul style="list-style-type: none"> Use walking feet Walk on the right side of the hall Keep hands/feet to yourself
ASSEMBLIES	<ul style="list-style-type: none"> Use walking feet Walk on the right side of the hall Keep hands/feet to yourself 	<ul style="list-style-type: none"> Use walking feet Walk on the right side of the hall Keep hands/feet to yourself 	<ul style="list-style-type: none"> Use walking feet Walk on the right side of the hall Keep hands/feet to yourself
RESTROOMS	<ul style="list-style-type: none"> Use walking feet Walk on the right side of the hall Keep hands/feet to yourself 	<ul style="list-style-type: none"> Use walking feet Walk on the right side of the hall Keep hands/feet to yourself 	<ul style="list-style-type: none"> Use walking feet Walk on the right side of the hall Keep hands/feet to yourself
PLAYGROUND	<ul style="list-style-type: none"> Use walking feet Walk on the right side of the hall Keep hands/feet to yourself 	<ul style="list-style-type: none"> Use walking feet Walk on the right side of the hall Keep hands/feet to yourself 	<ul style="list-style-type: none"> Use walking feet Walk on the right side of the hall Keep hands/feet to yourself
BUS	<ul style="list-style-type: none"> Use walking feet Walk on the right side of the hall Keep hands/feet to yourself 	<ul style="list-style-type: none"> Use walking feet Walk on the right side of the hall Keep hands/feet to yourself 	<ul style="list-style-type: none"> Use walking feet Walk on the right side of the hall Keep hands/feet to yourself

C-06-G


Theme Banners

Custom designed to reflect your PBIS theme or character education core values.



Welcome Banners

Welcome banners are available for both PBIS and character education schools. See Welcome Posters on page 10.



This is our "Simple" style of welcome banner.

Rules/Expectations Posters & Banners

CAFETERIA RULES/EXPECTATIONS

BELTON ELEMENTARY BOBCATS VOICE LEVEL 2

RESponsible

- Walk
- Sit at your assigned table
- Keep your hands, feet, and objects to self

ORGANIZED

- Remember your lunch
- Know your student ID number
- Sit at your assigned table

ACHIEVE GOALS

- Learn cafeteria expectations
- Learn how to recycle

RESPECTFUL

- Follow adult directions
- Use quiet voices
- Wait to be dismissed

C-08-A

Rule Posters are customized with your words, your theme, your mascot and your school colors. And you get to review, revise and approve everything before it's printed to ensure you get exactly what you want.

Voice level graphics are a popular addition to rules posters.

Acronyms are customized for you. ROAR, SOAR, PAWS, PRIDE or whatever you want.

Mascot used as role model to visually demonstrate positive behaviors.

Spanish and dual language versions available.

Rules/expectations are customized for you.

Hallway/Pasillo RULES/EXPECTATIONS

RIVERWOOD ELEMENTARY RASCALS

Be Respectful/Sé Respetuoso

- Level 0 voice
- Nivel de voz 0
- Keep hands, feet, and objects to self
- Mantén manos, pies y objetos controlados
- Quiet feet
- Pies quietos

Be Responsible/Sé Responsable

- Go directly to your destination
- Ve directo a tu destino
- Ignore distractions
- Ignora las distracciones

Be Safe/Mantente Seguro

- Stay to the right
- Mantente a la derecha
- Keep body facing forward
- Mantén el cuerpo viendo al frente
- Walking feet
- No correr

C-08-C

RESTROOM RULES/EXPECTATIONS

STALLIONS VOICE LEVEL 0-1

PATCH ELEMENTARY

STRIVE TO DO YOUR BEST

- Take care of personal needs quickly

TAKE RESPONSIBILITY

- Keep restroom neat
- Flush
- Conserve water and paper towels

ALWAYS WORK TOGETHER

- Be a role model
- Take turns
- Use quiet voices

RESPECT YOURSELF AND OTHERS

- Respect the privacy of others
- Wash your hands with soap

C-08-B

We are glad to work with your logo/mascot if you don't want to use one of ours.

Children can be used instead of your mascot to demonstrate positive behaviors.

For older students, graphic-style illustrations of teenagers can be used as role models, or posters can be design with words only.

HALLWAY & STAIRS RULES & EXPECTATIONS

MOUNT PLEASANT MIDDLE SCHOOL MTL PLEASANT OILERS

TOTAL RESPECT

- Respect all property and personal space
- Walk quietly
- Take pride in the appearance of the building

EFFORT & OWNERSHIP

- Get your materials and walk directly to your destination
- Keep your locker organized
- Must have a pass if it is not passing time
- Use appropriate language

ATTITUDE

- Use quiet greetings
- Encourage and support positive behaviors
- Help others

MENTAL & PHYSICAL SAFETY

- Walk on the right and keep moving
- Keep hands and feet to yourself
- Keep your locker closed and locked when not in use

C-08-D



OFFICE RULES/EXPECTATIONS

REDWOOD ELEMENTARY EAGLES

SAFETY

- Walk in quietly by yourself

OWNSHIP

- Use complete sentences

ACHIEVEMENT

- Take care of business quickly

RESPECT

- Use respectful language
- Voice level: 1

C-09-A

CLASSROOM RULES/EXPECTATIONS

PANORAMA MIDDLE SCHOOL COUGARS

RESPECT

- Treat others and materials with care
- Always walk
- Keep hands, feet and objects to yourself
- Use kind words
- Wait your turn to speak

ORGANIZATION

- Come ready to learn with supplies
- Active on time
- Personal technology put away

ACHIEVEMENT

- Try your best
- Stay on task
- 100% effort and participation
- Actively engage in your learning
- Track your academic progress

RESPONSIBILITY

- Pay attention to your teacher
- Follow instructions
- Use kind words and actions
- Raise your hand to speak
- Leave all food in locker
- Be accountable for your actions

C-09-B

CLASSROOM RULES/EXPECTATIONS

MORTON ELEMENTARY PANTHERS

PERSONAL BEST

- Positive contribution and give your best effort

ACCCEPT & RESPECT OTHERS

- Treat others kindly

WISE CHOICES

- Keep materials organized and be prepared for learning

STAY SAFE

- Follow directions the first time given

C-09-C

TECHNOLOGY RULES/EXPECTATIONS

BIRCH GROVE INTERMEDIATE BULLDOGS

BULLDOG SAFE

- Walk
- Carry device closed with two hands
- Log off when finished

BULLDOG RESPONSIBLE

- Keep away food and liquids
- Use only approved sites
- Handle with care

BULLDOG RESPECTFUL

- Properly plug in Chromebooks
- Put away headphones
- Use headphones when sound is on at an appropriate level

C-09-D

CAFETERIA RULES/EXPECTATIONS

PANAMA ELEMENTARY YELLOWJACKETS

STAY SAFE

- Don't share food
- Keep hands to yourself
- Stay seated until dismissed

TAKE RESPONSIBILITY

- Sit in assigned area
- Eat your meal in a timely manner
- Clean up after yourself

INSTALL INTEGRITY

- Use good manners
- Have polite conversations
- Include other students

NEVER GIVE UP!

GIVE RESPECT

- Listen to adults
- Walk your turn
- Use quiet/lowed voices

C-09-E

ARRIVAL & DISMISSAL Rules, Behavior Interventions & Support

ROY CLOUD THUNDERBOLTS VOICE LEVEL 1

BE SAFE

- Ask a teacher on duty if you need help.
- Keep hands and feet to yourself.
- Go to the office if you are not picked up on time.

BE RESPECTFUL

- Follow adult directions right away.
- Use quiet voices until the school day is over at 2:50PM.
- Follow the same school rules as during the school day.

BE RESPONSIBLE

- Arrive and leave on time.
- Line up when the first bell rings.
- Keep all materials in your backpack until you get to your classroom

C-09-F

HALLWAY RULES/EXPECTATIONS

WESTMINSTER WARRIORS

BE RESPONSIBLE

- Walk
- Keep your hands, feet, and objects to self
- Eyes and body forward

BE SAFE

- Stay to the right
- Walk with a purpose
- Must have a pass

BE RESPECTFUL

- Respect property
- Honor others' personal space
- Voices off

C-09-G

ARRIVAL/DISSMISSAL RULES/EXPECTATIONS

RUTH BARKER MIDDLE SCHOOL BRUINS

RESPECTFUL

- Listen to adult directions
- Be on time to class

RESPONSIBLE

- Take care of equipment
- Put equipment away and clean up
- Dress for weather

SAFE

- Stay in allowed areas
- Use equipment appropriately

Voice Level 0-1: Silent/Quiet Talking

C-09-H

SCIENCE LAB RULES/EXPECTATIONS

PINE FOREST ELEMENTARY STINGERS

SUCCESSFUL

- Listen and follow directions
- Complete assignments
- Have a positive attitude

WINNING ATTITUDE

- Use kind language
- Listen to the ideas of others
- Persevere
- Celebrate others

ACCOUNTABLE

- Be responsible for actions
- Think before I speak or act
- Be prepared

RESPECTFUL

- Total body listening
- Be kind
- Work cooperatively

MOTIVATED

- Do my best work
- Focus on my job

C-09-J

PLAYGROUND RULES/EXPECTATIONS

N.E.W. ACADEMY CANOGA PARK DOLPHINS VOICE LEVEL 2-4

WE ARE SAFE

- Follow game rules
- Keep hands and feet to yourself
- Listen to adults
- Walk to and from the playground and around play areas
- Be visible to adults at all times

WE ARE RESPECTFUL

- Be kind
- Share
- Take turns
- Use your words
- Be a friend

WE ARE RESPONSIBLE

- Follow directions
- After whistle blows 3 times, use the restroom

C-09-K

LUNCHROOM RULES/EXPECTATIONS

WESTVIEW LOWER ELEMENTARY SPARTANS

BE SAFE

- Walk with the flow, feet and objects to hand
- Walk on, close around line up on time
- Walk with enough space
- Walk at a purpose before leaving the table

BE PREPARED

- Ask for the teacher, line up and make sure my backpack is in the line locker
- Remember to use the correct line locker
- Walk to my locker and walk in line
- Walk to my locker and walk in line
- Walk to my locker and walk in line

ACHIEVE YOUR GOALS

- Ask for the teacher
- Walk to my locker and walk in line
- Walk to my locker and walk in line

BE RESPECTFUL

- Ask for the teacher, line up and make sure my backpack is in the line locker
- Remember to use the correct line locker
- Walk to my locker and walk in line
- Walk to my locker and walk in line

BE ON TIME

- Ask for the teacher, line up and make sure my backpack is in the line locker
- Remember to use the correct line locker
- Walk to my locker and walk in line
- Walk to my locker and walk in line

OWN YOUR BEHAVIOR

- Ask for the teacher, line up and make sure my backpack is in the line locker
- Remember to use the correct line locker
- Walk to my locker and walk in line
- Walk to my locker and walk in line

C-09-L

BUS RULES/EXPECTATIONS

ROSSITER ELEMENTARY WE ARE ROSSITER ROYALS VOICE LEVEL 0-1

RESPONSIBLE

- Walk
- Keep your hands, feet, and objects to yourself
- Report problems to an adult

SAFE

- Check in with driver
- Buckle your seat belt
- Stay in your seat

RESPECTFUL

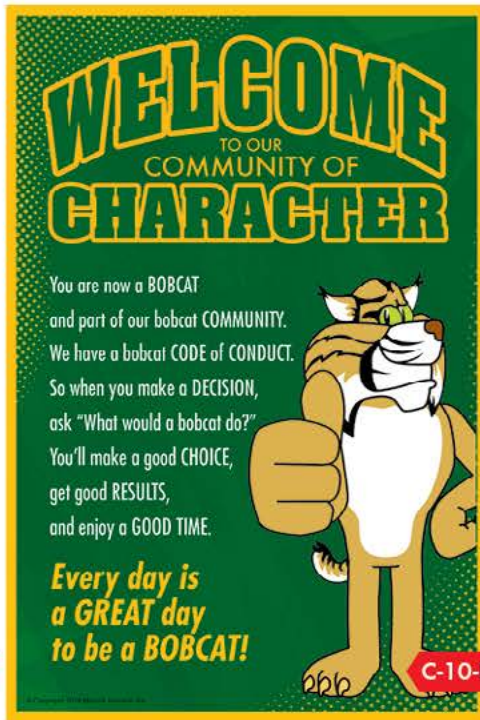
- Use quiet voices
- Follow all rules

C-09-M

Welcome Posters



For older students. While most samples shown are for younger students, we also custom design products for high schools.



Written for character education schools, this welcome message refers to your code of conduct and good decision making.



Written for PBIS schools, this welcome message refers to rules targeting positive behavior.

Pledge Posters



Use one of our pledges or give us your own and we'll create a poster featuring your mascot saying the pledge.

Voice Level Posters


Choose from several ways to convey voice levels:

- Hand signals by human
- Children demonstrating
- Hand signals by your mascot

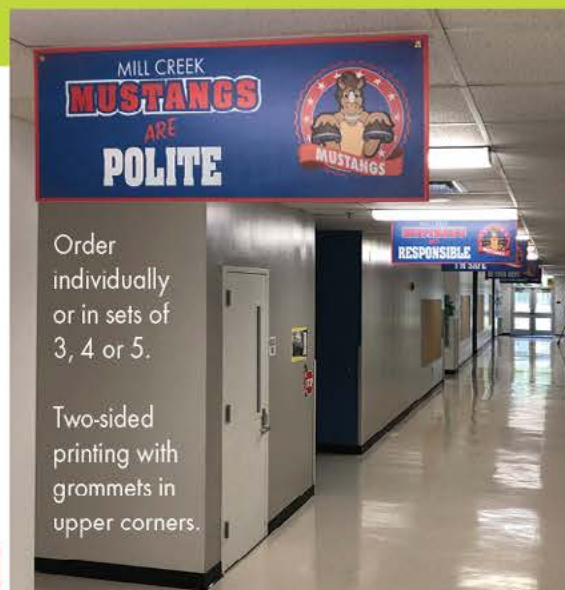
All posters are customized with your words.



Theme Posters, Banners & Plaquettes

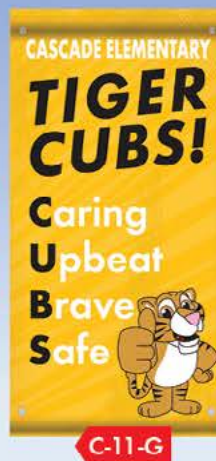


Ceiling Signs



Pole Banners

- Two-sided printing
- Universal mounting system w/poles & brackets
- Variety of sizes available



Culture Transformation

Transforming your school culture is a lot easier when you use your mascot as the common thread that holds everything, and everybody, together.

Anti-Bullying Poster



Create a culture where students are accepting, empathetic and supportive.

Community of Character Poster



For Schools Of Character. Also see our Word Cloud Posters.

Word Cloud Posters



Great for teaching character traits. Focus on one trait each month and discuss the synonyms and their various meanings and applications.

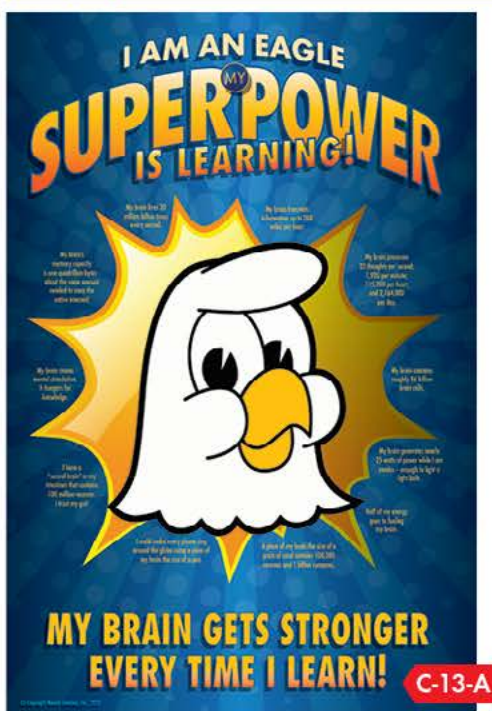
Feel Good Posters



Leverage strong positive emotional rewards for making good decisions and acting consistent with your school's culture.

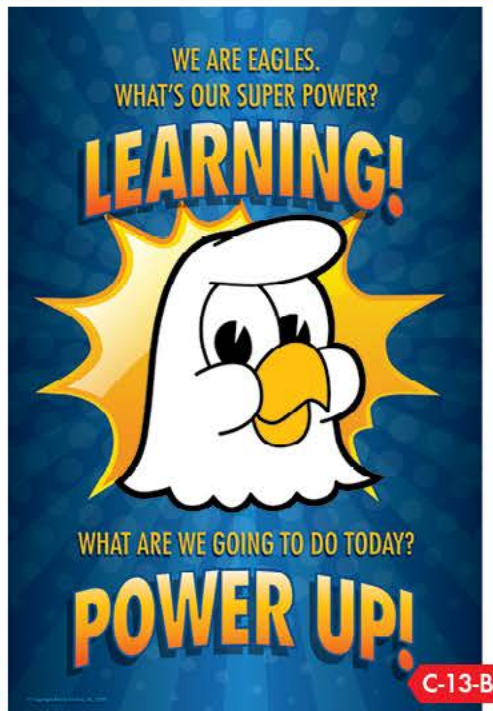
What could be more exciting for a child than to discover they have an incredible superpower! And what better superpower than LEARNING! These posters educate and celebrate the incredible power of the human brain.

Superpower Poster



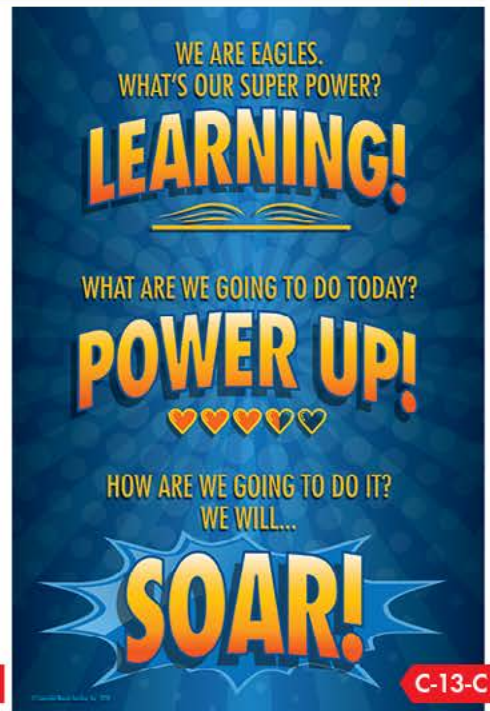
Factoids like "My brain fires 20 million billion times every second," help students realize their incredible potential.

Power Up Poster



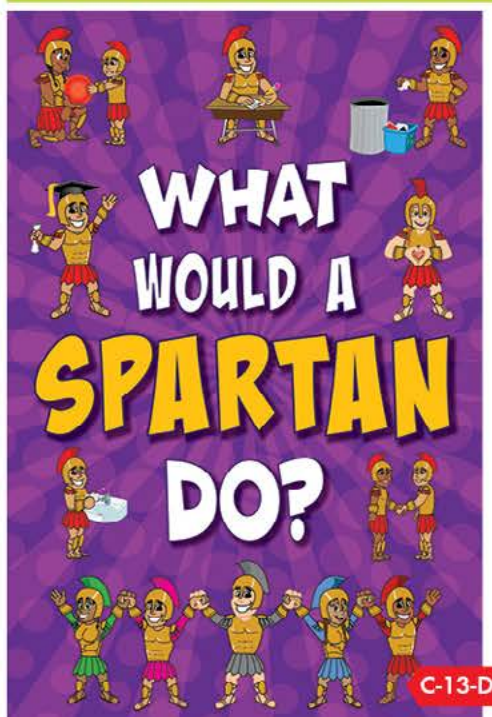
A great way to start every day is with this "I say, you say" chant between the teacher and students.

Power Up Poster w/Acronym



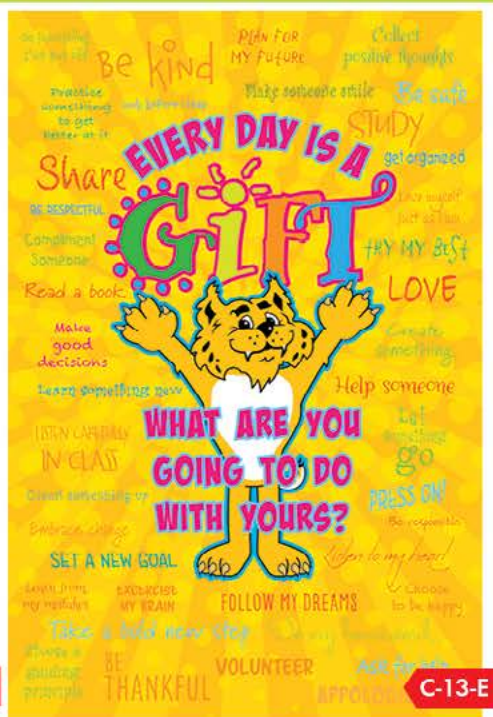
Chant poster for schools that use an acronym like SOAR, ROAR, PAWS, PRIDE, etc.

What Would A Poster



Great for improving decision making. Gives kids a visual and engaging framework they can relate to - their mascot!

Gift Poster



Full of positive inspiration. Pick any of the phrases and have a discussion or make an assignment out of it.

Calm Down Poster



Use your mascot to teach a simple technique for calming down.



Hallway Street Signs

- Choose from plastic (indoor) or aluminum (outdoor)
- Fully customized with your words & colors
- Features your mascot
- 24" x 6"
- Save when you buy a set of 26 signs
- Standard signs are printed on one side.
- Optional two-sided printing with wall mounting brackets



C-14-A

A-Frame Signs

These dual purpose signs can feature a dry-erase surface on one side for welcoming guest to special events, and a permanent message/graphics on the reverse side. A popular choice is to feature safety rules for the drop-off and pick-up area, so you can place them on the sidewalk, where everyone can see them. Extra inserts are available.



C-14-B

C-14-C

C-14-D

Feather Flags



C-14-E

- 14 feet tall
- Single-sided or double-sided
-

Table Cloth & Runner Combo

Table cloth and printed runner included.
6 ft and 8 ft available



C-15-A



C-15-B



C-15-C

Choose from 6 colors of table cloths. Runner is printed in full color and custom designed for you.



X-Stands



C-15-D

The X-Stand bundle comes with 3 interchangeable inserts. Extra inserts available.

Banner Stands



C-15-E

Banner stands are a larger, more substantial alternative to X-stands.

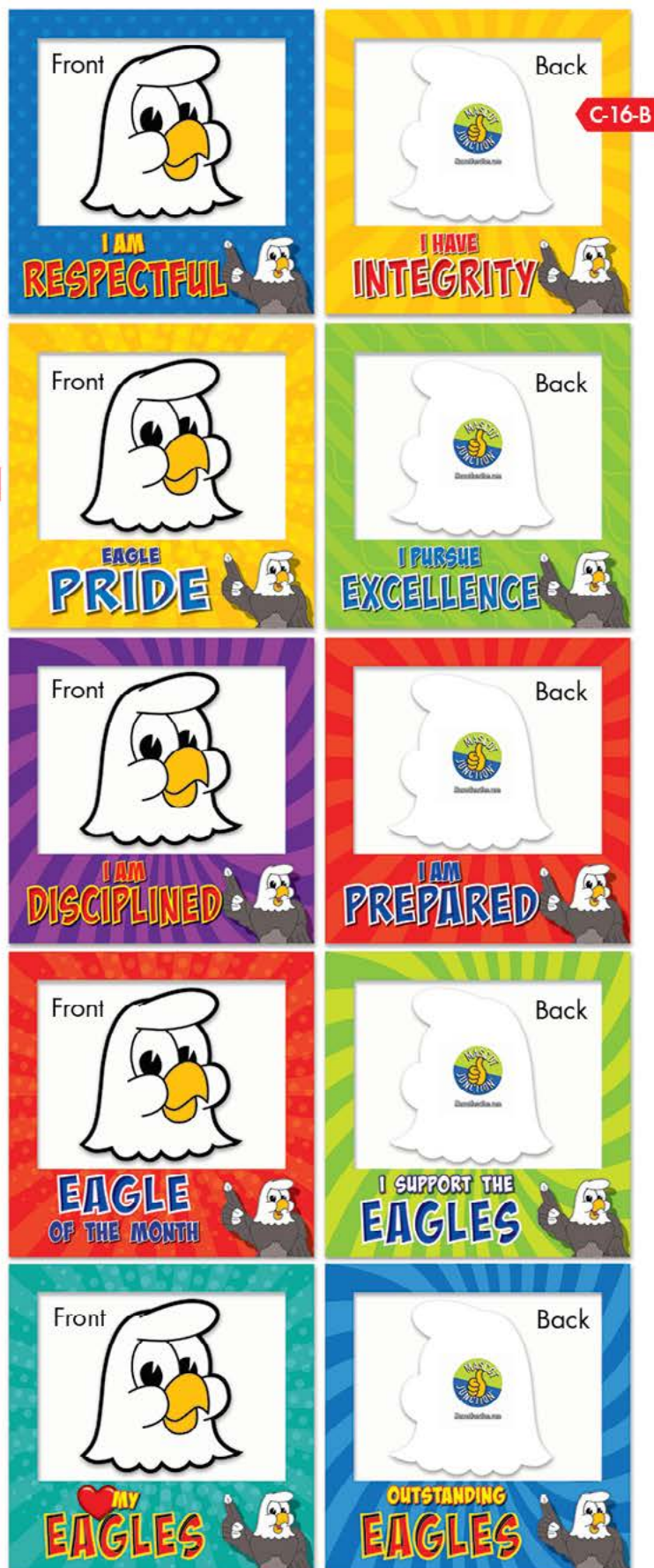
Photo Backdrops



C-15-F



C-15-G



- Great for photo booths
- A big hit at any event
- Reward students and classes with selfie ops
- Reinforce your core values
- Build a strong sense of community and inclusion

- Sold individually, or in sets of 10 (five two-sided boards)
- Customized with your words & colors
- Features your mascot or logo
- Includes Photo Bombies (mascot heads)
- Printed on corrugated plastic (Coroplast)
- 24" x 24"

Holiday/Celebration Set



Photo Bombies



You get one Photo Bombie with each individual customized Selfie Frame.

You get 5 with each set of 10 Selfie Frames.

Additional Photo Bombies are sold in sets of 12.



Printed on corrugated plastic (Coroplast)


Cut-Out Standees

- Great for photo booths
- Welcome visitors in your lobby
- Reward students with photo ops
- Reward classrooms with mascot visits
- Travels easily from classroom to classroom
- Create a strong sense of community

- Choose from 160+ mascots!
- Folding stand on back
- Easy to set-up
- Made of 1/4" thick foam core
- Size varies according to mascot



Folding stand
on back






Costumes & Accessories

Our Costumes:

- Have good ventilation.
- Come with a cooling fan.
- Have good vision panels.
- Are made in America.
- Replacement parts (shoes, feet, hands) are available.

Furry costumes are warm, so we highly recommend getting the Cooling Kit (Vest, Cap, Gel Inserts and Carrying Case).



Accessory Bundle Includes:

- Upgrade to Outdoor Parade Shoes/Feet
- Cooling Vest
- Cooling Cap
- Cooling Kit Carrying Case
- Deluxe Costume Tote Bag



Cooling Vest

- Removable Cooling Gel Cells
- Adjustable-Size
- Hook & Loop Straps
- Front Zipper



Reduce incidents of bullying as much as 90%.

In a recent study, one inner-city school documented the impact of decorating their restrooms with positive messages, and the results were astounding. Incidents of bullying were primarily occurring in the restrooms. Over the course of one semester, administrators reported 32 incidents. During the holiday break, they decorated each restroom with positive affirmations and cheerful designs. The following semester, they documented one single incident of bullying in the same areas - more than a 90% decline in incidents. Since then, the school expanded its positive messaging into stairwells and is seeing similar positive results throughout the entire school.

MEGA STICKERS



Mega Stickers

- Transform your school climate
- Reduce incidents of bullying
- Create a positive learning environment
- Reinforce core values & principles
- Build a nurturing & supportive culture
- Choose from 150 mascots
- 3 sizes available
- For walls, floors or doors
- Pre die-cut for easy application
- Durable vinyl is easy to clean
- Leaves no adhesive residue when removed

Door Decal Set 1

C-20-A



Door Decal Set 2


C-20-B






Positive Messages: Transform your culture/climate

C-21-A



Positive Poses: Use visual examples for non-readers (& everyone)

C-21-F



Paw Prints: Control foot traffic and show people where to walk.

C-21-B



Arrows: Customized colors with or without your mascot/logo.

C-21-G




Grizzly Paw Prints: Highlight key areas and places.

C-21-C



Hand or Foot Prints: Custom colors available.

C-21-H




Bird Feet Prints: Custom colors available.

C-21-D



Stop Signs: Show students where to stop, stand & wait.

C-21-J



Horse Shoes: With or without social distancing. Custom colors available.

C-21-E



Wash Your Hands: Remind everyone to stay healthy and safe!

C-21-K

Wall, Floor & Stair Stickers



Brick Sticker

Heavy-duty aluminum foil material with special adhesive for rough building materials like brick and concrete.

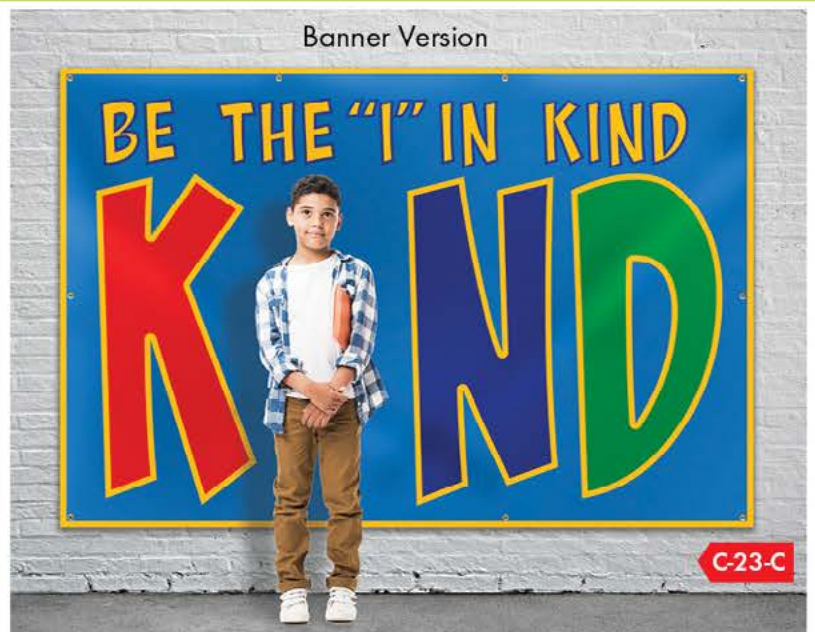
Window Perfs An extra layer of security!

You can see out... but they can't see in!



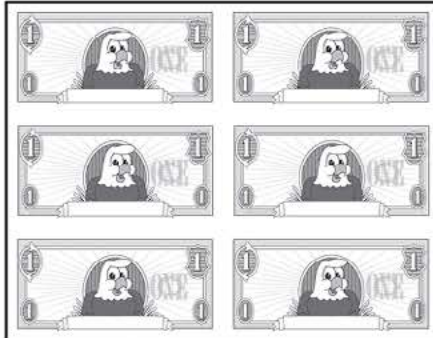

Custom designed for you. Easy to install. Watch our installation tutorial video at MascotJunction.com

BE THE "I" IN KIND Wall Stickers & Banners Customized in your school colors!




Gotcha Rewards

Editable Fields



Template includes 6 bills to a page




Choose from a FREE \$1 template featuring the mascot of your choice, or from an editable template with denominations of \$1, \$5, \$10, \$20 and \$50, along with 3 foldable wallets to help students keep their Gotcha Rewards organized. Purchase and download the editable templates through our online shopping cart for \$25.

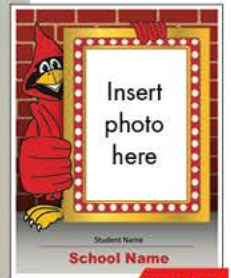
Wallet folds in half.
3 designs included.

Photo Recognition Marquees

Choose from two types of Photo Recognition Marquees.




The poster version is printed on dry-erase material, and features an acrylic frame for holding an 8" x 10" photo. Size: 24" x 36"



An editable Powerpoint template allows you to type in the student's name and what they are being recognized for, insert their photo, then print. Size: 8.5" x 11"

Coloring Sheets

A set of 14 coloring sheets - one for each area of your school. Space is provided for students to write in the behavior expectations for each area of the school.



Award Certificates



Choose from two editable Award Certificate (Powerpoint) templates. Simply type in the student's name and print a colorful certificate.

Each certificate features your mascot demonstrating what the award is for.



Standard Awards:

Student of the Month
Student of the Week
Perfect Attendance
Honor Roll
Principal's Honor Roll
Baseball
Basketball
Hockey
Football
Soccer
Art
Computer Lab
Ecology
English
Gym
History
Math
Music
Social Studies
Science

Behavior Awards:

Acceptance
Caring
Character
Citizenship
Fairness
Honesty
Integrity
Leadership
Loyalty
Organization
Perseverance
Respect
Responsibility
Safety
Sportsmanship
Trustworthiness
Sidewalk Safety
Playground
Library
Hallway
Classroom
Cafeteria
Knowing the Rules

Clip Charts



- 36 clip capacity in Ready to Learn
- Larger "clipping up" sections
- Smaller "clipping down" sections
- Printed on durable PVC plastic board (1/8" thick)
- Clothes pins NOT included


Shorter Version With Top 4 Panels Only

Mascot Junction is the Authorized Dealer for Jump-2Math sensory paths in the U.S.A. so now you can buy the best-selling sensory paths you want - using a PO.

- Indoor
- Carpet
- Outdoor
- Tile



Hopscotch Games



Parking Passes



C-27-A



C-27-B

Water Bottles



C-27-G

Stickers C-27-L



Bookmarks



C-27-M

Rulers



C-27-N

Wrist Bands



C-27-C



C-27-D

Cinch Sacks



C-27-H

Pencils & Pens



C-27-O



C-27-P

Bumper Stickers C-27-E




Temporary Tattoos



C-27-J

Flags



C-27-Q

Face Shields

C-27-F



Brag Tags® C-27-K



Health & Safety Products

Clean & Healthy Poster

BRONCOS
ARE CLEAN & HEALTHY




- Respect others' personal space.
- Greet each other with non-contact methods.
- Avoid touching your eyes, nose, and mouth.



- Cover your cough or sneeze with a tissue, or with your elbow.
- Wash your hands after coughing or sneezing, before touching anything.



- Wash your hands often with soap and water for at least 20 seconds.
- Clean and disinfect frequently touched objects.



- Stay home when you are sick.
- If sick, remain home until you are fever-free for 24 hours without the aid of medication.



C-28-A

Do Not Enter Window Perf



Do NOT enter if you:

- Have or have had fever of 100.4°F or greater in the last 2 days
- Have a cough, difficulty breathing, sore throat, or loss of taste or smell
- Have had contact with a person known to be infected with COVID-19 within the previous 14 days

STOP

MASK REQUIRED: 10 YEARS & OLDER

You can see out, but visitors can't see in.

Custom Window Perfs also available.

C-28-B

Wash Your Hands Poster



WASH YOUR HANDS!

20 seconds

C-28-C

Sidewalk Safety A-frame Signs



Front

Dry-erase surface

WELCOME to George C. Weimer Elementary

Back

STUDENTS

- Look to crossing guard
- Don't enter from driveway side
- Walk to vehicle
- Buckle up when possible
- Stay seated when waiting

DRIVERS

- Pull up to crosswalk
- Remain in vehicle
- No parking
- Signal ahead for help

SAFETY

C-28-D

Welcome guest with special instructions written on the dry-erase surface.

Put safety rules out on the sidewalk where drivers and riders can see them.

Social Distancing Floor Stickers



- Customized with your mascot & colors
- Variety of materials for wide array of floor types
- High-quality commercial grade materials
- Indoor & outdoor applications

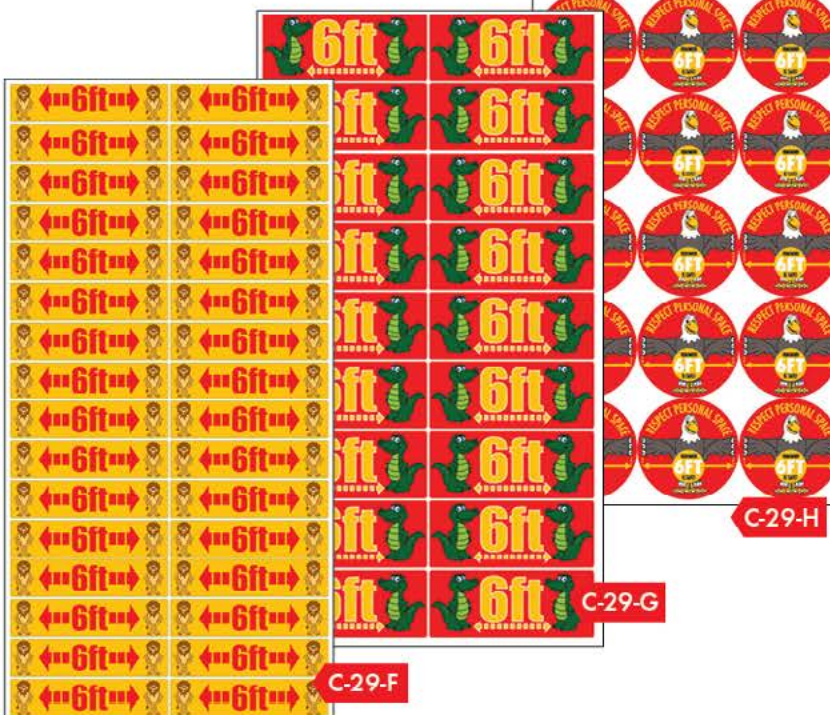
12" Round Stickers come individually

10" Round Stickers come in sets of 10

7" Round Stickers come in sets of 18

11" x 5" Rectangle Stickers come in sets of 18

11" x 2.75" Econo-Stickers come in sets of 32



Ask The Experts

Let us help you get the correct type of floor/wall sticker material. Send us a photo if you're not sure.

- Make sure it sticks
- Make sure it's removeable
- Make sure it won't leave adhesive residue
- Make sure it won't harm the surface
- Know how to clean & maintain it

Floor Types:



Smooth Floor - Waxed:
Vinyl Tiles



Smooth Floor - Non-waxed:
Epoxy, Urethane, Etc.



Smooth Floor - Non-waxed:
Terrazzo



Tile Floor: Ceramic with Grout



Carpet



Asphalt or Concrete

Wall Types:



Smooth Drywall: Painted



Textured Walls: Painted



Tile Wall: Ceramic with Grout



Concrete Block: Painted



Concrete Block: Unpainted



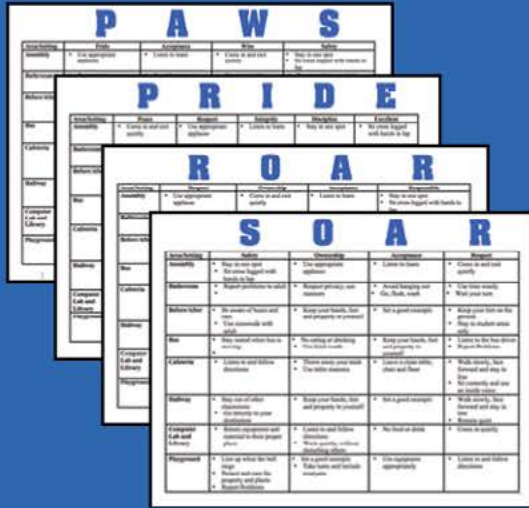
Brick: With shallow crevice/texture



Brick: With deep crevice/texture

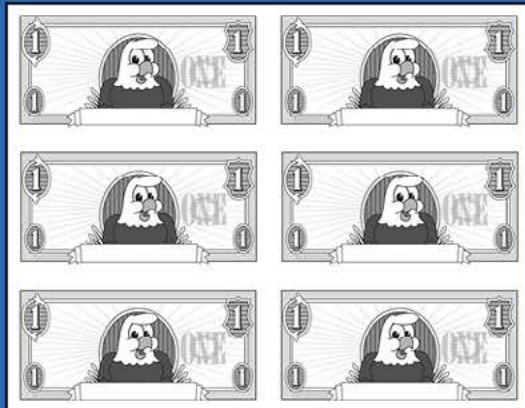
FREE Matrix Templates

Download editable matrix Word templates featuring "best practice" language. Also available: STAR, BE BE BE & others.



FREE Gotcha Rewards

Download a free \$1 denomination template featuring your mascot or purchase a multiple denomination version that is editable and includes 3 folding wallets. See pg 20.



FREE Short Story

Download a version of this story featuring your mascot and use it to create a supportive and inclusive school climate.



It was Eddie's **first day in school**, and while eating lunch in the cafeteria, he saw a girl named Emma drop her tray, and "**Ka-blash!**" Her lunch spilled everywhere. Rather than get upset, Emma pronounced, "Well, this is a **great day** to be an **eagle**," and proceeded to pick up the mess. A boy named Earl stepped in to help. She smiled, and said "Thanks!"



Later, while playing at recess, Eddie saw Emma **trip** and **skin her knee**. He could tell it hurt, but was surprised by Emma's reaction.

After brushing a tear from her cheek, she said, "This is a **great day** to be an **eagle**." Then a girl named Elaine came up to her and said, "You should get a **bandaid** on that. Let's go to the **nurse's office**."

Emma smiled and said, "Thanks!"

On the bus ride home, Emma's backpack **unzipped**, and everything **fell out** on the floor. Again she said, "This a **great day** to be an **eagle**!" This time Eddie stepped in to help pick things up, then he asked her, "Emma, I've seen **three bad things** happen to you today, and each time you say 'This is a great day to be an eagle.' Why do you say that?"



© Copyright 2019 Mascot Junction, Inc.

Emma replied, "Here at this school, we are **all eagles**. We have **eagle friends**, and we all care about each other, and help each other. **It's the eagle way**. So no matter what happens, I know I have friends who **care**, and will **help** me. That makes every day a **great day** to be an **eagle**!" After all of her things were gathered up, Emma smiled and said, "Thanks for your help! Isn't it a **great day** to be an **eagle**!"

FREE Clip Art

Watch for FREE seasonal/holiday clip art of your mascot. As each holiday approaches we'll make related clip art available. Fill out our online Contact Form to get e-mail notices.



TIPS:

Beat the Summer rush and place your order early.

We can't fit everything into one catalog, so visit our web site to see our full product line.

Look at more than just YOUR mascot when you visit our site. See what we've done for other mascots. It's a great way to get ideas, and see a broader product offering.

How do I order?

1. Use our downloadable Planning Guide to create your "wish list." Then send it to info@mascotjunction.com
2. We'll work up a comprehensive quote that includes shipping and set-up charges.
3. Use the quote to generate a PO, or you can pay with a charge card.
4. Upon receiving your PO, or charge card payment, we begin the design process, and send you proofs via e-mail.
5. Revisions and proofs are sent back and forth until you are ready to approve everything for printing. Signed proofs are required before going to press.
6. Sit back and wait for your packages to arrive! Printed products are typically delivered 7 to 10 days after approval. Some specialty items may take longer.

FAQs

- Q:** Can products be customized?
- A:** Yes. We customize everything to ensure you get exactly what you want.
- Q:** Can we use my mascot instead of one from Mascot Junction?
- A:** Yes. We can use your mascot.
- Q:** Do you have designs for older students, in middle and high school?
- A:** Yes. Please visit our Web site to see samples.
- Q:** Do I get to see the designs before printing?
- A:** Yes. You will get proofs e-mailed to you for review, revision and approval.
- Q:** How long does it take?
- A:** Generally, it takes between 3 and 6 weeks to fill most orders. Every order is different, and some products take longer than others.
- Q:** What are posters, banners & signs printed on?
- A:** We can print on a wide array of materials, including: vinyl, poster board, aluminum, PVC plastic, coroplast, mesh vinyl, window cling & more. We can advise you on which option is best for you.
- Q:** How do I get Mascot Junction set up as a vendor?
- A:** At the bottom of our web site, you can find a link where you can download our W-9 form and other pertinent info.

Bundle and Save!

- Get exclusive products by Mascot Junction
- Custom bundles available upon request
- Visit MascotJunction.com for details

\$999

\$1,999

\$2,999

\$3,999

\$4,999



**Bundle
& Save!**

**PBIS
Roll-Out
Kits**

\$999

\$1,999

\$2,999

\$3,999

\$4,999

Custom bundles available upon request.
Visit MascotJunction.com for details.



Mascot Junction, Inc.
684 SE Bayberry Ln., Suite 105
Lee's Summit, MO 64063

SAFETY PRODUCTS



FLOOR STICKERS



KINDNESS STICKERS & BANNERS



CUT-OUT STANDEES



FACE SHIELDS



WALL STICKERS



DOOR
DECALS