

Bobcat Samples


This is a proof set of an actual order featuring our Bobcat mascot. All items are customized with your words, your colors and your mascot/logo.

We have more than 160 kid-friendly mascots and more than 15,000 illustrations in our library. We are also glad to work with a mascot/logo that you send us, and have design solutions more suitable for older students in highschool. Whatever you need, we can do it.



info@mascotjunction.com
P: 816-916-1377
F: 816-286-1359
YES! We take POs.

Matrix Poster

 R O A R				
	Responsible	Organized	Accepting	Respectful
CAFETERIA	<ul style="list-style-type: none"> Clean Up after yourself Stay in your seat with your feet under the table Raise your hand when you need something 	<ul style="list-style-type: none"> Walk at all times Take time to chew your food. Only eat your food 	<ul style="list-style-type: none"> Use friendly words Help others when ok to do so 	<ul style="list-style-type: none"> Chew with your mouth closed Keep hands/feet to yourself Use whisper voices Say, "Please and Thank you"
PLAYGROUND	<ul style="list-style-type: none"> Take care of the playground and play equipment Bring in jackets and toys taken outside Keep the playground clean 	<ul style="list-style-type: none"> Keep hands/feet to yourself Be aware of where your friends are Watch where you are going 	<ul style="list-style-type: none"> Share playground toys and equipment Include everyone 	<ul style="list-style-type: none"> Listen to your teacher Take turns Say "Please and Thank you"
HALLWAY	<ul style="list-style-type: none"> Stay in line facing front Pick up trash 	<ul style="list-style-type: none"> Walk on the right side of the hall Walk facing forward Use the stair railing 	<ul style="list-style-type: none"> Help friends if they fall Smile and wave at others 	<ul style="list-style-type: none"> Keep hands/feet to self Refrain from touching another student's work Walk quietly
RESTROOM	<ul style="list-style-type: none"> Keep water and trash off of the floor Flush after use Wash your hands 	<ul style="list-style-type: none"> Walk instead of run Keep hands/feet to self Watch for water on the floor 	<ul style="list-style-type: none"> Give everyone privacy Wait patiently for your turn 	<ul style="list-style-type: none"> Stay in your own stall 2 squirts of soap 2 paper towels
BUSES	<ul style="list-style-type: none"> Face the front of the bus Report dangerous behavior to driver Clean Up after yourself 	<ul style="list-style-type: none"> Stay in your seat Keep hands/feet to yourself Walk on and off the bus 	<ul style="list-style-type: none"> Make room for others 	<ul style="list-style-type: none"> Use a low voice level Listen to the bus driver
ASSEMBLIES	<ul style="list-style-type: none"> Report to assigned areas Keep the area clean Take your things with you Return to your class promptly 	<ul style="list-style-type: none"> Remain seated in the proper way Walk when entering and exiting 	<ul style="list-style-type: none"> Keep an area available for smaller students/students with special needs. 	<ul style="list-style-type: none"> Listen quietly Pay attention Participate when asked Applaud appropriately
COMPUTER LAB/IPADS	<ul style="list-style-type: none"> Sit in your assigned seat Notify teacher of damage/technical issues No food or drinks 	<ul style="list-style-type: none"> Remain seated with device Use only school approved websites Keep your password private 	<ul style="list-style-type: none"> Wait patiently for help Give everyone privacy 	<ul style="list-style-type: none"> Listen to your teacher Use only your assigned device Take care of school property
LIBRARY	<ul style="list-style-type: none"> Take good care of your books Return borrowed books 	<ul style="list-style-type: none"> Librarian must be present to enter Ask for help to reach the top shelf 	<ul style="list-style-type: none"> Be patient Take your turns 	<ul style="list-style-type: none"> Listen to the Librarian Use your whisper voice
CLASSROOM	<ul style="list-style-type: none"> Sit in your assigned seat Do your own part in groups Keep your desk and area clean 	<ul style="list-style-type: none"> Keep your chair pushed in Sit on your bottom Walk instead of run Four chair legs on the floor 	<ul style="list-style-type: none"> Help other if they spill something Give everyone a chance to answer 	<ul style="list-style-type: none"> Listen to your teacher Work quietly Raise your hand for permission

We bring your matrix to life with colorful illustrations of your mascot providing visual examples of positive behavior in different areas of your school.

If you'd rather us use illustrations of children or teenagers, we can do that as well.

Choose from two kid-friendly bobcat/wildcat mascots!



Rule Posters


We can custom design rule posters for every part of your school.

HALLWAY

RULES/
EXPECTATIONS

GEORGE C. WEIMER


BOBCATS



R

RESPONSIBLE


- Stay in line facing front
- Pick up trash



O

RGANIZED


- Walk on the right side of the hall
- Walk facing forward
- Use the stair railing



A

CCEPTING


- Help friends if they fall
- Smile and wave at others



R

ESPECTFUL

- Keep hands/feet to self
- Refrain from touching another student's work
- Walk quietly



CLASSROOM

RULES/
EXPECTATIONS

GEORGE C. WEIMER

BOBCATS



R

RESPONSIBLE

- Sit in your assigned seat
- Do your own part in groups
- Keep your desk and area clean



O

RGANIZED

- Keep your chair pushed in
- Sit on your bottom
- Walk instead of run
- Four chair legs on the floor



A

CCEPTING

- Help other if they spill something
- Give everyone a chance to answer



R

ESPECTFUL

- Listen to your teacher
- Work quietly
- Raise your hand for permission



RESTROOM

RULES/
EXPECTATIONS

GEORGE C. WEIMER

BOBCATS



R

RESPONSIBLE

- Keep water & trash off of the floor
- Flush after use
- Wash your hands



O

RGANIZED

- Walk instead of run
- Keep hands/feet to self
- Watch for water on the floor



A

CCEPTING

- Give everyone privacy
- Wait patiently for your turn



R

ESPECTFUL

- Stay in your own stall
- 2 squirts of soap
- 2 paper towels



ASSEMBLIES

RULES/
EXPECTATIONS

GEORGE C. WEIMER

BOBCATS



R

RESPONSIBLE

- Report to assigned areas
- Keep the area clean
- Take your things with you
- Return to your class promptly



O

RGANIZED

- Remain seated in the proper way
- Walk when entering and exiting



A

CCEPTING

- Keep an area available for smaller students/students with special needs



R

ESPECTFUL

- Listen quietly
- Pay attention
- Participate when asked
- Applaud appropriately



Rule Posters

Posters can be Large (24" x 36") or Medium (16" x 24"), and can become even larger banners (4ft x 6ft) for larger areas like the gymnasium, entryway or cafeteria.

RULES/
EXPECTATIONS

CAFETERIA

GEORGE C. WEIMER
BOBCCATS



R RESPONSIBLE

- Clean up after yourself
- Stay in your seat with your feet under the table
- Raise your hand when you need something



O ORGANIZED

- Walk at all times
- Take time to chew your food
- Only eat your food



A ACCEPTING

- Use friendly words
- Help others when asked to do so



R RESPECTFUL

- Chew with your mouth closed
- Keep hands/feet to yourself
- Use whisper voices
- Say, "Please and Thank you"



RULES/
EXPECTATIONS

LIBRARY

GEORGE C. WEIMER
BOBCCATS



R RESPONSIBLE

- Take good care of your books
- Return borrowed books



O ORGANIZED

- Librarian must be present to enter
- Ask for help to reach the top shelf



A ACCEPTING

- Be patient
- Take your turns



R RESPECTFUL

- Listen to the Librarian
- Use your whisper voice



RULES/
EXPECTATIONS

PLAYGROUND

GEORGE C. WEIMER
BOBCCATS



R RESPONSIBLE

- Take care of the playground and play equipment
- Bring in jackets and toys taken outside
- Keep the playground clean



O ORGANIZED

- Keep hands/feet to yourself
- Be aware of where your friends are
- Watch where you are going



A ACCEPTING

- Share playground toys and equipment
- Include everyone



R RESPECTFUL

- Listen to your teacher
- Take turns
- Say "Please and Thank you"



RULES/
EXPECTATIONS

BUSES

GEORGE C. WEIMER
BOBCCATS




R RESPONSIBLE

- Face the front of the bus
- Report dangerous behavior to driver
- Clean Up after yourself



O ORGANIZED

- Stay in your seat
- Keep hands/feet to yourself
- Walk on and off the bus




A ACCEPTING

- Make room for others



R RESPECTFUL

- Use a low voice level
- Listen to the bus driver



Posters can be printed on a variety of materials.

Vinyl is our most popular because it is very durable - virtually tear-proof, water/humidity proof and it stands up to UV sun rays.

Grommets are available at no extra charge when you choose vinyl.

Posterboard is also available if you want something that comes flat instead of rolled up.

Other options include Corugated Plastic (yard sign material), aluminum, mesh vinyl and adhesive stickers for walls, floors, doors and even brick, block, and concrete.

Ask us for recommendations if you aren't sure what is best for your school.

Welcome Banner



Best Sellers! The message in this poster/banner helps create an inclusive community and establishes a framework for good decision making.

Simple Welcome Banner



Welcome Poster



Theme Banners/Posters




Reinforce your PBIS theme/acronym.

Theme Poster/Plaque



Poster designs can also be printed as a Plaque: 8.5" x 12" signs that are 1/8th inch thick. Sold in sets of 10


Voice Level Poster/Plaque



A-frame Signs



Table Runner with Table Throw



WHITE BLACK YELLOW RED GREEN BLUE



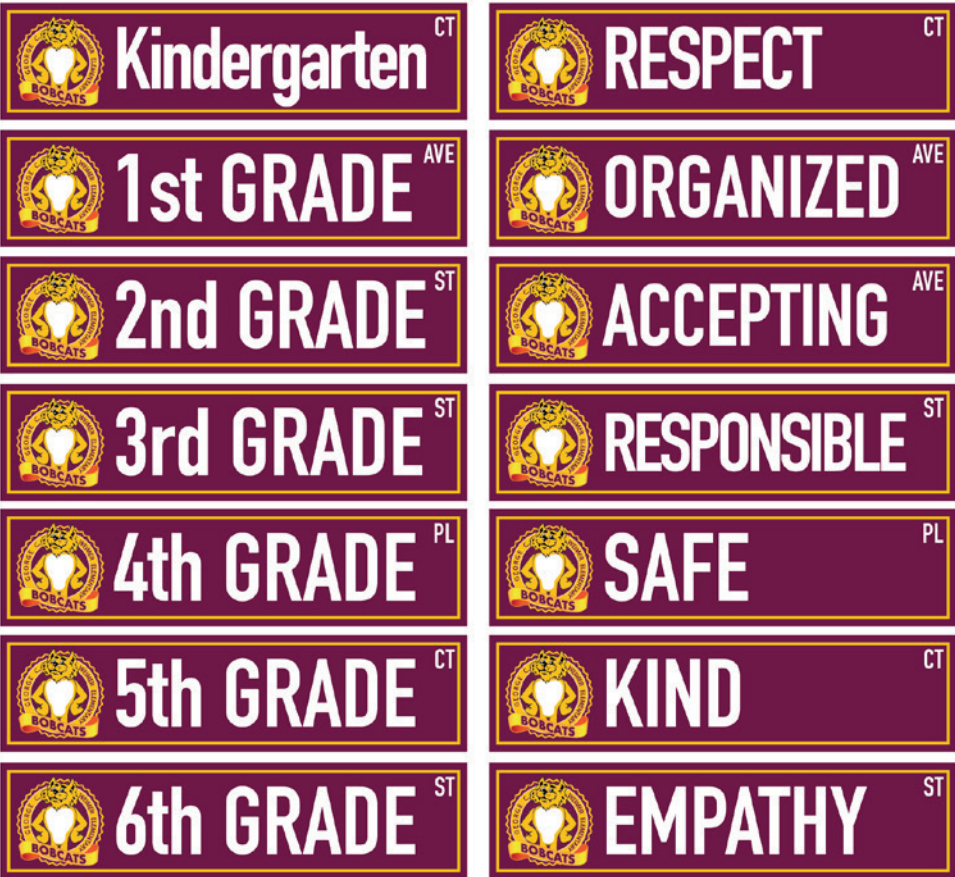
Ceiling Signs

Designed to hang from your ceiling and stretch out your PBIS messaging. Ceiling signs come in a variety of sizes and are made of lightweight corrugated plastic (yard sign material), and each one features grommets in the top corners to make hanging them easier.




Hallway Street Signs

Hallway Street Signs can be made of durable, 1/8" thick PVC plastic, or aluminum sandwich board. Choose single sided printing when mounting flat against a wall, or double-sided with mounting brackets when mounting perpendicular from the wall.



Selfie Frames




Selfie Frames come with the interior section un-cut to provide added protection in shipping. Use an exacto knife or sharp utility knife to cut out the center portion. Cut the head out separately to create a Photo Bombie of your mascot.

These are made of corrugated plastic (yard sign material) and are 24" x 24".

Photo Bombies (mascot heads) are great fun whenever taking pictures. You can buy extra Photo Bombies in sets of 6.

Cutout Standees



Life-sized cut-out standees

are a "must-have" for any school. Pose with them for pictures or use your standee to welcome guest or accompany speakers during assemblies on stage. Move him from classroom to classroom to recognize positive behavior and achieving certain goals.


Choose from two kid-friendly bobcats/wildcats in EVERY product!

Electronic Downloads

Award Certificates Two Powerpoint templates contain 45 award certificates. Easy to customize with the student's name, print, and hand out!




Gotcha Rewards & Wallets Powerpoint templates let you customize mascot money for your PBIS program. You get bills in 1, 5, 10, 20 and 50 dollar denominations, along with 3 wallets that students can color and fold to organization and save their money with.



Student Photo Recognition Marquee Powerpoint template is easy to customize with a student's photo and their name. Print and post!



Story This story tells about a student's first day of school and why being a Bobcat is a great thing!



Coloring Sheets Use these activity sheets to reinforce PBIS rules for different parts of your school. Set of 14 pdfs.

