

This is a set of proofs from
an actual project.

Mascot Junction, Inc.
684 SE Bayberry Lane, Suite 105
Lees Summit, MO 64063
P: 816-916-1377
F: 816-286-1359
E-mail: info@mascotjunction.com







































Theme: CLIMB

Logo: Cartoon Panda by Mascot Junction

Role Models: Cartoon Panda by Mascot Junction

Matrix Poster - 36"x27", Poster Board w/cut edges, no grommets, Qty: 1

 C. L. I. M. B.					
	Choose Safety	Lead By Example	Inspire Respect	Make Positive Choices	Be Responsible
Assemblies	<ul style="list-style-type: none"> Use appropriate applause Face forward 	<ul style="list-style-type: none"> Come in and exit quietly 	<ul style="list-style-type: none"> Listen to learn Use appropriate applause 	<ul style="list-style-type: none"> Stay in one spot Sit cross legged with hands in lap 	<ul style="list-style-type: none"> Use appropriate voice level for the activity 
Bathrooms	<ul style="list-style-type: none"> Use walking feet Keep hands and feet to self at all times Wash hands after using the restroom 	<ul style="list-style-type: none"> Flush toilet when done Throw away all the trash in the trash can 	<ul style="list-style-type: none"> Knock before entering a stall Respect each other's privacy 	<ul style="list-style-type: none"> Take care of your needs in a silent and timely manner 	<ul style="list-style-type: none"> Wait your turn Use all restroom equipment as intended: the toilet and urinals are for business only, the sinks are for cleaning hands only 
Bus	<ul style="list-style-type: none"> Use walking feet when exiting or boarding the bus Sit back to back, seat to seat, feet to floor Listen to your bus line teacher and bus driver at all times 	<ul style="list-style-type: none"> Ride your assigned bus Get off at your assigned stop 	<ul style="list-style-type: none"> Be kind to all peers on the bus 	<ul style="list-style-type: none"> Use technology in a positive way while on the bus 	<ul style="list-style-type: none"> Use voice level zero while waiting in your bus line 
Dining Room	<ul style="list-style-type: none"> Use walking feet Stay seated at all times until given permission to stand Follow the directions of the Dining Room staff at all times 	<ul style="list-style-type: none"> Clean up your eating area: throw away trash, wipe the table and table setting, replace the centerpiece if necessary 	<ul style="list-style-type: none"> Say please and thank you to all Dining Room staff and to your tablemates Use grace and courtesy at all times 	<ul style="list-style-type: none"> Stay seated while eating Eat your own food 	<ul style="list-style-type: none"> Enter at a voice level 0 Clean up your area Sit quietly while waiting for your turn 
Hallways/ Stairwell	<ul style="list-style-type: none"> Use walking feet Keep your hands, feet and property to yourself Always face forward 	<ul style="list-style-type: none"> Line leaders take class to destination, class follows the leader's example Follow the UP/DOWN signs 	<ul style="list-style-type: none"> Move aside for younger classes to pass Remain focused on your transition 	<ul style="list-style-type: none"> Voice level 0 at all times Walk on the green line, wait on white 	<ul style="list-style-type: none"> Stay with your class or hall buddy at all times Always have a hall pass or walk with an adult 
Computer Lab and Library	<ul style="list-style-type: none"> Listen to and follow directions 	<ul style="list-style-type: none"> Work quietly, without disturbing others 	<ul style="list-style-type: none"> Return equipment and material to their proper place 	<ul style="list-style-type: none"> No food or drink 	<ul style="list-style-type: none"> Use appropriate voice level depending on the activity 
Playground	<ul style="list-style-type: none"> Set a good example Take turns and include everyone 	<ul style="list-style-type: none"> Listen to and follow directions 	<ul style="list-style-type: none"> Use equipment appropriately 	<ul style="list-style-type: none"> Line up when the bell rings Protect and care for property and plants Report problems 	<ul style="list-style-type: none"> Tell if someone needs help Put away equipment 

Restroom Rules:

WASHINGTON MONTESSORI SCHOOL



C. Choose safely

- Use walking feet
- Keep hands and feet to self at all times
- Wash hands after using the restroom



L. Lead by example

- Flush toilet when done
- Throw away all the trash in the trash can



I. Inspire respect

- Knock before entering a stall
- Respect each other's privacy



M. Make positive choices

- Take care of your needs in a silent and timely manner



B. Be responsible

- Wait your turn
- Use all restroom equipment as intended: the toilet and urinals are for business only, the sinks are for cleaning hands only



Hallway/Stairwell Rules:

WASHINGTON MONTESSORI SCHOOL



C. Choose safely

- Use walking feet
- Keep your hands, feet and property to yourself
- Always face forward



L. Lead by example

- Line leaders take class to destination, class follows the leader's example
- Follow the UP/DOWN signs



I. Inspire respect

- Move aside for younger classes to pass
- Remain focused on your transition



M. Make positive choices

- Voice level 0 at all times
- Walk on the green line, wait on white



B. Be responsible

- Stay with your class or hall buddy at all times
- Always have a hall pass or walk with an adult



Library Rules:

WASHINGTON MONTESSORI SCHOOL



C. Choose safely

- Listen to and follow directions



L. Lead by example

- Work quietly, without disturbing others



I. Inspire respect

- Return equipment and material to their proper place



M. Make positive choices

- No food or drink



B. Be responsible

- Use appropriate voice level depending on the activity



Computer Lab Rules:

WASHINGTON MONTESSORI SCHOOL



C. Choose safely

- Listen to and follow directions



L. Lead by example

- Work quietly, without disturbing others



I. Inspire respect

- Return equipment and material to their proper place



M. Make positive choices

- No food or drink



B. Be responsible

- Use appropriate voice level depending on the activity



Playground Rules:

WASHINGTON MONTESSORI SCHOOL



C. Choose safely

- Set a good example
- Take turns and include everyone



L. Lead by example

- Listen to and follow directions



I. Inspire respect

- Use equipment appropriately



M. Make positive choices

- Line up when the bell rings
- Protect and care for property and plants
- Report problems



B. Be responsible

- Tell if someone needs help
- Put away equipment



Ceiling Signs, 46" x 18" with grommets in top corners. Qty: 2 each of 5

Printed on Coroplast. Printed two sides in reverse order so "CLIMB" letters are in correct order as you look down the hallway from both directions.

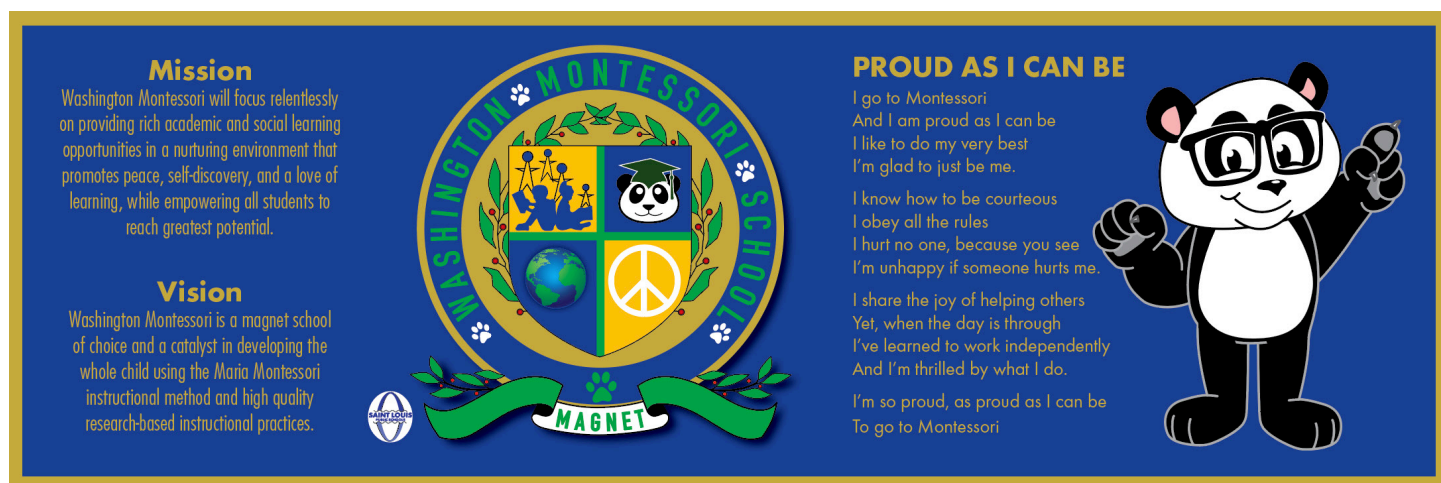
Front Side



Back Side



Welcome/Creed Banner, 126" x 42" vinyl w/ hemmed edge with grommets Qty: 1



Floor Sticker, 48" x 48" Qty: 1

Pink line indicates die cut pattern

Printed on material for indoor, smooth waxed floor



Social Distance Floor Stickers, 7" Round Qty: 5 sets of 18 for a total of 90

Stickers are individually die cut.

Printed on material for indoor, smooth waxed floor



Social Distance Floor Stickers, 10" Round Qty: 4 sets of 10 for a total of 40

Stickers are individually die cut.

Printed on material for indoor, smooth waxed floor



Digitally recreated crest delivered electronically



Standard Clip Art set delivered electronically

