

MASCOT JUNCTION®

CUSTOM DESIGNED POSTERS, BANNERS & SIGNS



PBIS
RESOURCES
21/22



FIND YOUR MASCOT AT MASCOTJUNCTION.COM • 816-916-1377

It starts here!

WELCOME AND CONGRATULATIONS!

You are now a Viking, with Viking FRIENDS,
and are part of our Viking COMMUNITY.

We have Viking rules, and an
Viking way of doing things.

So when you make a DECISION
ask, "What would a Viking do?"
You'll make a good CHOICE,
get a good RESULT,
and enjoy a GOOD TIME.

**Every day is
a GREAT day
to be a VIKING!**



Welcome Posters


I am a Viking
through and through!
As a Viking,
I pledge to:

Have **PURPOSE**
Have **RESPECT**
Have **INTEGRITY**
Have **DIVERSITY**
Have **EMPATHY**



Pledge Posters

Mascot Junction specializes in helping schools create mascot-centric cultures to support positive behavior and character education programs. We have more than 160 kid-friendly mascots, and more than 17,000 illustrations of those mascots visually demonstrating positive behaviors. We use those illustrations to custom design and print posters, banners and other products for schools like yours.




Matrix Posters



Rule Posters

Award Certificate Templates



Theme Banners



Voice Level Posters



Retractable
Banner Stands




Wall Stickers

Ceiling Signs

Floor Stickers



Window Perfs



Pole Banners



Table Cloth & Runner



A-Frame Signs

POSTERS/BANNERS:

Matrix.....	6
Theme.....	7
Rules.....	8, 9
Welcome.....	10
Pledge.....	11
Voice Level.....	11
Anti-Bullying.....	12
Caring Community.....	12
Word Cloud.....	12
Feel Good.....	12
Wash Hands.....	12
Super Power.....	13
What Would.....	13
Calm Down.....	13
Clean & Healthy.....	13
BE THE "I" IN KIND.....	17

SIGNS:

Plaquettes.....	7
Ceiling Signs.....	11
Hallway Street Signs.....	14
A-frame Signs.....	14
Photo Recognitions Marquees.....	28
Clip Charts.....	30

DISPLAYS & FLAGS:

Pole Banners.....	11
Feather Flags.....	14
Photo Backdrops.....	14
Flags - Pole Style.....	15
Table Throws & Runners.....	15
Banner Stands.....	15
FLOOR MATS.....	15

STICKERS:

BE THE "I" IN KIND.....	17
Door Decals.....	18
Positive Messages.....	19
Foot/Paw Prints.....	20
Logo - Wall & Floor.....	20
Stair Stickers.....	20
Column/Pillars.....	20
Wall Talkers.....	21
Social Distance.....	21
Wash Your Hands.....	21

PHOTO FUN/PROPS:

Photo Backdrops.....	14
Selfie Frames.....	16
Standeos.....	17
BE THE "I" IN KIND.....	17

SENSORY PATHS.....

22-25

WINDOW PERFS.....

19, 26

AWARDS/RECOGNITION.....

28, 30

COSTUMES.....

27

MISC. PRODUCTS:

Postcards.....	28
Coloring Sheets.....	28
Bumper Stickers.....	29
Parking Passes.....	29
Stadium Cups.....	29
Wrist Bands.....	29
Pens & Pencils.....	29
Brag Tags®.....	29
Temporary Tattoos.....	29

FREE Stuff.....

31

How to order...

Ordering is simple and everything is **custom designed** with your words, your theme, your colors and your mascot/logo. Plus you get to **review, revise** and **approve** everything before it gets printed to ensure you get exactly what you want.

1. Fill out our RFQ (Request For Quote) form online, or fill out the RFQ in this catalog, and e-mail or fax it back to us.
2. We'll send you a quote, usually within several hours.
3. Use the quote to generate a PO, or you can pay with a charge card. Just let us know your preference.
4. We begin the design process upon receiving your PO or payment, and send you proofs via e-mail.
5. Revisions and proofs are sent back and forth until everything is to your satisfaction and approved.
6. Sit back and wait for your packages to arrive!

D-06-A

Catalog reference numbers are provided to help you communicate with us about specific examples you like.

FAQs

Q: Can we use your school's existing mascot, or logo, instead of one from Mascot Junction?

A: Yes.

Q: How long does it take to fill an order and get delivered?

A: Generally, it takes 3 to 6 weeks to fill most orders. Every order is different, and some products take longer than others.

Q: What are posters, banners & signs printed on?

A: Choose from a wide array of materials, including: vinyl, poster board, aluminum, PVC plastic, coroplast, mesh vinyl, window cling & more. We can advise you on which option is best for you.

Q: How do I get Mascot Junction set up as a vendor?


A: Please e-mail your request, and any pertinent forms or links to info@mascotjunction.com.

1. Choose Your Mascot:

We have more than 17,000 illustrations of mascots to teach positive behavior. We use these illustrations to custom design posters, banners and other products.

We have kid-friendly mascots for elementary schools, and graphic mascots/logos for older students.

We are also glad to work with your existing mascot or logo.



Find your mascot at MascotJunction.com





2. Choose Your Logo:

A. Cartoon-Style by Mascot Junction



B. Graphic-Style by Mascot Junction



C. Provided by you. We are glad to work with a logo or mascot provided by you. If you need your mascot or logo redesigned, we are glad to do that too.



3. Choose Your Role Models:

Choose the type of role model to visually demonstrate positive behaviors:

A. Mascot by Mascot Junction



B. Children



C. Teenagers



D. Words only



FREE Matrix Templates

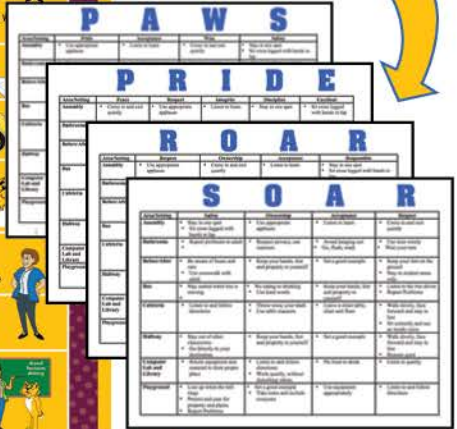
Download editable matrix Word templates featuring "best practice" language. Also available: STAR, BE BE BE & others.

Find at MascotJunction.com
Look under "FREE Stuff."

R O A R

	Responsible	Organized	Accepting	Respectful
CAFETERIA	<ul style="list-style-type: none"> Clean up after yourself Stay in your seat with your feet under the table Raise your hand when you need something 	<ul style="list-style-type: none"> Walk at all times Take time to chew your food Only eat your food 	<ul style="list-style-type: none"> Use friendly words Help others when asked to do so 	<ul style="list-style-type: none"> Chew with your mouth closed Keep hands/feet to yourself Use whisper voices Say, "Please and Thank you"
PLAYGROUND	<ul style="list-style-type: none"> Take care of the playground and play equipment Bring in lockers and toys taken outside Keep the playground clean 	<ul style="list-style-type: none"> Keep hands/feet to yourself Be aware of where your friends are Watch where you are going 	<ul style="list-style-type: none"> Share playground toys and equipment Include everyone 	<ul style="list-style-type: none"> Listen to your teacher Take turns Say "Please and Thank you"
HALLWAY	<ul style="list-style-type: none"> Stay in line facing front Pick up trash 	<ul style="list-style-type: none"> Walk on the right side of the hall Walk facing forward Use the stair rolling 	<ul style="list-style-type: none"> Help friends if they fall Smile and wave at others 	<ul style="list-style-type: none"> Keep hands/feet to self Refrain from touching another student's Walk quietly
RESTROOM	<ul style="list-style-type: none"> Keep water and trash off of the floor Flush after use Wash your hands 	<ul style="list-style-type: none"> Walk instead of run Keep hands/feet to self Watch for water on the floor 	<ul style="list-style-type: none"> Give everyone privacy Wait patiently for your turn 	<ul style="list-style-type: none"> Stay in your own stall 2 squirts of soap 2 paper towels
BUSES	<ul style="list-style-type: none"> Face the front of the bus Report dangerous behavior to driver Clean up after yourself 	<ul style="list-style-type: none"> Stay in your seat Keep hands/feet to yourself Walk on and off the bus 	<ul style="list-style-type: none"> Make room for others 	<ul style="list-style-type: none"> Use a low voice level Listen to the bus driver
ASSEMBLIES	<ul style="list-style-type: none"> Report to assigned areas Keep the area clean Take your things with you Return to your class promptly 	<ul style="list-style-type: none"> Remain seated in the proper way Walk when entering and exiting 	<ul style="list-style-type: none"> Keep on area available for smaller students/students with special needs 	<ul style="list-style-type: none"> Listen quietly Pay attention Participate when asked Applaud appropriately
COMPUTER LAB/IPADS	<ul style="list-style-type: none"> Sit in your assigned seat Notify teacher of damage/technical issues No food or drinks 	<ul style="list-style-type: none"> Remain seated with device Use only school approved websites Keep your password private 	<ul style="list-style-type: none"> Wait patiently for help Give everyone privacy 	<ul style="list-style-type: none"> Listen to your teacher Use only your assigned device Take care of school property
LIBRARY	<ul style="list-style-type: none"> Take good care of your books Return borrowed books 	<ul style="list-style-type: none"> Librarian must be present to enter Ask for help to reach the top shelf 	<ul style="list-style-type: none"> Be patient Take your turns 	<ul style="list-style-type: none"> Listen to the Librarian Use your whisper voice
CLASSROOM	<ul style="list-style-type: none"> Sit in your assigned seat Do your own part in groups Keep your desk and area clean 	<ul style="list-style-type: none"> Keep your chair pushed in Sit on your bottom Walk instead of run Four chair legs on the floor 	<ul style="list-style-type: none"> Help others if they spill something Give everyone a chance to answer 	<ul style="list-style-type: none"> Listen to your teacher Work quietly Raise your hand for permission

D-06-A



BETHLEHEM ELEMENTARY

	Be Respectful	Be Responsible	Be Safe
Hallway	<ul style="list-style-type: none"> Don't touch or bump others Walk on the right side of the hall Use quiet voices 	<ul style="list-style-type: none"> Go to the bathroom when you need to Don't run in the hall 	<ul style="list-style-type: none"> Walk slowly and safely Don't play rough Use caution on stairs
Restroom	<ul style="list-style-type: none"> Report problems to the teacher Don't use the toilet paper 	<ul style="list-style-type: none"> Don't use the toilet paper Don't use the toilet paper 	<ul style="list-style-type: none"> Don't use the toilet paper Don't use the toilet paper

D-06-B

S.O.A.R.

	SAFETY	OWNERSHIP	ACCEPTANCE	RESPECT & RESPONSIBILITY
ASSEMBLY	<ul style="list-style-type: none"> Stay in one spot For every request with hands in 	<ul style="list-style-type: none"> Use appropriate language and voice volume 	<ul style="list-style-type: none"> Listen to the teacher Set a good example 	<ul style="list-style-type: none"> Come to and exit quietly Be positive
BATHROOMS	<ul style="list-style-type: none"> Report problems to the teacher Use the toilet paper 	<ul style="list-style-type: none"> Report problems to the teacher Use the toilet paper 	<ul style="list-style-type: none"> Report problems to the teacher Use the toilet paper 	<ul style="list-style-type: none"> Report problems to the teacher Use the toilet paper

D-06-E

WHIPPLE RANCH ELEMENTARY

	BE SAFE	BE KIND	BE RESPECTFUL	BE RESPONSIBLE
UNIVERSAL RULES	<ul style="list-style-type: none"> Follow request from all staff members 	<ul style="list-style-type: none"> Don't touch or bump others 	<ul style="list-style-type: none"> Don't touch or bump others 	<ul style="list-style-type: none"> Don't touch or bump others
HALL RULES	<ul style="list-style-type: none"> Walk quietly with friends Walk on right side of hall Stop at corners 	<ul style="list-style-type: none"> Hands and feet to yourself 	<ul style="list-style-type: none"> Don't touch or bump others 	<ul style="list-style-type: none"> Don't touch or bump others

D-06-C

ROAR

	RESPECTFUL	OWNERSHIP	ACCOUNTABLE	RESPONSIBLE
Hallway	<ul style="list-style-type: none"> Keep hands and feet to self Use quiet voices 	<ul style="list-style-type: none"> Use appropriate language and voice volume 	<ul style="list-style-type: none"> Listen to the teacher Set a good example 	<ul style="list-style-type: none"> Come to and exit quietly Be positive

D-06-F

F R E E

	Feels Safe	Respectful & responsible	Ethical	Encouraging
CLASSROOM	<ul style="list-style-type: none"> Follow request from all staff members 	<ul style="list-style-type: none"> Don't touch or bump others 	<ul style="list-style-type: none"> Don't touch or bump others 	<ul style="list-style-type: none"> Don't touch or bump others
CAFETERIA	<ul style="list-style-type: none"> Follow request from all staff members 	<ul style="list-style-type: none"> Don't touch or bump others 	<ul style="list-style-type: none"> Don't touch or bump others 	<ul style="list-style-type: none"> Don't touch or bump others
BUS	<ul style="list-style-type: none"> Follow request from all staff members 	<ul style="list-style-type: none"> Don't touch or bump others 	<ul style="list-style-type: none"> Don't touch or bump others 	<ul style="list-style-type: none"> Don't touch or bump others
HALLWAY/OFFICE (END OF DAY)	<ul style="list-style-type: none"> Follow request from all staff members 	<ul style="list-style-type: none"> Don't touch or bump others 	<ul style="list-style-type: none"> Don't touch or bump others 	<ul style="list-style-type: none"> Don't touch or bump others
RESTROOM	<ul style="list-style-type: none"> Follow request from all staff members 	<ul style="list-style-type: none"> Don't touch or bump others 	<ul style="list-style-type: none"> Don't touch or bump others 	<ul style="list-style-type: none"> Don't touch or bump others
EXTRACURRICULAR TRIPS (SCHOOL BUS)	<ul style="list-style-type: none"> Follow request from all staff members 	<ul style="list-style-type: none"> Don't touch or bump others 	<ul style="list-style-type: none"> Don't touch or bump others 	<ul style="list-style-type: none"> Don't touch or bump others
RECESS/PLAYGROUND	<ul style="list-style-type: none"> Follow request from all staff members 	<ul style="list-style-type: none"> Don't touch or bump others 	<ul style="list-style-type: none"> Don't touch or bump others 	<ul style="list-style-type: none"> Don't touch or bump others

D-06-D



WINDERMERE MUSTANGS

	BE SAFE	BE RESPONSIBLE	BE KIND
HALLWAYS	<ul style="list-style-type: none"> Follow request from all staff members 	<ul style="list-style-type: none"> Don't touch or bump others 	<ul style="list-style-type: none"> Don't touch or bump others
CAFETERIA	<ul style="list-style-type: none"> Follow request from all staff members 	<ul style="list-style-type: none"> Don't touch or bump others 	<ul style="list-style-type: none"> Don't touch or bump others
ASSEMBLIES	<ul style="list-style-type: none"> Follow request from all staff members 	<ul style="list-style-type: none"> Don't touch or bump others 	<ul style="list-style-type: none"> Don't touch or bump others
RESTROOMS	<ul style="list-style-type: none"> Follow request from all staff members 	<ul style="list-style-type: none"> Don't touch or bump others 	<ul style="list-style-type: none"> Don't touch or bump others
PLAYGROUND	<ul style="list-style-type: none"> Follow request from all staff members 	<ul style="list-style-type: none"> Don't touch or bump others 	<ul style="list-style-type: none"> Don't touch or bump others
BUS	<ul style="list-style-type: none"> Follow request from all staff members 	<ul style="list-style-type: none"> Don't touch or bump others 	<ul style="list-style-type: none"> Don't touch or bump others




D-06-G



Theme Banners



Theme Posters, Banners & Plaquettes



Rules/Expectations Posters & Banners

Custom designed for you.
You review, revise and approve
everything prior to printing.

LOGO/MASCOT: We
are glad to work with your
logo/mascot if you don't
want to use one of ours.

ACRONYMS:
Customized for you.
ROAR, SOAR, PAWS, PRIDE
or whatever you want.

ROLE MODELS: Choose
illustrations of your mascot,
children or of teenagers
to visually demonstrate
positive behaviors and meet
PBIS posting requirements.

Voice levels can be added
to each poster.

Spanish and dual language
versions available.

CAFETERIA

THE ARCH COMMUNITY SCHOOL
PANTHERS

RESPECTFUL

- Respect other's space
- Wait your turn
- Keep all hands, feet and other objects to yourself
- Use polite language

OWNERSHIP

- Leave a clean table, chair and floor
- Keep food on tray
- Say please and thank you

ACCOUNTABLE

- Clean up after yourself by picking up food and trash
- Use inside voices to visit with neighbors
- Problem solve conflicts

RESPONSIBLE

- Follow directions from adults
- Sit in assigned area
- Raise hand to be dismissed
- Remain seated at your table
- Eat only your food

D-08-A

RESTROOM

STALLIONS

PATCH ELEMENTARY

STRIVE TO DO YOUR BEST

- Take care of personal needs quickly

TAKE RESPONSIBILITY

- Keep restroom neat
- Flush
- Conserve water and paper towels

ALWAYS WORK TOGETHER

- Be a role model
- Take turns
- Use quiet voices

RESPECT YOURSELF AND OTHERS

- Respect privacy of others
- Wash your hands with soap

D-08-B

HALLWAY & STAIRS

MOUNT PLEASANT MIDDLE SCHOOL

TOTAL RESPECT

- Respect all property and personal space
- Walk quietly
- Take pride in the appearance of the building

EFFORT & OWNERSHIP

- Get your materials and walk directly to your destination
- Keep your locker organized
- Must have a pass if it is not passing time
- Use appropriate language

ATTITUDE

- Use quiet greetings
- Encourage and support positive behaviors
- Help others

MENTAL & PHYSICAL SAFETY

- Walk on the right and keep moving
- Keep hands and feet to yourself
- Keep your locker closed and locked when not in use

D-08-C

Hallway/Pasillo

RIVERWOOD ELEMENTARY

RASCALS

Be Respectful/Sé Respetuoso

- Level 0 voice
- Nivel de voz 0
- Keep hands, feet and objects to self
- Mantén manos, pies y objetos controlados
- Use quiet voices
- Usa voces quietas

Be Responsible/Sé Responsable

- Go directly to your destination
- Ve directo a tu destino
- Ignore distractions
- Ignora las distracciones

Be Safe/Mantente Seguro

- Stay to the right
- Mantente en la derecha
- Eyes and body facing forward
- Ojos y cuerpo viendo al frente
- Walking feet
- No correr

D-08-D

OFFICE RULES/ EXPECTATIONS

REDWOOD ELEMENTARY EAGLES

SAFETY

- Walk in quietly by yourself

OWNSHIP

- Use complete sentences

ACHIEVEMENT

- Take care of business quickly

RESPECT

- Use respectful language
- Voice level: 1

D-09-A

CLASSROOM RULES/ EXPECTATIONS

PANORAMA MIDDLE SCHOOL COUGARS

RESPECT

- Treat others and materials with care
- Always walk
- Keep hands, feet and objects to yourself
- Use kind words
- Wait your turn to speak

ORGANIZATION

- Come ready to learn with supplies
- Arrive on time
- Personal technology put away

ACHIEVEMENT

- Try your best
- Stay on task
- 100% effort and participation
- Actively engage in your learning
- Track your academic progress

RESPONSIBILITY

- Pay attention to your teacher
- Follow instructions
- Use kind words and actions
- Raise your hand to speak
- Leave all food in locker
- Be accountable for your actions

D-09-B

CLASSROOM RULES/ EXPECTATIONS

MORTON ELEMENTARY PANTHERS

PERSONAL BEST

- Positive participation and give your best effort

ACCCEPT & RESPECT OTHERS

- Treat others kindly

WISE CHOICES

- Keep materials organized and be prepared for learning

STAY SAFE

- Follow directions the first time given

D-09-C

TECHNOLOGY RULES/ EXPECTATIONS

BIRCH GROVE INTERMEDIATE BULLDOGS

BULLDOG SAFE

- Walk
- Carry device closed with two hands
- Log off when finished

BULLDOG RESPONSIBLE

- Keep away food and liquids
- Use only approved Sites
- Handle with care

BULLDOG RESPECTFUL

- Properly plug in Chromebooks
- Put away headphones
- Use headphones when sound is on at an appropriate level

D-09-D

CAFETERIA RULES/ EXPECTATIONS

PANAMA ELEMENTARY YELLOWJACKETS

STAY SAFE

- Don't share food
- Keep hands to yourself
- Stay seated until dismissed

TAKE RESPONSIBILITY

- Sit in assigned area
- Eat your meal in a timely manner
- Clean up after yourself

INSTILL INTEGRITY

- Use good manners
- Have polite conversations
- Include other students

NEVER GIVE UP!

GIVE RESPECT

- Listen to adults
- Wait your turn
- Use quiet/lowered voices

D-09-E

ARRIVAL & DISMISSAL Rules/ Expectations

ROY CLOUD THUNDERBOLTS VOICE LEVEL 1

BE SAFE

- Ask a teacher on duty if you need help.
- Keep hands and feet to yourself.
- Go to the office if you are not picked up on time.

BE RESPECTFUL

- Follow adult directions right away.
- Use quiet voices until the school day is over at 2:50PM.
- Follow the same school rules as during the school day.

BE RESPONSIBLE

- Arrive and leave on time.
- Line up when the first bell rings.
- Keep all materials in your backpack until you get to your classroom.

D-09-F

HALLWAY RULES/ EXPECTATIONS

WESTMINSTER WARRIORS

BE RESPONSIBLE

- Walk
- Keep your hands, feet, and objects to self
- Eyes and body forward

BE SAFE

- Stay to the right
- Walk with a purpose
- Must have a pass

BE RESPECTFUL

- Respect property
- Honor others' personal space
- Voices off

D-09-G

ARRIVAL/DISMISSAL RULES/ EXPECTATIONS

RUTH BARKER MIDDLE SCHOOL BRUINS

RESPECTFUL

- Listen to adult directions
- Be on time to class

RESPONSIBLE

- Take care of equipment
- Put equipment away and clean up
- Dress for weather

SAFE

- Stay in allowed areas
- Use equipment appropriately

Voice Level 0-1: Silent/Quiet Talking

D-09-H

SCIENCE LAB RULES/ EXPECTATIONS

PINE FOREST ELEMENTARY STINGERS

SUCCESSFUL

- Listen and follow directions.
- Complete assignments
- Have a positive attitude

WINNING ATTITUDE

- Listen to the ideas of others
- Persevere
- Celebrate others

ACOUNTABLE

- Be responsible for actions
- Think before I speak or act
- Be prepared

RESPECTFUL

- Total body listening
- Be kind
- Work cooperatively

MOTIVATED

- Do my best work
- Focus on my job

D-09-J

PLAYGROUND RULES/ EXPECTATIONS

N.E.W. ACADEMY CANOGA PARK DOLPHINS VOICE LEVEL 2-4

WE ARE SAFE

- Follow game rules
- Keep hands and feet to yourself
- Listen to adults
- Walk to and from the playground and around play areas
- Be visible to adults at all times

WE ARE RESPECTFUL

- Be kind
- Share
- Take turns
- Use your words
- Be a friend

WE ARE RESPONSIBLE

- Follow directions
- After whistle blows 3 times, use the restroom

D-09-K

LUNCHROOM RULES/ EXPECTATIONS

WESTVIEW LOWER ELEMENTARY SPARTANS

BE SAFE

- I will keep my hands, feet, and objects to myself.
- I will not, climb up and line up on line.
- I will listen to my teacher.
- I will keep my hands, feet, and objects to myself.
- I will not, climb up and line up on line.
- I will listen to my teacher.

BE PREPARED

- I will bring my lunch, water, and money to my locker.
- I will bring my lunch, water, and money to my locker.
- I will bring my lunch, water, and money to my locker.

ACHIEVE YOUR GOALS

- I will eat my lunch.
- I will clean up my space and get my trash to the trash can when dismissed from my table.

BE RESPECTFUL

- I will listen to adult and teacher directions the first time.
- I will not, climb up and line up on line.
- I will not, climb up and line up on line.
- I will not, climb up and line up on line.

BE ON TIME

- I will not, climb up and line up on line.
- I will not, climb up and line up on line.

OWN YOUR BEHAVIOR

- I will not, climb up and line up on line.
- I will not, climb up and line up on line.

D-09-L

BUS RULES/ EXPECTATIONS

ROSSITER ELEMENTARY WE ARE ROSSITER ROYALS VOICE LEVEL 0-1

RESPONSIBLE

- Walk
- Keep your hands, feet, and objects to yourself
- Report problems to an adult

SAFE

- Check in with driver
- Buckle your seat belt
- Stay in your seat

RESPECTFUL

- Use quiet voices
- Follow all rules

D-09-M

Welcome Banners

Our “**Welcome Message**” banner is very popular because of the way it creates a sense of community, inclusiveness and provides a framework for making good decisions.



D-10-A



D-10-B

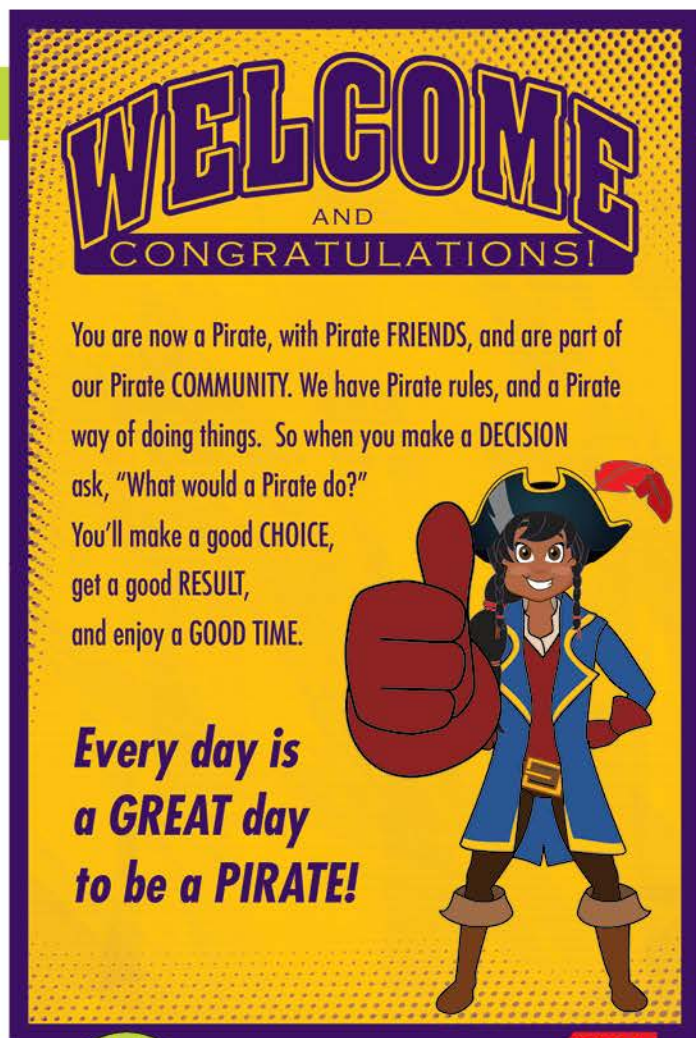
Our “**Inclusive Welcome**” banner features languages from around the world

Our “**Simple Welcome**” banner is popular for its clean, bold design.



D-10-C

NEW!



D-10-D

Welcome Posters

One of our most popular items. Our Welcome Poster creates a sense of community, inclusiveness and provides a framework for making good decisions.

Did you know that **97%*** of people remember what their high school mascot was; and will **remember it for life!** Why? Because it's part of their personal history, and how they see themselves. It's part of their **self-image**. That's why using mascots as a memory hook for teaching **core values** works so well. They stick with the child and become **guiding principals for life!**

Once a pirate - Always a pirate!

*The other 3% were home schooled and/or didn't have a mascot at their school. These were the results of a survey taken in 2019.



D-10-E

The same popular message in a design more suitable for older students.

Ceiling Signs



D-11-A



D-11-B

Champ Style Banners



D-11-C

PENNANT



D-11-D

SWALLOWTAIL

Pole Banners

- Two-sided printing
- Universal mounting hardware w/arms & brackets



D-11-E



D-11-F

Pledge Posters



D-11-G

Use one of our pledges or give us your own and we'll create a poster featuring your mascot saying the pledge.



D-11-H

Voice Level Posters



D-11-J

Choose from several ways to convey voice levels:

- Hand signals by mascot
- Children demonstrating

All posters are customized with your words.




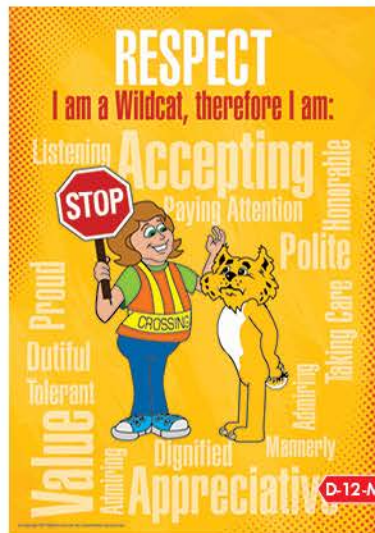


D-11-K








Word Cloud Posters



Great for teaching character traits. Focus on one trait each month and discuss the synonyms and their various meanings and applications.

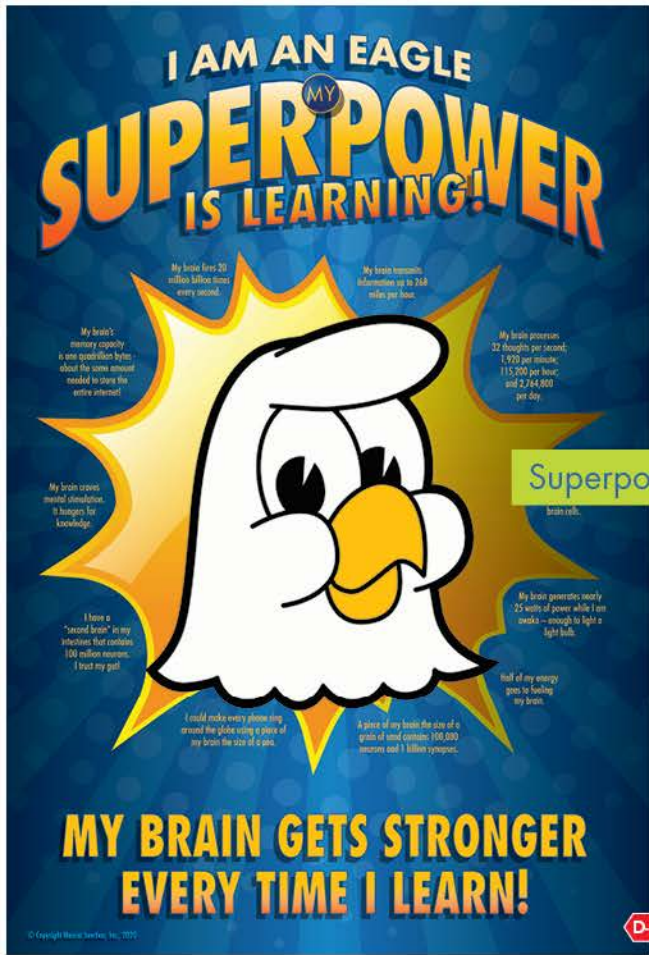


Feel Good Posters



Leverage strong positive emotional rewards for making good decisions and acting consistent with your school's culture.





Superpower Poster

Factoids like "My brain fires 20 million billion times every second," help students realize their incredible potential. Nothing can stop a child that wants to learn. Put your students on a path to super success!

D-13-A

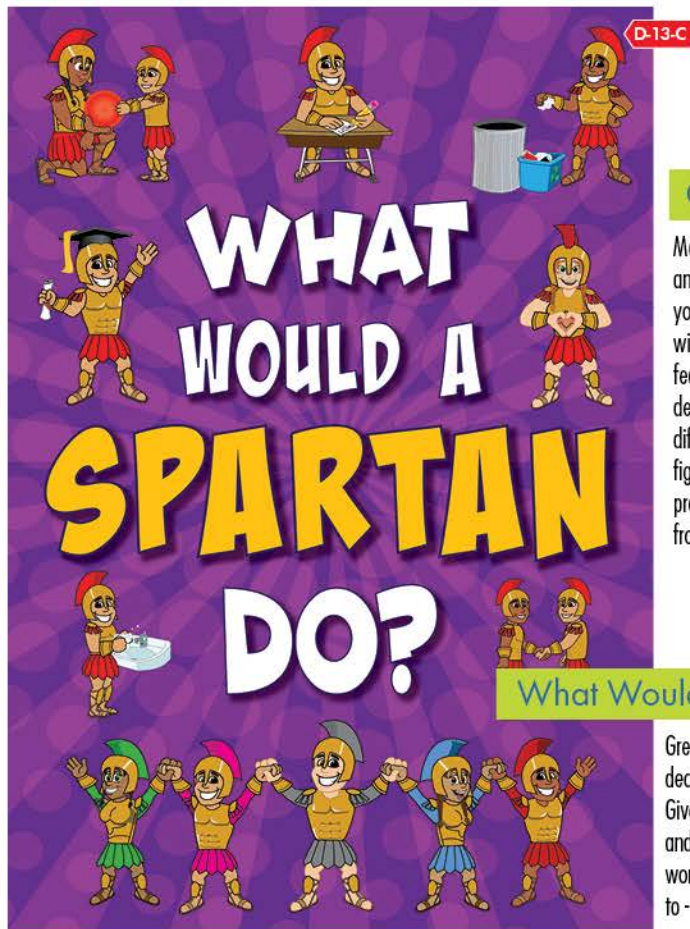


Calm Down Poster

Use your mascot to teach a simple technique for calming down.

- 1 Spread your fingers of one hand.
- 2 Start tracing on the left side of your hand.
- 3 Breathe in through your nose as you trace up the first finger.
- 4 Breathe out through your mouth as you trace down the other side of the finger.
- 5 Repeat slowly for all five fingers.

D-13-B



What Would Poster

Make being clean and healthy part of your school culture with a poster that features your mascot demonstrating different ways to fight germs and protect each other from illnesses.

Great for improving decision making. Gives kids a visual and engaging framework they can relate to - their mascot!



D-13-D

Clean & Healthy Poster

- Respect others' personal space.
- Greet each other with non-contact methods.
- Avoid touching your eyes, nose, and mouth.
- Cover your cough or sneeze with a tissue, or with your elbow.
- Wash your hands after coughing or sneezing, before touching anything.
- Wash your hands often with soap and water for at least 20 seconds.
- Clean and disinfect frequently touched objects.
- Stay home when you are sick.
- If sick, remain home until you are fever-free for 24 hours without the aid of medication.

Hallway Street Signs



- Choose from plastic or aluminum - 24" x 6"
- Customized with your words, colors, mascot or logo
- Standard one-sided printing
- Optional two-sided printing w/wall brackets



A-Frame Signs



These dual purpose signs can feature a dry-erase surface on one side for welcoming guest to special events, and a permanent message/ graphics on the reverse side. A popular choice is to feature safety rules for the drop-off and pick-up area, so you can place them on the sidewalk, where everyone can see them. Extra inserts are available.



Photo Backdrops



Feather Flags



- 14 feet tall
- Single-sided or double-sided



Table Cloths & Runners

Option A:

Printed runner with solid table cloth (choose from 6 colors)



D-15-A



Option B:

Full-color printed table cloths



D-15-H

X-Stands



D-15-B

The X-stand bundle comes with 3 interchangeable inserts. Extra inserts available.

Banner Stands



D-15-C

Banner stands are a larger, more substantial alternative to X-stands.

Flags - Pole Style



D-15-D

Floor Mats

NEW!

Commercial grade mats customized with your school's logo and color.



D-15-E

Nylon Mat - Indoor

- Mold, mildew & stain resistant
- Non-slip rubber backing
- Full color printing
- Washable



D-15-F

Berber Inlay - Indoor/Outdoor

- Stain & UV resistant
- Vinyl nosing for smooth transition
- For heavy traffic areas/entrances
- Multi-color graphic inlays



D-15-G

Scraper Mat - Outdoor

- Durable nitrile rubber
- Cleated surface for scraping dirt
- Full color printing



Selfie Frames - Customized

- Sold individually, or in sets of 10 (five two-sided boards)
- Customized with your words & colors
- Features your mascot or logo
- Includes 5 Photo Bombies (mascot heads or logos)
- Printed on corrugated plastic (Coroplast)
- 24" x 24" - pre-cut



Selfie Frames - Celebration Set

- Includes 10 messages (five two-sided boards)
- Features your mascot or logo
- Includes 5 Photo Bombies (mascot head or logos)
- Printed on corrugated plastic (Coroplast)
- 24" x 24" - pre-cut

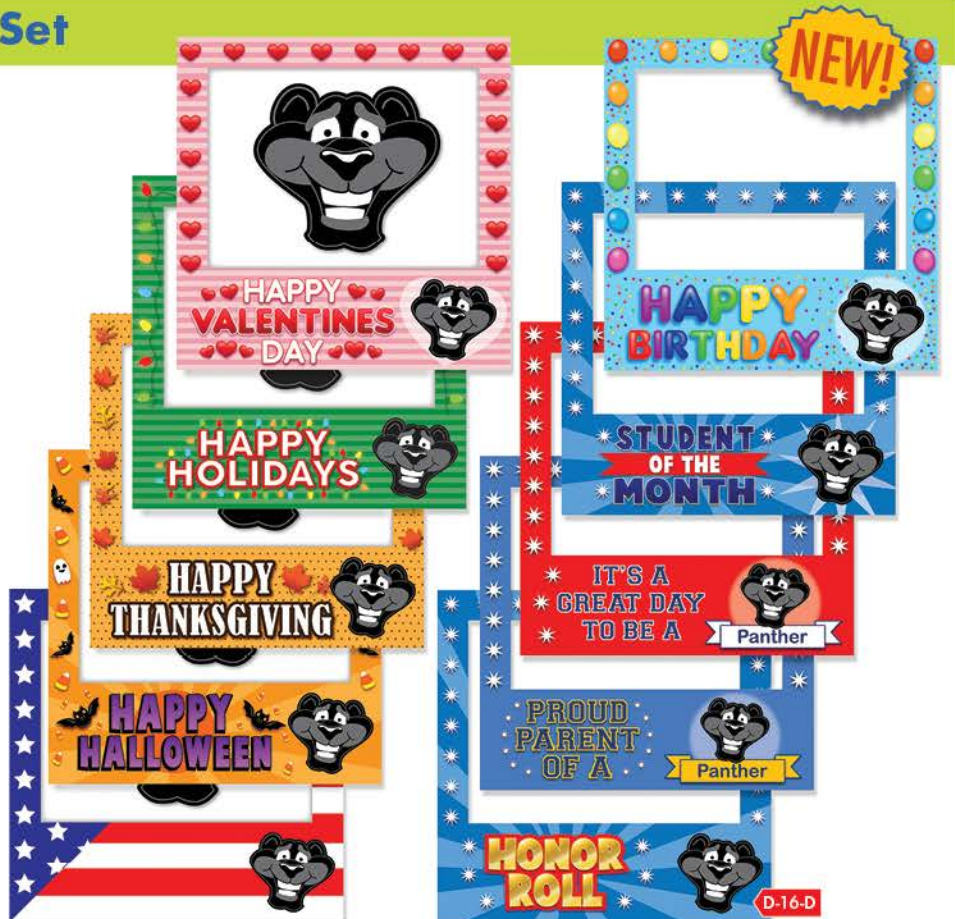


Photo Bombies



You get one Photo Bombie (mascot head or logo) with each individual customized Selfie Frame.

You get 5 with each set of 10 Selfie Frames.

Additional Photo Bombies are sold in sets of 12.



Wall Buddy™ Wall Stickers

- Choose from 180+ mascots!
- Custom stickers available
- Size varies according to mascot



Cut-Out Standees

- Choose from 180+ mascots!
- Custom standees available
- Folding stand on back
- Made of 1/4" thick foam core
- Size varies according to mascot



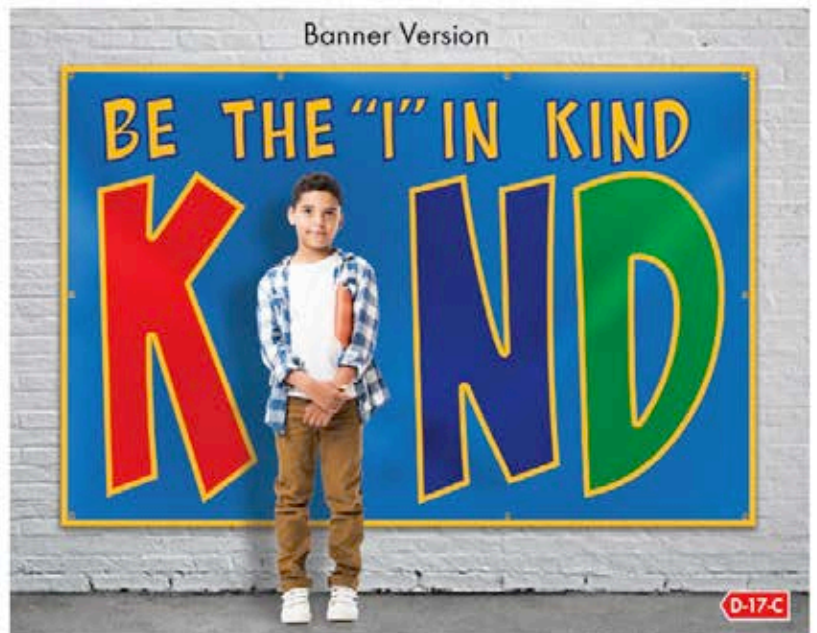
BE THE "I" IN KIND Wall Stickers & Banners

Customized in your school colors!

Wall Sticker Version



Banner Version




Door Decals



Mascot Style - Set 1 **D-18-A**

Mascot Style - Set 2 **D-18-B**



Standard size is 24" x 6" - fits most restroom stall doors.
Custom sizes available upon request.

Graphic Style - Set 1 **D-18-C**

Graphic Style - Set 2 **D-18-D**

NEW!



Reduce incidents of bullying as much as 90%.

In a recent study, one inner-city school documented the impact of decorating their restrooms with positive messages, and the results were astounding. Incidents of bullying were primarily occurring in the restrooms. Over the course of one semester, administrators reported 32 incidents. During the holiday break, they decorated each restroom with positive affirmations and cheerful designs. The following semester, they documented one single incident of bullying in the same areas - more than a 90% decline in incidents. Since then, the school expanded its positive messaging into stairwells and is seeing similar positive results throughout the entire school.



POSITIVE MESSAGE Stickers for Walls, Floors & Doors

- Transform your school climate
- Reduce incidents of bullying
- Create a positive learning environment
- Customized with YOUR mascot (Style 1)
- 3 sizes available
- For walls, floors and doors
- Die-cut for easy application

Positive Message Stickers are printed on a single sheet and die cut for easy application. Choose from three sheet sizes, or request custom sizes:

- Standard Sheet Size: 4ft x 2ft
- Large Sheet Size: 6ft x 3ft
- Jumbo Sheet Size: 8ft x 4ft
- Custom sizes available



The samples shown depict custom sized stickers that are larger than our Jumbo size. Please refer to Size Charts.

STYLE 1 is customized with a kid-friendly version of your mascot.

Standard: 13.5" x 8" Large: 20" x 12" Jumbo: 27" x 16"	Standard: 12" x 7" Large: 18" x 10.5" Jumbo: 24" x 14"	Standard: 10.5" x 8" Large: 15.5" x 12" Jumbo: 21" x 16"	Standard: 6.5" x 9" Large: 10" x 13.5" Jumbo: 13.5" x 18"
Standard: 8" x 9" Large: 12" x 13.5" Jumbo: 16" x 18"	Standard: 11.5" x 7.75" Large: 17.5" x 15.5" Jumbo: 23" x 15.5"	Standard: 12" x 3.5" Large: 18" x 5" Jumbo: 24" x 7"	Standard: 13.5" x 5" Large: 20.25" x 7.5" Jumbo: 27" x 10"
Standard: 10.5" x 7" Large: 15.75" x 10.5" Jumbo: 21" x 14"	Standard: 13" x 7" Large: 20.5" x 10.5" Jumbo: 26" x 14"	Standard: 7.25" x 7.25" Large: 11" x 11" Jumbo: 14.5" x 14.5"	Standard: 15.5" x 5.5" Large: 23" x 8" Jumbo: 31" x 11"



D-19-A

STYLE 2 features popular retro designs and is a popular choice for those who don't want a mascot featured.

Standard: 8" x 8.5" Large: 12" x 12.75" Jumbo: 16" x 17"	Standard: 20" x 3.25" Large: 30" x 4.75" Jumbo: 40" x 6.5"	Standard: 8.75" x 8.75" Large: 13.25" x 13.25" Jumbo: 17.5" x 17.5"	Standard: 8.75" x 8.75" Large: 13.25" x 13.25" Jumbo: 17.5" x 17.5"
Standard: 11.25" x 5" Large: 16.75" x 7.5" Jumbo: 22.5" x 10"	Standard: 16" x 5" Large: 24" x 7.5" Jumbo: 32" x 10"	Standard: 19" x 4.5" Large: 28.5" x 6.75" Jumbo: 38" x 9"	
Standard: 13" x 5.5" Large: 19.5" x 7.75" Jumbo: 26" x 11"	Standard: 9" Large: 13.5" Jumbo: 18"	Standard: 15" x 9" Large: 22" x 13.5" Jumbo: 30" x 18"	
Standard: 19" x 3.5" Large: 19.5" x 5.25" Jumbo: 26" x 7"			



D-19-B

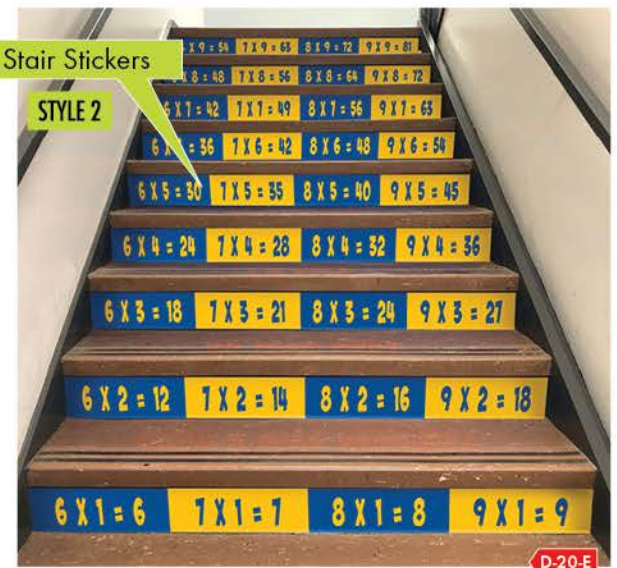


Stickers for Walls, Floors & Stairs



Large format stickers for virtually any type of surface, indoors or outdoors. Just tell us what type of surface, and we'll guide you to the right material.

Stair stickers are a popular way to reinforce your cultural theme, or teach multiplication.



Floor Stickers: Indoor & Outdoor!

- Custom colors & designs
- Variety of materials for array of floor types
- Sizes: 5", 7", 10" & 12"



Wall Talkers Dry Erase Wall Stickers

- Dry-erase adhesive wall sticker
- For indoor applications: 36" x 18"
- Features your mascot or logo



D-21-A

Entry Guideline Window Perf

Customized with whatever requirements your school has.

Mascot with or without mask.

Your wording.

Your colors.

Made of window perf material. You can see out but outsiders can't see in.



D-21-L

Wash Your Hands Stickers



6" x 4"

D-21-B



9" x 6"

D-21-C



12" x 8"

D-21-D

Oval Sticker Sizes:

- 6" x 4"
- 9" x 6"
- 12" x 8"
- 18" x 12"



D-21-F



D-21-G



D-21-H



D-21-J



D-21-K



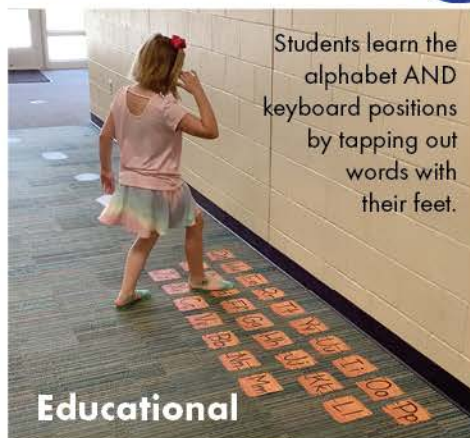


Nature Quest 1

- Pre-cut decals - no tedious scissor work
- For all types of floors, indoor and outdoor
- Graphic "action" symbols for non-readers



Nature Quest 2



Sensory Path Stickers



Nature Rope Quest

- Pre-cut decals - no tedious scissor work
- Customized with your PBIS theme and mascot
- For all types of floors, indoor and outdoor

Customized
with your PBIS theme/
wording and mascot!

Includes:

- 14 Rope Lengths
- 6 Wooden Planks
- 2 Stumps



D-23-A



Set up a rope bridge to encourage a physical activity that reinforces the positive behaviors of your PBIS program.

Each plank starts with the words "I am," making them an affirmation. This is a great way to get students to adopt the positive behaviors as their own. Repetition, combined with physical activity deepens the learning experience.

And because it features your mascot, it integrates with your school culture.

Only Mascot Junction offers sensory paths that can be customized with your mascot and PBIS theme.

We have positive behavior illustrations for more than 170 kid-friendly mascots, and can feature children and teenagers if you prefer.

Pictures of your mascot visually demonstrating positive behaviors are helpful for nonreaders and readers.




Candy Rope Quest

- Pre-cut decals - no tedious scissor work
- Customized with your PBIS theme and mascot
- For all types of floors, indoor and outdoor



D-23-B





Cookie Quest 1

- Pre-cut decals - no tedious scissor work
- Indoor: waxed and non-waxed floors, carpet, tile, concrete & more!
- Outdoor: concrete, asphalt, brick, block and tile

Customized
with your mascot!



Cookies: 9"



Keyboard
5ft x 2ft



D-24-A

Tight Rope: 5ft Long

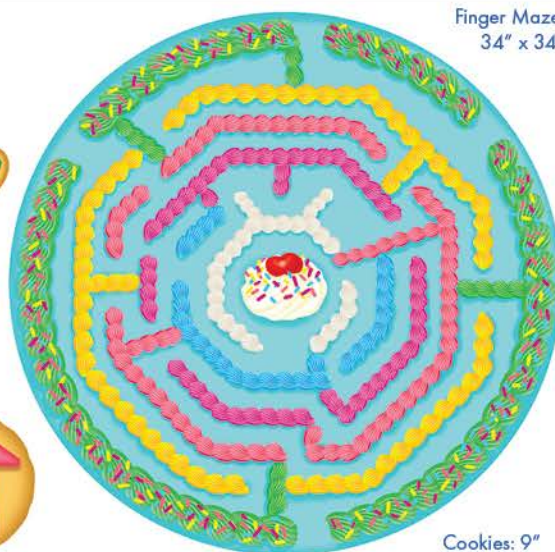


Cookie Quest 2

Hands: 7"



Finger Maze:
34" x 34"



Cookies: 9"



Customized
with your mascot!



D-24-B

Germ Jump™



There are lots of fun ways to teach kids the importance of good health and fighting germs with Germ Jump™ stickers.

1. Spread them out throughout your school wherever a fun reminder of potential germs and the importance of washing hands is appropriate.
2. Mix them in with your other sensory path components as something to avoid, jump over, or stomp on to eliminate the germ.
3. Make a sensory path exclusively out of germs to teach kids to stomp out germs, bacteria and bad health.

Big Germs: 10"
Small Germs: 5"

Time Teller™



Time Teller™ stickers can be mixed in with other floor and wall stickers to add a time-telling/learning element to the path.

Clocks: 9"

Turtle Creek



Sizes:
9ft x 3ft
12ft x 4ft

This portable path gives kids a variety of ways to learn math and have fun with numbers.

1. Start by stepping on a frog and using its number as a multiplier for the student to maneuver across Turtle Creek. Each time the student steps on a big number, saying what the answer to the multiplication is.
2. Do the same but use the frog numbers for addition instead of multiplication.
3. Have students cross Turtle Creek using numbers that are multiples of 2 (lily pads) or 3 (turtles). This can also be combined with addition or multiplication element.

The portable path has a non-adhesive backing, so it is advised to tape it to the floor to prevent slipping.

Window Perfs An extra layer of security!

You can see out... but they can't see in!

Custom designed for you. Easy to install.

Watch our installation tutorial video at MascotJunction.com

Project shown is custom designed and custom cut by Mascot Junction, and self-installed by school personnel.

Custom Designed/Custom Cut



A Perf Map is created to show you how each piece fits together.

Each piece features a letter code for easy reference during installation.

D-26-A

BY-THE-ROLL

- Custom printed with your logo & school colors
- Interior windows - Solid vinyl
- Exterior windows - Window perfs
- Cut yourself and save
- Rolls available in variety of sizes

NEW!

D-26-B




Costumes & Accessories

Our Costumes:

- Have good ventilation.
- Come with a cooling fan.
- Have good vision panels.
- Are made in America.
- Replacement parts (shoes, feet, hands) are available.



Costumes are warm, so we highly recommend getting the Cooling Kit (Vest, Cap, Gel Inserts and Carrying Case).



Accessory Bundle Includes: **D-27-A**

- Extra Pair of Outdoor Parade Shoes/Feet
- Cooling Vest
- Cooling Cap
- Cooling Kit Carrying Case
- Deluxe Costume Tote Bag



Cooling Vest

- Removable Cooling Gel Cells
- Adjustable-Size
- Hook & Loop Straps
- Front Zipper



Postcards

NEW!



Extend the reach of your communications into the home with postcards. Make students feel appreciated while keeping mom and dad in the loop.

- Custom designed with your mascot/logo, colors & message
- Size: 6" x 4", printed front & back
- Quantities: 250, 500, 1,000 or 2,000

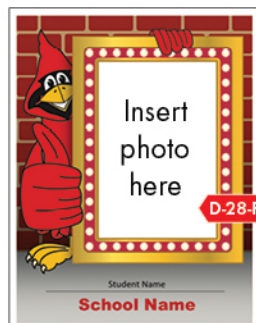
Photo Recognition Marquees




Choose from two types:

Poster version is printed on a rigid Coroplast, and features an acrylic frame for holding an 8" x 10" photo. Size: 16" x 30"



Powerpoint template version allows you to type in the student's name and what they are being recognized for, insert their photo, then print. Size: 8.5" x 11"



Gotcha Rewards



Choose from a FREE \$1 template featuring the mascot of your choice, or from an editable template with denominations of \$1, \$5, \$10, \$20 and \$50, along with 3 foldable wallets to help students keep their Gotcha Rewards organized.



Template includes 6 bills to a page

Award Certificates



Each certificate features your mascot demonstrating what the award is for.

Choose from two editable Award Certificate (Powerpoint) templates. Simply type in the student's name and print a colorful certificate.

Coloring Sheets

A set of 14 coloring sheets - one for each area of your school. Space is provided for students to write in expected behaviors for each area of the school.



Parking Passes



D-29-A



D-29-B

Water Bottles



D-29-C

Pennants

NEW!



D-29-D

Stadium Cups

Wrist Bands



D-29-F

Cinch Sacks



D-29-G

Stickers



D-29-E

Bumper Stickers



D-29-J



D-29-K



D-29-L



D-29-M



D-29-N



D-29-P

Temporary Tattoos



D-29-Q

Bookmarks



D-29-H

Rulers



D-29-R

Pencils & Pens



D-29-S



D-29-U



Clip Charts



- 36 clip capacity in Ready to Learn
- Larger "clipping up" sections
- Smaller "clipping down" sections
- Printed on durable PVC plastic board (1/8" thick)
- Clothes pins NOT included

Shorter Version With Top 4 Panels Only

Bundle and Save!

- Get exclusive products by Mascot Junction
- Custom bundles available upon request
- Visit MascotJunction.com for details



\$999

\$1,999

\$2,999

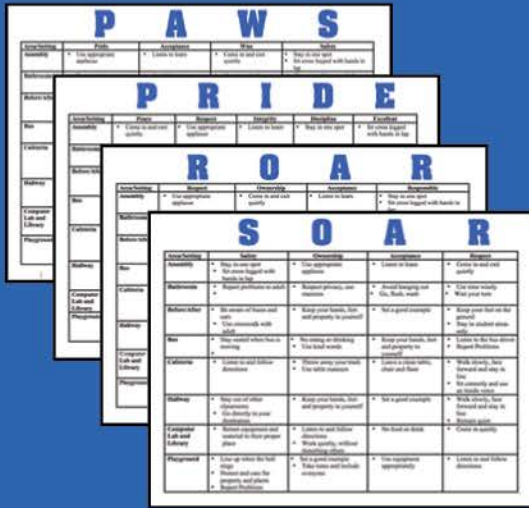
\$3,999

\$4,999



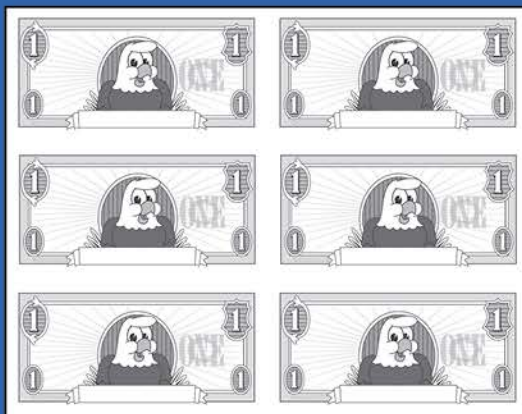
FREE Matrix Templates

Download editable matrix Word templates featuring "best practice" language. Also available: STAR, BE BE BE & others.



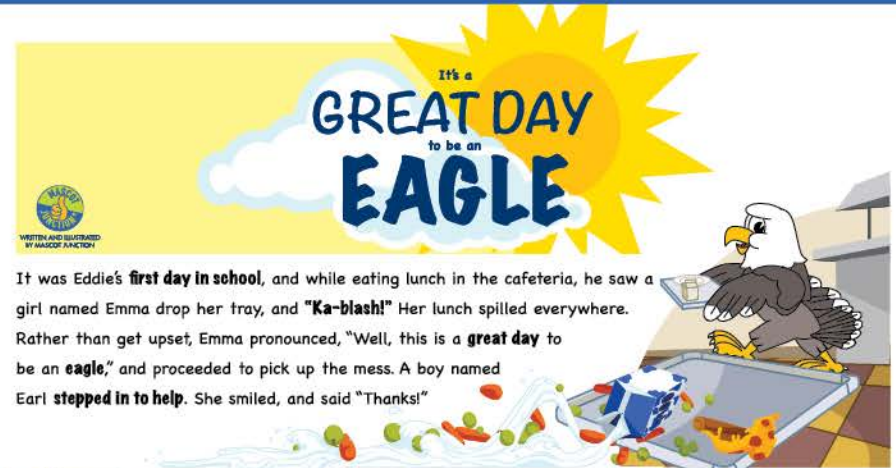
FREE Gotcha Rewards

Download a free \$1 denomination template featuring your mascot or purchase a multiple denomination version that is editable and includes 3 folding wallets. See pg 28.



FREE Short Story

Download a version of this story featuring your mascot and use it to create a supportive and inclusive school climate.



It was Eddie's **first day in school**, and while eating lunch in the cafeteria, he saw a girl named Emma drop her tray, and "**Ka-blash!**" Her lunch spilled everywhere. Rather than get upset, Emma pronounced, "Well, this is a **great day** to be an **eagle**," and proceeded to pick up the mess. A boy named Earl **stepped in to help**. She smiled, and said "Thanks!"



Later, while playing at recess, Eddie saw Emma **trip** and **skin her knee**. He could tell it hurt, but was surprised by Emma's reaction. After brushing a tear from her cheek, she said, "This is a **great day** to be an **eagle**." Then a girl named Elaine came up to her and said, "You should get a **bandaid** on that. Let's go to the **nurse's office**." Emma smiled and said, "Thanks!"



© Copyright 2019 Mascot Junction, Inc.

On the bus ride home, Emma's backpack **unzipped**, and everything **fell out** on the floor. Again she said, "This a **great day** to be an **eagle**!" This time Eddie stepped in to help pick things up, then he asked her, "Emma, I've seen **three bad things** happen to you today, and each time you say 'This is a great day to be an eagle.' Why do you say that?" Emma replied, "Here at this school, we are **all eagles**. We have **eagle friends**, and we all care about each other, and help each other. **It's the eagle way**. So no matter what happens, I know I have friends who **care**, and will **help** me. That makes every day a **great day** to be an **eagle**!" After all of her things were gathered up, Emma smiled and said, "Thanks for your help! Isn't it a **great day** to be an **eagle**!"

FREE Clip Art

Watch for FREE seasonal/holiday clip art of your mascot. As each holiday approaches we'll make related clip art available. Fill out our online Contact Form to get e-mail notices.



Follow Ruby & Eddie at facebook.com/MascotJunction1



If you hear barking in the background when you call, please excuse Ruby and Eddie. They are either playing or greeting the UPS driver. Their job is to prevent us all from becoming workaholics by initiating occasional "happiness interruptions."