

MASCOT JUNCTION®

CUSTOM DESIGNED POSTERS, BANNERS & SIGNS



It starts here!

WELCOME AND CONGRATULATIONS!

You are now a Viking, with Viking FRIENDS,
and are part of our Viking COMMUNITY.

We have Viking rules, and an
Viking way of doing things.

So when you make a DECISION
ask, "What would a Viking do?"

You'll make a good CHOICE,
get a good RESULT,
and enjoy a GOOD TIME.

**Every day is
a GREAT day
to be a VIKING!**



Welcome Posters

I am a Viking
through and through!
As a Viking,
I pledge to:

Have **PURPOSE**
Have **RESPECT**
Have **INTEGRITY**
Have **DIVERSITY**
Have **EMPATHY**



Pledge Posters

Mascot Junction specializes in helping schools create mascot-centric cultures to support positive behavior and character education programs. We have more than 200 kid-friendly mascots, and more than 25,000 illustrations of those mascots visually demonstrating positive behaviors. We use those illustrations to custom design and print posters, banners and other products for schools like yours.

	P. R. I. D. E.				
	PURPOSE	RESPECT	INTEGRITY	DISCIPLINE	EMPATHY
RESTROOM	• Go • Flush • Wash • Exit	• Respect others' privacy • Keep your hands, feet, and objects to self	• Report problems to an adult • Use equipment and supplies properly	• Throw trash away properly • Use time wisely	• Wait your turn • Use kind words
HALLWAYS	• Give others your full attention • Give up your seat to a student in need	• Give your name • Keep your hands, feet, and objects to self	• Play to the right • Keep your own belongings	• Play and body forward • Walk • Give up your seat to a student in need	• Shake and up your hands • Share others' personal space • Use kind words
CLASSROOM	• Be ready to learn • Be your best	• Keep your hands, feet, and objects to self • Use your voice	• Be on time • Use equipment • Keep your belongings	• Be on time and focused • Stay on task	• Use kind words • Listen to the teacher • Participate
CAFETERIA	• Remember your lunch • Give your seat to a student in need	• Walk • Keep your hands, feet, and objects to self • Follow adult directions	• Eat your own food • Give up your own seat • Give your seat to a student in need	• Sit at your assigned table • Wait to be dismissed	• Use table manners • Give others your full attention • Use kind words
PLAYGROUND	• Participate • Give your seat to a student in need	• Use equipment properly • Play to the right • Keep your belongings	• Play to the right • Play to the right • Play to the right	• Play to the right • Play to the right	• Shake and up your hands • Share others' personal space • Use kind words
BUS	• Be on time • Give up your seat to a student in need	• Give your name • Keep your hands, feet, and objects to self	• Be on time • Give up your seat to a student in need	• Be on time • Give up your seat to a student in need	• Be on time • Give up your seat to a student in need
ASSEMBLY	• Be on time • Give up your seat to a student in need	• Give your name • Keep your hands, feet, and objects to self	• Be on time • Give up your seat to a student in need	• Be on time • Give up your seat to a student in need	• Be on time • Give up your seat to a student in need


Matrix Posters

HALLWAYS	
VAN HORN ELEMENTARY VIKINGS	
PURPOSE	
• Go, flush, wash • Exit	
RESPECT	
• Respect others' privacy • Keep your hands, feet, and objects to self	
INTEGRITY	
• Report problems to an adult • Use equipment and supplies properly	
DISCIPLINE	
• Throw trash away properly • Use time wisely	
EMPATHY	
• Wait your turn • Use kind words	

Rule Posters



Award Certificate Templates



Theme Banners



Voice Level Posters



Retractable
Banner Stands




Wall Stickers

Ceiling Signs

Floor Stickers



Window Perfs



Pole Banners



Table Cloth & Runner



A-Frame Signs

TABLE OF CONTENTS:

How To Order	4-5
Matrix Posters & Banners.....	6
Theme/Acronym Banners & Posters.....	7
Rules/Expectations Posters/Banners ..	8-9
Welcome Banners/Posters.....	10
Ceiling Signs.....	11
Pledge Posters.....	11
Champ Style Banners.....	11
Voice Level Posters.....	11
Anti-Bullying Posters.....	12
Wash Your Hands Posters.....	12
Character Trait Word Cloud Posters	12
Feel Good Posters.....	12
Super Power Posters	13
Calm Down Posters	13
What Would a ____ Do? Posters	13
Clean & Healthy Posters.....	13
Hallway Street Signs	14
Directory Signs.....	14
Table Cloths & Throws	14
Banner Stands.....	15
Flags.....	15
Pole Banners.....	15
Selfie Frames	16
Wall Buddy™ Wall Stickers.....	17
Wall Talkers.....	17
Be the "I" in KIND.....	17
Photo Recognition Marquees.....	17
Door Decals.....	18
Positive Message Wall Stickers.....	19
Stair Stickers	20-21
Sensory Paths.....	22-23
Column Stickers.....	24
Logo Wall Stickers.....	24
Paw Print Stickers.....	25
Photo Backdrops.....	25
A-Frame Sidewalk Signs.....	25
Window Perfs	26-27
Apparel.....	28
Misc. & Swag.....	29
Brag Tags®.....	29
Costumes.....	30
Cut-Out Standees.....	30
Floor Mats.....	31
Bundles.....	31

How to order...

Ordering is easier than ever because of our new online quote system. It works like a shopping cart and gives you instant quotes.

NEW!

1. Get a quote at **shop.mascotjunction.com**.
2. Use the quote to create a PO and send it to us.
4. We begin the design process upon receiving your PO and send you proofs via e-mail.
5. Revisions and proofs are sent back and forth until everything is to your satisfaction and approved.
6. Sit back and wait for your packages to arrive!

FAQs

Q: Can we use your school's existing mascot, or logo, instead of one from Mascot Junction?

A: Yes.

Q: How long does it take to fill an order and get delivered?

A: Generally, it takes 3 to 6 weeks to fill most orders. Every order is different, and some products take longer than others.

Q: How do I get Mascot Junction set up as a vendor?

A: Please e-mail your request, and any pertinent forms or links to info@mascotjunction.com.

Q: Do I have to register to use the quote system?

A: Yes. Registration helps us capture information necessary to fill your order, like your school colors, mascot choice, etc., plus it makes it possible to revise quotes without starting from scratch. Please keep track of your user name and password.

Q: How can I revise a quote?

A: Log in to your account at shop.mascotjunction.com and click on My Account, then Quotes. Click on the Order Number, then click "Order Again." This creates a duplicate order that allows you to add, subtract or modify.

E-06-A

Catalog reference numbers are provided to help you communicate with us about specific examples you like.

1. Choose Your Mascot:

We have more than 200 mascots, and 25,000 illustrations we created for the purpose of teaching positive behavior. We use these illustrations to custom design posters, banners and other products to support PBIS, SEL, STEM and Character Education programs.

We have kid-friendly mascots for elementary schools, and graphic mascots/logos for older students.

We are also glad to work with your existing mascot or logo.



Find your mascot at MascotJunction.com





2. Choose Your Logo:

A. Cartoon-Style by Mascot Junction



B. Graphic-Style by Mascot Junction



C. Provided by you. We are glad to work with a logo or mascot provided by you. If you need your mascot or logo redesigned, we are glad to do that too.



3. Choose Your Role Models:

Choose the type of role model to visually demonstrate positive behaviors:

A. Mascot by Mascot Junction



B. Children



C. Teenagers



D. Words only



BARK

BE RESPECTFUL **ACT RESPONSIBLY** **REMEMBER SAFETY** **KINDNESS MATTERS**

Location	Be Respectful	Act Responsibly	Remember Safety	Kindness Matters
CHURCH	Be quiet (Show reverence) Take worship cards with you Leave materials and song books in their proper place Follow the proper protocol to receive Holy Communion	Be on time Enter and exit quietly Participate in the Mass	Enter and exit quietly Walk in a line out of Church Keep hands and feet to yourself	Respect other's space Eyes and ears on speaker Participate
CLASSROOM	Complete your work Organize Request school property	Be on time Be ready to learn Try your best Stay on task Participate	Use classroom materials appropriately Walk at all times Keep hands, feet and objects to yourself	Pay attention to your teacher Follow instructions Use kind words and actions Keep your hands to yourself
HALLWAY	Go directly to your destination Set a good example During class have a pass	Go directly to your destination Set a good example During class have a pass	Walk face forward Keep to the right Keep hallways clear and clean	Keep hands and feet to self Stay quiet - classes are in progress
LIBRARY	Stay on task Put things away in their proper place Return materials on time	Be quiet Use time wisely	Follow directions from adults Walk at all times	Take care of books and equipment
COMPUTER LAB	Take care of equipment Request others trying to read and learn Be quiet	Stay on task Put things away in their proper place Return materials on time Use time wisely	Follow directions the first time given Walk at all times	
GYM	Keep hands and feet to yourself Sit appropriately Use equipment appropriately	Follow directions from adults Enter and exit quietly Collect all your belongings at the end of class	Enter and exit quietly Walk at all times Stay in designated area	
CAFETERIA	Learn a clean table, chair and floor	Sit with feet under table Use an indoor voice Raise your hand for help	Follow directions from adults Walk at all times Eat only your food	
PLAYGROUND	Line up when you are called Set a good example Use equipment appropriately	Play by the rules Beach others to play	Stay in designated area Report problems to an adult Walk at all times	

F-06-A



FREE Matrix Templates

Download editable matrix Word templates featuring "best practice" language at MascotJunction.com Look under "FREE Stuff."

SOAR

SAFETY **OWNERSHIP** **ACCEPTANCE** **RESPECT & RESPONSIBILITY**

Location	Safety	Ownership	Acceptance	Respect & Responsibility
ASSEMBLY	Stay in your seat Do not disrupt with hands or feet Follow directions	Use appropriate equipment Respect and take care of it	Enter to hear Set a good example	Enter to get out quickly Be positive
BATHROOMS	Report problems to an adult Do not use the toilet for anything other than its intended purpose Do not use the sink for anything other than its intended purpose Do not use the mirror for anything other than its intended purpose	Report problems to an adult Do not use the toilet for anything other than its intended purpose Do not use the sink for anything other than its intended purpose Do not use the mirror for anything other than its intended purpose	Report problems to an adult Do not use the toilet for anything other than its intended purpose Do not use the sink for anything other than its intended purpose Do not use the mirror for anything other than its intended purpose	Report problems to an adult Do not use the toilet for anything other than its intended purpose Do not use the sink for anything other than its intended purpose Do not use the mirror for anything other than its intended purpose

F-06-E

FEELS SAFE

Respectful & Responsible **Ethical** **Encouraging**

Location	Feels Safe	Respectful & Responsible	Ethical	Encouraging
CLASSROOM	Follow teacher's directions Participate in class activities Use appropriate equipment	Follow teacher's directions Participate in class activities Use appropriate equipment	Follow teacher's directions Participate in class activities Use appropriate equipment	Follow teacher's directions Participate in class activities Use appropriate equipment
CAFETERIA	Follow teacher's directions Participate in class activities Use appropriate equipment	Follow teacher's directions Participate in class activities Use appropriate equipment	Follow teacher's directions Participate in class activities Use appropriate equipment	Follow teacher's directions Participate in class activities Use appropriate equipment
BUS	Follow teacher's directions Participate in class activities Use appropriate equipment	Follow teacher's directions Participate in class activities Use appropriate equipment	Follow teacher's directions Participate in class activities Use appropriate equipment	Follow teacher's directions Participate in class activities Use appropriate equipment

F-06-B

PAWS

PARTICIPATE **ALWAYS TRY YOUR BEST** **WORK TOGETHER** **SHOW RESPECT**

Location	Participate	Always Try Your Best	Work Together	Show Respect
HALLWAY	Follow teacher's directions Participate in class activities Use appropriate equipment	Follow teacher's directions Participate in class activities Use appropriate equipment	Follow teacher's directions Participate in class activities Use appropriate equipment	Follow teacher's directions Participate in class activities Use appropriate equipment
RESTROOM	Follow teacher's directions Participate in class activities Use appropriate equipment	Follow teacher's directions Participate in class activities Use appropriate equipment	Follow teacher's directions Participate in class activities Use appropriate equipment	Follow teacher's directions Participate in class activities Use appropriate equipment

F-06-C

POINCIANA ELEMENTARY PELICANS

WE ARE RESPECTFUL **WE ARE RESPONSIBLE** **WE ARE READY TO LEARN**

Location	We Are Respectful	We Are Responsible	We Are Ready to Learn
OFFICE	Follow teacher's directions Participate in class activities Use appropriate equipment	Follow teacher's directions Participate in class activities Use appropriate equipment	Follow teacher's directions Participate in class activities Use appropriate equipment
HALLWAYS	Follow teacher's directions Participate in class activities Use appropriate equipment	Follow teacher's directions Participate in class activities Use appropriate equipment	Follow teacher's directions Participate in class activities Use appropriate equipment
CLASSROOM	Follow teacher's directions Participate in class activities Use appropriate equipment	Follow teacher's directions Participate in class activities Use appropriate equipment	Follow teacher's directions Participate in class activities Use appropriate equipment
TECHNOLOGY	Follow teacher's directions Participate in class activities Use appropriate equipment	Follow teacher's directions Participate in class activities Use appropriate equipment	Follow teacher's directions Participate in class activities Use appropriate equipment

F-06-C

PRIDE

PERSEVERANCE **RESPECT** **INTEGRITY** **DETERMINATION** **EFFORT**

Location	Perseverance	Respect	Integrity	Determination	Effort
HALLWAY	Follow teacher's directions Participate in class activities Use appropriate equipment	Follow teacher's directions Participate in class activities Use appropriate equipment	Follow teacher's directions Participate in class activities Use appropriate equipment	Follow teacher's directions Participate in class activities Use appropriate equipment	Follow teacher's directions Participate in class activities Use appropriate equipment
RESTROOM	Follow teacher's directions Participate in class activities Use appropriate equipment	Follow teacher's directions Participate in class activities Use appropriate equipment	Follow teacher's directions Participate in class activities Use appropriate equipment	Follow teacher's directions Participate in class activities Use appropriate equipment	Follow teacher's directions Participate in class activities Use appropriate equipment
ASSEMBLY	Follow teacher's directions Participate in class activities Use appropriate equipment	Follow teacher's directions Participate in class activities Use appropriate equipment	Follow teacher's directions Participate in class activities Use appropriate equipment	Follow teacher's directions Participate in class activities Use appropriate equipment	Follow teacher's directions Participate in class activities Use appropriate equipment
PLAYGROUND	Follow teacher's directions Participate in class activities Use appropriate equipment	Follow teacher's directions Participate in class activities Use appropriate equipment	Follow teacher's directions Participate in class activities Use appropriate equipment	Follow teacher's directions Participate in class activities Use appropriate equipment	Follow teacher's directions Participate in class activities Use appropriate equipment

F-06-H

PINER MIDDLE SCHOOL BEARCATS

BE RESPECTFUL **BE RESPONSIBLE** **BE SAFE**

Location	Be Respectful	Be Responsible	Be Safe
CLASSROOM	Follow teacher's expectations Participate Seek attention appropriately	Be on time Come prepared to learn Put forth maximum effort	Use classroom materials appropriately Keep hands, feet and objects to yourself
HALLWAY	Keep hands and feet to self Walk on the right Hold doors for others	Set a good example Follow class leader's lead Move with a purpose	Keep to the right Follow class leader's lead Keep hallways clear and clean
RESTROOM	Follow teacher's directions Participate in class activities Use appropriate equipment	Follow teacher's directions Participate in class activities Use appropriate equipment	Follow teacher's directions Participate in class activities Use appropriate equipment
COLLABORATION AREAS	Follow teacher's directions Participate in class activities Use appropriate equipment	Follow teacher's directions Participate in class activities Use appropriate equipment	Follow teacher's directions Participate in class activities Use appropriate equipment
CAFETERIA	Follow teacher's directions Participate in class activities Use appropriate equipment	Follow teacher's directions Participate in class activities Use appropriate equipment	Follow teacher's directions Participate in class activities Use appropriate equipment
LIBRARY	Follow teacher's directions Participate in class activities Use appropriate equipment	Follow teacher's directions Participate in class activities Use appropriate equipment	Follow teacher's directions Participate in class activities Use appropriate equipment
ASSEMBLY	Follow teacher's directions Participate in class activities Use appropriate equipment	Follow teacher's directions Participate in class activities Use appropriate equipment	Follow teacher's directions Participate in class activities Use appropriate equipment
BUS	Follow teacher's directions Participate in class activities Use appropriate equipment	Follow teacher's directions Participate in class activities Use appropriate equipment	Follow teacher's directions Participate in class activities Use appropriate equipment

F-06-D

CUBS

CARING **UNIQUE** **BALANCED** **SUCCESSFUL**

Location	Caring	Unique	Balanced	Successful
CLASSROOM	Follow teacher's directions Participate in class activities Use appropriate equipment	Follow teacher's directions Participate in class activities Use appropriate equipment	Follow teacher's directions Participate in class activities Use appropriate equipment	Follow teacher's directions Participate in class activities Use appropriate equipment
RESTROOM	Follow teacher's directions Participate in class activities Use appropriate equipment	Follow teacher's directions Participate in class activities Use appropriate equipment	Follow teacher's directions Participate in class activities Use appropriate equipment	Follow teacher's directions Participate in class activities Use appropriate equipment
HALLWAY	Follow teacher's directions Participate in class activities Use appropriate equipment	Follow teacher's directions Participate in class activities Use appropriate equipment	Follow teacher's directions Participate in class activities Use appropriate equipment	Follow teacher's directions Participate in class activities Use appropriate equipment
CAFETERIA	Follow teacher's directions Participate in class activities Use appropriate equipment	Follow teacher's directions Participate in class activities Use appropriate equipment	Follow teacher's directions Participate in class activities Use appropriate equipment	Follow teacher's directions Participate in class activities Use appropriate equipment
PE	Follow teacher's directions Participate in class activities Use appropriate equipment	Follow teacher's directions Participate in class activities Use appropriate equipment	Follow teacher's directions Participate in class activities Use appropriate equipment	Follow teacher's directions Participate in class activities Use appropriate equipment

E-06-I



Theme Banners

EAGLE CREST ELEMENTARY EAGLES

R I S E

RESPONSIBLE INCLUSIVE SAFE EMPATHETIC




F-07-A

YONCALLA ELEMENTARY EAGLES

SOAR

SAFETY OWNERSHIP ACCEPTANCE RESPECT & RESPONSIBILITY



F-07-B

GEORGE C. WEIMER WILDCATS

ROAR

RESPONSIBLE ORGANIZED ACCEPTING RESPECTFUL



F-07-E

 **DISCOVERY**

MOSTANGS (BE)

RESPECTFUL • RESPONSIBLE • SAFE

F-07-C

STRATTON BULLDOGS

BARK

BE RESPECTFUL ACT RESPONSIBLY REMEMBER SAFETY KINDNESS MATTERS



F-07-F

DISCOVERY ELEMENTARY SCORPIONS

STING

STAY SAFE TAKE RESPONSIBILITY INSTILL INTEGRITY NEVER GIVE UP GIVE RESPECT



F-07-D


 **PRIDE**

POSITIVE RESPECTFUL INCLUSIVE DEDICATED TO EXCELLENCE



F-07-G

Theme Posters, Banners & Plaquettes

 **DOLPHINS**

NEW ACADEMY CANOGA PARK

SAFE RESPECTFUL RESPONSIBLE

F-07-H

PANORAMA MIDDLE SCHOOL

 **COUGARS**


PANORAMA MIDDLE SCHOOL

ROAR

RESPECT • ORGANIZATION ACHIEVEMENT • RESPONSIBILITY

F-07-J

GEORGE C. WEIMER WILDCATS


 **WILDCATS**

ROAR

RESPONSIBLE ORGANIZED ACCEPTING RESPECTFUL

F-07-K

BROOKS ELEMENTARY BRONCOS


 **BRONCOS**

ARE

RESPECTFUL RESPONSIBLE SAFE

F-07-L

YONCALLA ELEMENTARY EAGLES

 **EAGLES**

YONCALLA ELEMENTARY EAGLES

SOAR

SAFETY OWNERSHIP ACCEPTANCE RESPECT & RESPONSIBILITY

F-07-M

Rules/Expectations Posters & Banners

Custom designed for you.
You review, revise and approve
everything prior to printing.

LOGO/MASCOT: We
are glad to work with your
logo/mascot if you don't
want to use one of ours.

ACRONYMS:
Customized for you.
ROAR, SOAR, PAWS, PRIDE
or whatever you want.

ROLE MODELS: Choose
illustrations of your mascot,
children or of teenagers
to visually demonstrate
positive behaviors and meet
PBIS posting requirements.

Voice levels can be added
to each poster.

Spanish and dual language
versions available.

CAFETERIA RULES & EXPECTATIONS

THE ARCH COMMUNITY SCHOOL
PANTHERS

RESPECTFUL

- Respect other's space
- Wait your turn
- Keep all hands, feet and other objects to yourself
- Use polite language

OWNERSHIP

- Leave a clean table, chair and floor
- Keep food on tray
- Say please and thank you

ACCOUNTABLE

- Clean up after yourself by picking up food and trash
- Use inside voices to visit with neighbors
- Problem solve conflicts

RESPONSIBLE

- Follow directions from adults
- Sit in assigned area
- Raise hand to be dismissed
- Remain seated at your table
- Eat only your food

F-08-A

RESTROOM STALLIONS RULES/EXPECTATIONS VOICE LEVEL 0-1

PATCH ELEMENTARY

STRIVE TO DO YOUR BEST

- Take care of personal needs quickly

TAKE RESPONSIBILITY

- Keep restroom neat
- Flush
- Conserve water and paper towels

ALWAYS WORK TOGETHER

- Be a role model
- Take turns
- Use quiet voices

RESPECT YOURSELF AND OTHERS

- Respect privacy of others
- Wash your hands with soap

F-08-B

HALLWAY & STAIRS RULES & EXPECTATIONS

MOUNT PLEASANT MIDDLE SCHOOL

TOTAL RESPECT

- Respect all property and personal space
- Walk quietly
- Take pride in the appearance of the building

EFFORT & OWNERSHIP

- Get your materials and walk directly to your destination
- Keep your locker organized
- Must have a pass if it is not passing time
- Use appropriate language

ATTITUDE

- Use quiet greetings
- Encourage and support positive behaviors
- Help others

MENTAL & PHYSICAL SAFETY

- Walk on the right and keep moving
- Keep hands and feet to yourself
- Keep your locker closed and locked when not in use

F-08-C

Hallway/Pasillo RULES/EXPECTATIONS

RIVERWOOD ELEMENTARY
RASCALS

VOICE LEVEL 0

Be Respectful/Sé Respetuoso

- Level 0 voice
- Nivel de voz 0
- Keep hands, feet and objects to self
- Mantén manos, pies y objetos controlados
- Be quiet/Se quietos

Be Responsible/Sé Responsable

- Go directly to your destination
- Ve directo a tu destino
- Ignore distractions
- Ignora distracciones

Be Safe/Mantente Seguro

- Stay to the right
- Manténate en la derecha
- Eyes and body facing forward
- Ojos y cuerpo hacia el frente
- Walking feet
- No correr

F-08-D





Cartoon style logo by Mascot Junction with mascot illustrations used for role modeling behavior.



Logo provided by school with diverse children illustrations used for role modeling. Dual language.



Logo provided by school with diverse teenager illustrations used for role modeling behavior.



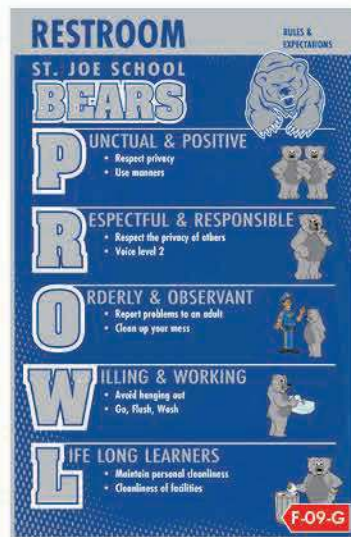
Logo provided by school with words only to describe behavior.



Logo provided by school with mascot illustrations used for role modeling behavior. + Voice Levels



Graphic style logo by Mascot Junction with diverse children illustrations used for role modeling.



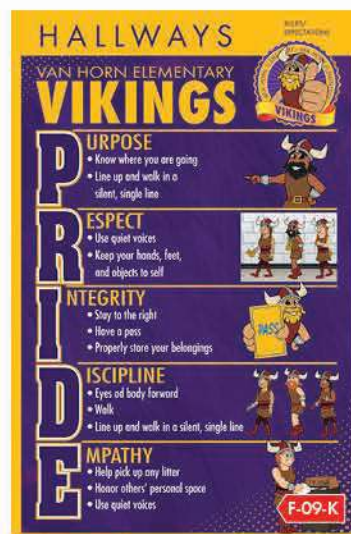
Main Mascot by school with custom-colored mascot illustrations (by MJ) for role modeling.



Logo provided by school with diverse human mascot illustrations used for role modeling behavior.



Using your mascot as a role model is a great way to create a sense of community and inclusiveness.



Horizontal layouts are often better for larger banners (6ft x 4ft) to tie to a playground's four-foot tall chain link fence, or hang on a cafeteria or gymnasium's wall.

Welcome Banners

WELCOME AND CONGRATULATIONS! BERKSHIRE ELEMENTARY STUDENTS

You are now an Eagle, with Eagle FRIENDS, and part of our Eagle COMMUNITY. We have Eagle rules, and an Eagle way of doing things. So when you make a DECISION ask, "What would an Eagle do?" You'll make a good CHOICE, get a good RESULT, and enjoy a GOOD TIME.

Welcome Message



Every day is a GREAT day to be an EAGLE!

F-10-A

NEW!

Welcome

Bienvenido, Skawitlak hak'ul, chào mừng, bienvení, 환영, ahlan wa sahlan, maligayang pagdating, Welkom, e komo mai, خوش آمدید, Bienvenue, Welcome, Skawitlak hak'ul, chào mừng, bienvení, 환영, ahlan wa sahlan, maligayang pagdating, Welkom, e komo mai, خوش آمدید, Bienvenue, Welcome

Welcome Inclusive



RIVERDALE ELEMENTARY • RIVERDALE ELEMENTARY

RAVENS

F-10-B

WELCOME TO MADISON MIDDLE SCHOOL

Welcome Simple



MADISON MIDDLE SCHOOL

MONARCHS

F-10-C

Our most popular items. Our Welcome Banners and Posters create a sense of community, inclusiveness and provide a framework for making good decisions.

Did you know that **97%*** of people remember what their high school mascot was; and will **remember it for life!** Why? Because it's part of their personal history, and how they see themselves. It's part of their **self-image**. That's why using mascots as a memory hook for teaching **core values** works so well. They stick with the child and become **guiding principals for life!**

*The other 3% were home schooled and/or didn't have a mascot at their school. These were the results of a survey taken in 2019.

Welcome Posters

WELCOME AND CONGRATULATIONS!

You are now a Bobcat, with Bobcat FRIENDS, and are part of our Bobcat COMMUNITY. We have Bobcat rules, and a Bobcat way of doing things. So when you make a DECISION ask, "What would a Bobcat do?" You'll make a good CHOICE, get a good RESULT, and enjoy a GOOD TIME.

Every day is a GREAT day to be a BOBCAT!



F-10-D

NEW!

PANDAS

Bienvenido, Skawitlak hak'ul, chào mừng, bienvení, 환영, ahlan wa sahlan, maligayang pagdating, Welkom, e komo mai, خوش آمدید, Bienvenue, Welcome, Skawitlak hak'ul, chào mừng, bienvení, 환영, ahlan wa sahlan, maligayang pagdating, Welkom, e komo mai, خوش آمدید, Bienvenue, Welcome

Welcome Inclusive




PATTERSON ELEMENTARY

F-10-E

WELCOME TO BEARDSTOWN MS/HS TIGERS

Welcome Simple



JBS

F-10-E

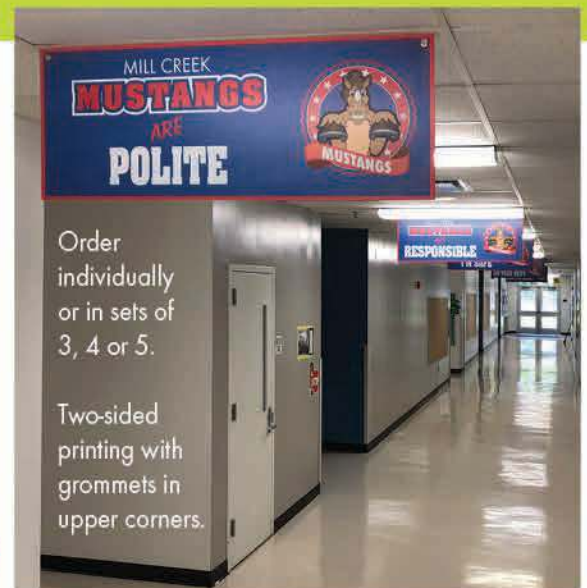


Welcome Message

Welcome Inclusive

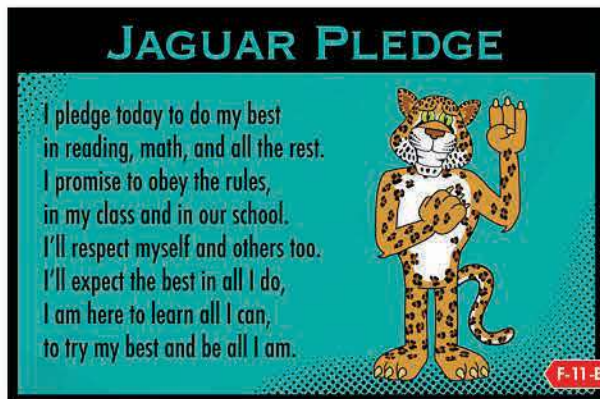
Welcome Simple

Ceiling Signs



Give us your pledge or use one of the many featured on our web site.

Pledge Posters



Champ Style Banners



PENNANT




SWALLOWTAIL

Voice Level Posters

Choose from several ways to convey voice levels:



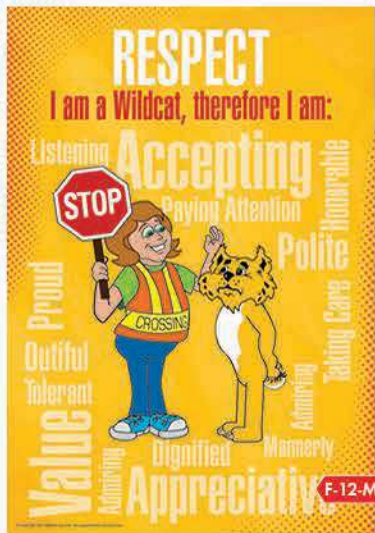
- Hand signals by mascot
- Children demonstrating

All posters are customized with your words.







Word Cloud Posters




Great for teaching character traits. Focus on one trait each month and discuss the synonyms and their various meanings and applications.

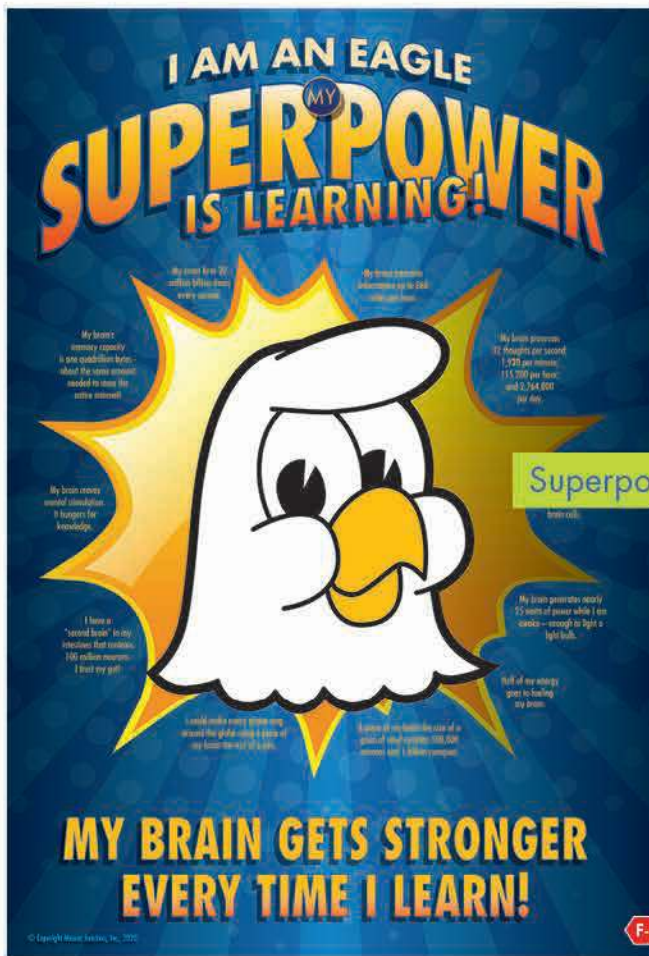


Feel Good Posters



Leverage strong positive emotional rewards for making good decisions and acting consistent with your school's culture.





Superpower Poster

Factoids like "My brain fires 20 million billion times every second," help students realize their incredible potential. Nothing can stop a child that wants to learn. Put your students on a path to super success!

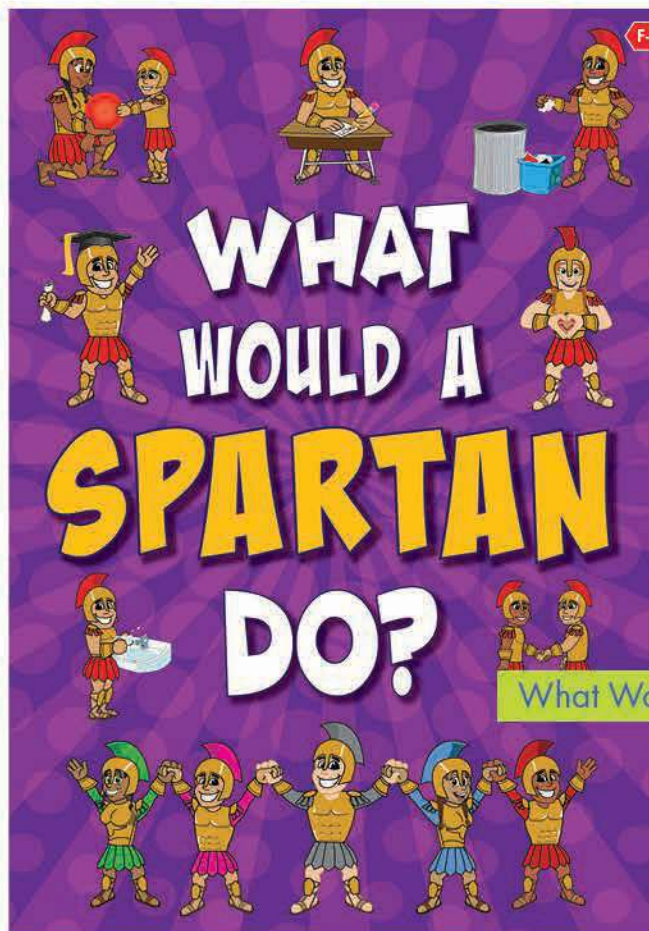
F-13-A



Calm Down Poster

Use your mascot to teach a simple technique for calming down.

F-13-B



What Would Poster

Great for improving decision making. Gives kids a visual and engaging framework they can relate to - their mascot!

F-13-C



Clean & Healthy Poster

Make being clean and healthy part of your school culture with a poster that features your mascot demonstrating different ways to fight germs and protect each other from illnesses.

- Respect others' personal space.
- Greet each other with non-contact methods.
- Avoid touching your eyes, nose, and mouth.

- Cover your cough or sneeze with a tissue, or with your elbow.
- Wash your hands after coughing or sneezing, before touching anything.

- Wash your hands often with soap and water for at least 20 seconds.
- Clean and disinfect frequently touched objects.

- Stay home when you are sick.
- If sick, remain home until you are fever-free for 24 hours without the aid of medication.

Hallway Street Signs



Pictured: two-sided printing w/wall brackets

- Choose from plastic or aluminum - 24" x 6"
- Customized with your words, colors, mascot or logo
- Standard one-sided printing
- Optional two-sided printing w/wall brackets



F-14-A

Directory Signs

- Durable PVC plastic or aluminum
- Custom designed for your school



F-14-B



Printed Runner w/Solid Table Cloths

Full-color printed runner with solid-colored table cloth (choose from 6 colors)



F-14-C



Printed Table Cloths



F-14-D

Full-color printing on entire table cloth.

Table-Top

Welcome guests to your table with a Table-Top Retractable Banner Stand that is easy to store when not in use.

Great for remote events and wherever you sit at a table.

- 11.5" x 17.5"




X-Stands



The X-Stand bundle comes with 3 interchangeable inserts. Extra inserts available.

Banner Stands

Retractable Banner Stands are a larger, more substantial alternative to X-stands.



EAGLES

F-15-D

Feather Flags


- 14 feet tall
- Single-sided or double-sided

Flags - Pole Style

- One or two-sided printing
- 3ft x 2ft
- 5ft x 3ft
- 6ft x 4ft
- Custom sizes available

Pole Banners

- Two-sided printing
- Universal mounting hardware w/ arms & brackets
- 24" x 48"



F-15-E

Outdoor Flags & Pole Banners



F-15-F

Selfie Frames - Customized

- Sold individually, or in sets of 10 (five two-sided boards)
- Customized with your words & colors
- Features your mascot or logo
- Includes 5 Photo Bombies (mascot heads or logos)
- Printed on corrugated plastic (Coroplast)
- 24" x 24" - pre-cut



Selfie Frames - Celebration Set

- Includes 10 messages (five two-sided boards)
- Features your mascot or logo
- Includes 5 Photo Bombies (mascot head or logos)
- Printed on corrugated plastic (Coroplast)
- 24" x 24" - pre-cut



Photo Bombies



You get one Photo Bombie (mascot head or logo) with each individual customized Selfie Frame.

You get 5 with each set of 10 Selfie Frames.

Additional Photo Bombies are sold in sets of 12.

Wall Buddy™ Wall Stickers

- Choose from 180+ mascots!
- Custom stickers available
- Size varies according to mascot



Photo Recognition Marquees

Features an acrylic frame for holding an 8" x 10" photo.

Size: 16" x 30"

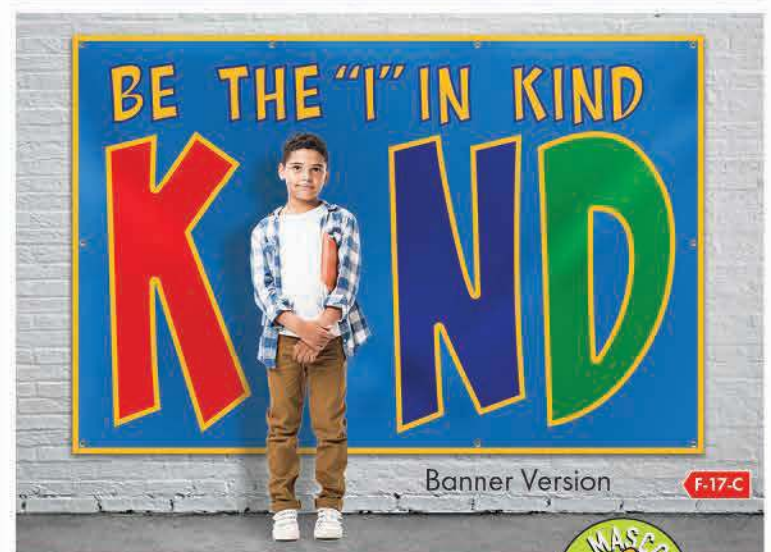
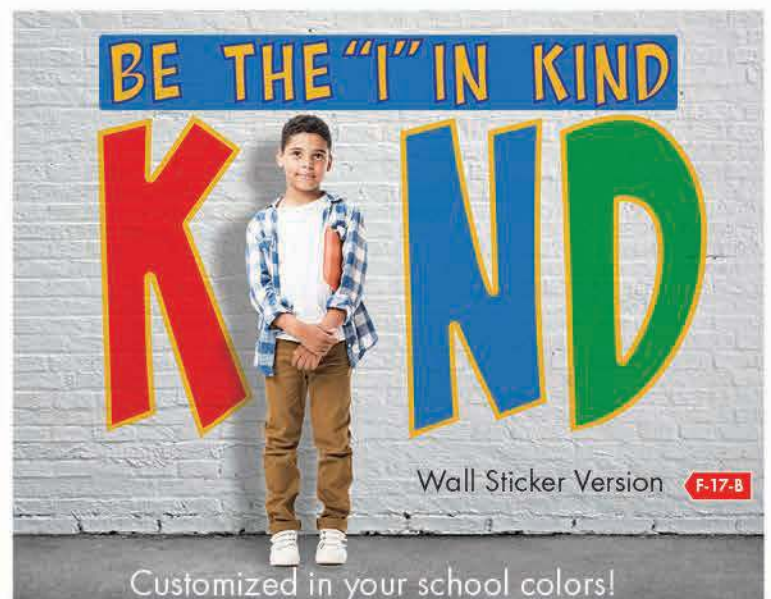


Wall Talkers Dry Erase Wall Stickers

- Dry-erase adhesive wall sticker
- For indoor applications: 36" x 18"
- Features your mascot or logo



KIND Wall Stickers & Banners



Door Decals



Standard size is 24" x 6" - fits most restroom stall doors. Custom sizes available upon request.

Reduce incidents of bullying as much as 90%.

In a recent study, one inner-city school documented the impact of decorating their restrooms with positive messages, and the results were astounding. Incidents of bullying were primarily occurring in the restrooms. Over the course of one semester, administrators reported 32 incidents. During the holiday break, they decorated each restroom with positive affirmations and cheerful designs. The following semester, they documented one single incident of bullying in the same areas - more than a 90% decline in incidents. Since then, the school expanded its positive messaging into stairwells and is seeing similar positive results throughout the entire school.

Your Colors
Your logo



Mascot Style - Set 1 **F-18-A**



Mascot Style - Set 2 **F-18-B**

Graphic Style - Set 1 **F-18-C**



Graphic Style - Set 2 **F-18-D**



POSITIVE MESSAGE Stickers for Walls, Floors & Doors

- Transform your school climate
- Reduce incidents of bullying
- Create a positive learning environment
- Customized with YOUR mascot (Style 1)
- 3 sizes available
- For walls, floors and doors
- Die-cut for easy application


Positive Message Stickers are printed on a single sheet and die cut for easy application. Choose from three sheet sizes, or request custom sizes:

- Standard Sheet Size: 4ft x 2ft
- Large Sheet Size: 6ft x 3ft
- Jumbo Sheet Size: 8ft x 4ft
- Custom sizes available



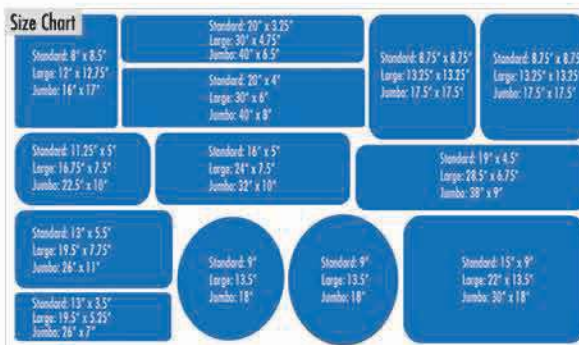
The samples shown depict custom sized stickers that are larger than our Jumbo size. Please refer to Size Charts.

STYLE 1 is customized with a kid-friendly version of your mascot.



F-19-A

STYLE 2 features popular retro designs and is a popular choice for those who don't want a mascot featured.



F-19-B

Stair Stickers: Indoor & Outdoor, Custom-Designed

NEW!

Logo Stair Stickers



Grammar Stair Stickers



Theme Stair Stickers



Book Stair Stickers



Multiplication Stair Stickers



STYLE 1

STYLE 2



21

Sensory Path Stickers



- Pre-cut decals - no tedious scissor work
- For all types of floors, indoor and outdoor
- Graphic "action" symbols for non-readers



Pre-cut decals are easy to install



Keys: 5.5"



Lava Pit Tight Rope: 56" x 20"



Rocks: 10"



E-22-A



Feet: 10"



Your mascot goes here!



Finger Maze Wall Sticker: 34" x 34"


Rocks: 10"



E-22-B



There's too many to fit into our catalog so please visit us online at **MascotJunction.com**





Paw Prints, Etc.



F-25-A



F-25-B



F-25-C



F-25-D



F-25-E



F-25-F

Photo Backdrops

Great for any school function

- Graduations
- Dances
- Carnivals
- Fundraisers
- PTA/PTO meetings
- Award ceremonies
- Video conference events



Style A: Step-&-Repeat

F-25-J

Style B: Big Logo

Style C: School Header

A-Frame Signs



These dual purpose signs can feature a dry-erase surface on one side for welcoming guest to special events, and a permanent message/ graphics on the reverse side. A popular choice is to feature safety rules for the drop-off and pick-up area, so you can place them on the sidewalk, where everyone can see them. Extra inserts are available.

Window Perfs

An extra layer
of security!

They
can't
see in

but you
can see
out



Window perfs are
easy to install, and
we make it even
easier by providing
a Perf Map with
corresponding
letter codes for
each piece to help
with organization.



Watch the
installation
video!



Visit [MascotJunction.com /window-perfs/](https://MascotJunction.com/window-perfs/)





Nationwide provider
of window perfs for
educational
facilities.



Shirts



Lanyards



Magnets



Magnetic bus safety rules




Magnetic car identifiers



Magnetic oval or rectangle bumper stickers

Postcards

NEW!



Extend the reach of your communications into the home with postcards. Make students feel appreciated while keeping mom and dad in the loop.

- Custom designed with your mascot/logo, colors & message
- Size: 6" x 4", printed front & back
- Quantities: 250, 500, 1,000 or 2,000

Wash Your Hands Stickers



Award Certificates



Each certificate features your mascot demonstrating what the award is for.

Choose from two editable Award Certificate (Powerpoint) templates. Simply type in the student's name and print a colorful certificate.

Parking Passes



F-29-A



F-29-B

Water Bottles



F-29-C

Pennants

NEW!



F-29-D

Stadium Cups

Wrist Bands



F-29-T



F-29-F

Cinch Sacks



F-29-G

Stickers



F-29-E

Bumper Stickers



F-29-J



F-29-K



F-29-L



F-29-M



F-29-N




F-29-P

Temporary Tattoos



F-29-Q

Bookmarks



F-29-H

Rulers



F-29-R

Pencils & Pens



F-29-S



F-29-U

Costumes & Accessories

Our Costumes:

- Have good ventilation.
- Come with a cooling fan.
- Have good vision panels.
- Are made in America.
- Replacement parts (shoes, feet, hands) are available.



Cut-Out Standees

- Choose from 180+ mascots!
- Custom standees available
- Folding stand on back
- Made of 1/4" thick foam core
- Size varies according to mascot



Bundle & Save!

\$4999 BUNDLE
Custom Designed
45 8 30
\$4,999

\$3999 BUNDLE
Custom Designed
40 6 30
\$3,999

\$2999 BUNDLE
Custom Designed
35 4 30
\$2,999

\$1999 BUNDLE
Custom Designed
30 2 20
\$1,999

\$999 BUNDLE
Custom Designed
20 2 20
\$999

Visit MascotJunction.com for details


Floor Mats

Commercial grade mats customized with your school's logo and color.

NEW!

Nylon Mat -

- Indoor low traffic
- Mold, mildew & stain resistant
- Non-slip rubber backing
- Full color printing
- Washable



Berber Inlay -

- Indoor entryway
- Stain & UV resistant
- Vinyl nosing for smooth transition
- For heavy traffic areas/entrances
- Multi-color graphic inlays



Scraper Mat -

- Outdoor
- Durable nitrile rubber
- Cleated surface for scraping dirt
- Full color printing

