


# MASCOT JUNCTION

CUSTOM DESIGNED POSTERS, BANNERS & SIGNS



It starts here!

**WELCOME AND CONGRATULATIONS!**

You are now a Viking, with Viking FRIENDS, and are part of our Viking COMMUNITY. We have Viking rules, and a Viking way of doing things. So when you make a DECISION ask, "What would a Viking do?" You'll make a good CHOICE, get a good RESULT, and enjoy a GOOD TIME.

**Every day is a GREAT day to be a VIKING!**

Welcome Posters

**5 Reasons to use your mascot as a role model:**

- Get enthusiastic buy-in
- Create a strong sense of community
- Nurture an inclusive culture
- Shape a highly engaging learning environment
- Use visual examples for all reading levels

Only Mascot Junction has 30,000 illustrations of kid-friendly mascots designed specifically for teaching positive behavior.

**P.R.I.D.E.**

	PURPOSE	RESPECT	INTEGRITY	DISCIPLINE	EMPATHY
<b>RESTROOM</b>	• Go • Flush • Exit	• Respect others' privacy • Use quiet voices	• Use equipment and supplies properly • Report problems to an adult	• Throw trash away properly • Use hand sanitizer	• Wait your turn • Use kind words
<b>HALLWAYS</b>	• Know where you are going • Use quiet voices	• Use quiet voices • Keep your hands, feet, and objects to self	• Stay to the right • Keep your hands, feet, and objects to self • Use quiet voices	• Eyes and body forward • Walk • Use up and walk in a silent, single line	• Help pick up any litter • Report others' personal space • Use quiet voices
<b>CLASSROOM</b>	• Be ready to learn • Do your best	• Keep your hands, feet, and objects to self • Use quiet voices	• Be on time • Use walking • Use listening • Body still	• Do not talk and laugh • Keep your hands, feet, and objects to self • Use quiet voices	• Be kind words • Listen to the teacher • Participate
<b>CAFETERIA</b>	• Remember your lunch • Know your student ID number	• Walk • Keep your hands, feet, and objects to self • Follow adult directions	• Eat your own food • Clean up your own messes • Use quiet voices • Learn how to recycle	• Sit at your assigned table • Wait to be dismissed	• Use table manners • Use voices only • Listen and follow directions
<b>PLAYGROUND</b>	• Participate • Exercise • Make new friends	• Use equipment properly • Put things away • Use time	• Practice good sportsmanship • Play by the rules • Share and take turns	• Play by the rules • Practice to improve	• Include everyone • Encourage others • Use kind words
<b>BUS</b>	• Be on time • Listen to the adult in charge	• Use walking feet • Sit in your own seat • Face forward • Use quiet voices	• Keep all items in your back pack • Use quiet voices	• Think and fast to yourself • Use quiet voices	• Use nice words • Thank and say
<b>ASSEMBLY</b>	• Listen to the speaker • Participate	• Keep your hands, feet, and objects to self • Use appropriate voices			

Matrix Posters

**CAFETERIA**

**HALLWAYS**

**BATHROOM**

Rule Posters

I am a Viking through and through! As a Viking, I pledge to:

- Have **PURPOSE**
- Have **RESPECT**
- Have **INTEGRITY**
- Have **DIVERSITY**
- Have **EMPATHY**

Pledge Posters

**Excellence in Respect**

This certificate is proudly presented to  
Kathy Whit

at  
Van Horn Elementary

Congratulations  
Keep up the good work!

Presented by: \_\_\_\_\_ Date: \_\_\_\_\_

Award Certificate Templates

**VAN HORN ELEMENTARY**

**P.R.I.D.E.**

**PURPOSE RESPECT INTEGRITY DIVERSITY EMPATHY**

Theme Banners

**VAN HORN ELEMENTARY**

**VIKINGS**

**VOICE LEVELS**

- VOICE LEVEL 0** Silent
- VOICE LEVEL 1** Whisper
- VOICE LEVEL 2** Indoor Voice
- VOICE LEVEL 3** Partner Talk
- VOICE LEVEL 4** Outdoor

Voice Level Posters





Retractable  
Banner Stands




Wall Stickers

Ceiling Signs

Floor Stickers



Window Perfs



Pole Banners



Table Cloth & Runner



A-Frame Signs

**Bundle & Save!**

**\$4,999 BUNDLE**  
Custom Designed  
45 Posters, 8 Signs, 30 Flyers, 10 Library Labels, 20 Leadership Labels, 50 Digital Items

**\$3,999 BUNDLE**  
Custom Designed  
40 Posters, 6 Signs, 30 Flyers, 10 Library Labels, 25 Leadership Labels, 50 Digital Items

**\$2,999 BUNDLE**  
Custom Designed  
35 Posters, 4 Signs, 30 Flyers, 10 Library Labels, 10 Leadership Labels, 50 Digital Items

**\$1,999 BUNDLE**  
Custom Designed  
30 Posters, 2 Signs, 20 Flyers, 3 Library Labels, 3 Leadership Labels, 50 Digital Items

**\$999 BUNDLE**  
Custom Designed  
20 Posters, 2 Signs, 20 Flyers, 2 Library Labels, 2 Leadership Labels, 50 Digital Items

Visit [MascotJunction.com](http://MascotJunction.com)  
for details



# How to order... [shop.mascotjunction.com](http://shop.mascotjunction.com)

Register to get instant quotes at:

Ordering is easier than ever because of our new online quote system. It works like a shopping cart and gives you instant quotes.

1. Get a quote at **shop.mascotjunction.com**.
2. Use the quote to create a PO and send it to us.
4. We begin the design process upon receiving your PO and send you proofs via e-mail.
5. Revisions and proofs are sent back and forth until everything is to your satisfaction and approved.
6. Sit back and wait for your packages to arrive!

## FAQs

**Q:** Can we use your school's existing mascot, or logo, instead of one from Mascot Junction?

**A:** Yes.

**Q:** How long does it take to fill an order and get delivered?

**A:** Generally, it takes 3 to 6 weeks to fill most orders. Every order is different, and some products take longer than others.

**Q:** How do I get Mascot Junction set up as a vendor?

**A:** Please e-mail your request, and any pertinent forms or links to [info@mascotjunction.com](mailto:info@mascotjunction.com).

**Q:** Do I have to register to use the quote system?

**A:** Yes. Registration helps us capture information necessary to fill your order, like your school colors, mascot choice, etc., plus it makes it possible to revise quotes without starting from scratch. Please keep track of your user name and password.

**Q:** How can I revise a quote?

**A:** Log in to your account at [shop.mascotjunction.com](http://shop.mascotjunction.com) and click on My Account, then Quotes. Click on the Order Number, then click "Order Again." This creates a duplicate order that allows you to add, subtract or modify.

G-06-A

Catalog reference numbers are provided to help you communicate with us about specific examples you like.

## 1. Choose Your Mascot:

We have more than 200 mascots, and 30,000 illustrations we created for the purpose of teaching positive behavior. We use these illustrations to custom design posters, banners and other products to support PBIS, SEL, STEM and Character Education programs.

We have kid-friendly mascots for elementary schools, and graphic mascots/logos for older students.

We are also glad to work with your existing mascot or logo.



Find your mascot at [MascotJunction.com](http://MascotJunction.com)





## 2. Choose Your Logo:

### A. Cartoon-Style by Mascot Junction



### B. Graphic-Style by Mascot Junction



C. Provided by you. We are glad to work with a logo or mascot provided by you. If you need your mascot or logo redesigned, we are glad to do that too.



## 3. Choose Your Role Models:

Choose the type of role model to visually demonstrate positive behaviors:

### A. Mascot by Mascot Junction



### B. Children



### C. Teenagers



### D. Words only



**B A R K**

**BLESSED SACRAMENT CATHOLIC SCHOOL**  
**BULLDOGS**

	BE RESPECTFUL	ACT RESPONSIBLY	REMEMBER SAFETY	KINDNESS MATTERS
CHURCH	<ul style="list-style-type: none"> <li>Be quiet (Show reverence)</li> <li>Take worship aids with you</li> <li>Leave misallotted and song books in their proper place</li> <li>Follow the proper protocol to receive Holy Communion</li> </ul>	<ul style="list-style-type: none"> <li>Be on time</li> <li>Enter and exit quietly</li> <li>Participate in the Mass</li> </ul>	<ul style="list-style-type: none"> <li>Enter and exit quietly</li> <li>Walk in a line out of Church</li> <li>Keep hands and feet to yourself</li> </ul>	<ul style="list-style-type: none"> <li>Respect other's space</li> <li>Eyes and ears on speaker</li> <li>Participate</li> </ul>
CLASSROOM	<ul style="list-style-type: none"> <li>Complete your work</li> <li>Organize</li> <li>Respect school property</li> </ul>	<ul style="list-style-type: none"> <li>Be on time</li> <li>Be ready to learn</li> <li>Try your best</li> <li>Stay on task</li> <li>Participate</li> </ul>	<ul style="list-style-type: none"> <li>Use classroom materials appropriately</li> <li>Walk at all times</li> <li>Keep hands, feet and objects to yourself</li> </ul>	<ul style="list-style-type: none"> <li>Pay attention to your teacher</li> <li>Follow instructions</li> <li>Use kind words and actions</li> <li>Raise your hand to speak</li> </ul>
HALLWAY	<ul style="list-style-type: none"> <li>Go directly to your destination</li> <li>Set a good example</li> <li>During class have a pass</li> </ul>	<ul style="list-style-type: none"> <li>Go directly to your destination</li> <li>Set a good example</li> <li>During class have a pass</li> </ul>	<ul style="list-style-type: none"> <li>Walk face forward</li> <li>Keep to the right</li> <li>Keep hallways clear and clean</li> </ul>	<ul style="list-style-type: none"> <li>Keep hands and feet to self</li> <li>Stay quiet - classes are in progress</li> </ul>
LIBRARY	<ul style="list-style-type: none"> <li>Stay on task</li> <li>Put things away in their proper place</li> <li>Returns materials on time</li> </ul>	<ul style="list-style-type: none"> <li>Be quiet</li> <li>Put things away in their proper place</li> <li>Use time wisely</li> </ul>	<ul style="list-style-type: none"> <li>Follow directions from adults</li> <li>Walk at all times</li> </ul>	<ul style="list-style-type: none"> <li>Take care of books and equipment</li> </ul>
COMPUTER LAB	<ul style="list-style-type: none"> <li>Take care of equipment</li> <li>Respect others trying to read and learn</li> <li>Be quiet</li> </ul>	<ul style="list-style-type: none"> <li>Stay on task</li> <li>Put things away in their proper place</li> <li>Return materials on time</li> <li>Use time wisely</li> </ul>	<ul style="list-style-type: none"> <li>Follow directions the first time given</li> <li>Walk at all times</li> </ul>	
GYM	<ul style="list-style-type: none"> <li>Keep hands and feet to yourself</li> <li>Sit appropriately</li> <li>Use equipment appropriately</li> </ul>	<ul style="list-style-type: none"> <li>Follow directions from adults</li> <li>Enter and exit quietly</li> <li>Collect all your belongings at the end of class</li> </ul>	<ul style="list-style-type: none"> <li>Enter and exit quietly</li> <li>Walk at all times</li> <li>Stay in designated area</li> </ul>	
CAFETERIA	<ul style="list-style-type: none"> <li>Leaves a clean table, chair and floor</li> </ul>	<ul style="list-style-type: none"> <li>Sit with feet under table</li> <li>Use an indoor voice</li> <li>Raise your hand for help</li> </ul>	<ul style="list-style-type: none"> <li>Follow directions from adults</li> <li>Walk at all times</li> <li>Eat only your food</li> </ul>	
PLAYGROUND	<ul style="list-style-type: none"> <li>Line up when you are called</li> <li>Set a good example</li> <li>Use equipment appropriately</li> </ul>	<ul style="list-style-type: none"> <li>Play by the rules</li> <li>Invite others to play</li> </ul>	<ul style="list-style-type: none"> <li>Stay in designated area</li> <li>Report problems to an adult</li> <li>Walk to and from building</li> </ul>	

G-06-A

**PAWS**

**PRIDE**

**PROAR**

**SOAR**

FREE Matrix Templates

**FREE** Matrix Templates

Download editable matrix Word templates featuring "best practice" language at **MascotJunction.com** Look under "FREE Stuff."

**S O A R**

**EAGLES SOAR! SAFETY OWNERSHIP ACCEPTANCE RESPECT & RESPONSIBILITY**

	ASSEMBLY	BATHROOMS	READY / AFTER	RESPECT & RESPONSIBILITY
HALLWAY	<ul style="list-style-type: none"> <li>Stay in one spot</li> <li>Do not loop with hands in bag or fully seated on a surface in the hallway</li> </ul>	<ul style="list-style-type: none"> <li>Report problems to adult</li> <li>Use soap &amp; water to wash hands</li> <li>Use equipment properly</li> <li>Be aware of items and eyes</li> </ul>	<ul style="list-style-type: none"> <li>Report primary, use resources</li> <li>Clean up water spills</li> <li>Wipe away liquid towels in the garbage</li> <li>Stay on task, feet and hands to yourself</li> </ul>	<ul style="list-style-type: none"> <li>Listen to teachers</li> <li>Set a good example</li> <li>Keep things out of the trash</li> <li>Use time wisely</li> </ul>

G-06-E

**THE ARCH COMMUNITY SCHOOL PANTHERS**

**R O A R**

**RESPECTFUL OWNERSHIP ACCOUNTABLE RESPONSIBLE**

	RESPECTFUL	OWNERSHIP	ACCOUNTABLE	RESPONSIBLE
HALLWAY	<ul style="list-style-type: none"> <li>Keep hands and feet to self</li> <li>Stay quiet</li> <li>Report problems to an adult</li> <li>Use equipment and materials properly</li> </ul>	<ul style="list-style-type: none"> <li>Do directly to your destination</li> <li>Use equipment properly</li> <li>Be aware of items and eyes</li> <li>Be responsible</li> </ul>	<ul style="list-style-type: none"> <li>Follow directions</li> <li>Use equipment properly</li> <li>Report problems to an adult</li> <li>Use equipment and materials properly</li> </ul>	<ul style="list-style-type: none"> <li>Walk to and from building</li> <li>Use equipment and materials properly</li> <li>Be aware of items and eyes</li> <li>Be responsible</li> </ul>

G-06-F

**P A T R I O T S**

**F** feels safe **R**espectful & responsible **E**thical **E**ncouraging

	F	R	E	E
CLASSROOM	<ul style="list-style-type: none"> <li>Make sure everyone has a pencil</li> <li>Keep materials in order</li> <li>Be respectful</li> </ul>	<ul style="list-style-type: none"> <li>Be respectful</li> <li>Respect others' space</li> <li>Follow directions</li> </ul>	<ul style="list-style-type: none"> <li>Be respectful</li> <li>Use equipment properly</li> <li>Report problems to an adult</li> </ul>	<ul style="list-style-type: none"> <li>Be respectful</li> <li>Use equipment properly</li> <li>Report problems to an adult</li> </ul>
CAFETERIA	<ul style="list-style-type: none"> <li>Wash hands before and after eating</li> <li>Use proper posture</li> <li>Use proper table manners</li> <li>Use proper table manners</li> </ul>	<ul style="list-style-type: none"> <li>Be respectful</li> <li>Use equipment properly</li> <li>Report problems to an adult</li> </ul>	<ul style="list-style-type: none"> <li>Be respectful</li> <li>Use equipment properly</li> <li>Report problems to an adult</li> </ul>	<ul style="list-style-type: none"> <li>Be respectful</li> <li>Use equipment properly</li> <li>Report problems to an adult</li> </ul>
BUS	<ul style="list-style-type: none"> <li>Line up when called</li> <li>Use proper posture</li> <li>Use proper table manners</li> </ul>	<ul style="list-style-type: none"> <li>Be respectful</li> <li>Use equipment properly</li> <li>Report problems to an adult</li> </ul>	<ul style="list-style-type: none"> <li>Be respectful</li> <li>Use equipment properly</li> <li>Report problems to an adult</li> </ul>	<ul style="list-style-type: none"> <li>Be respectful</li> <li>Use equipment properly</li> <li>Report problems to an adult</li> </ul>

G-06-B

**HALLEY HUSKIES**

**P A W S**

**PARTICIPATE ALWAYS TRY YOUR BEST WORK TOGETHER SHOW RESPECT**

	PARTICIPATE	ALWAYS TRY YOUR BEST	WORK TOGETHER	SHOW RESPECT
HALLWAY	<ul style="list-style-type: none"> <li>Enter your teacher's direction</li> <li>Set a good example</li> </ul>	<ul style="list-style-type: none"> <li>Follow directions</li> <li>Hold doors open</li> </ul>	<ul style="list-style-type: none"> <li>Walk with friends</li> <li>Walk to the right</li> <li>Keep hallways clean and clear</li> </ul>	<ul style="list-style-type: none"> <li>Respect others' space</li> <li>Eyes and ears on speaker</li> <li>Participate</li> </ul>
RESTROOM	<ul style="list-style-type: none"> <li>Wash hands in restroom</li> <li>Use the time wisely</li> </ul>	<ul style="list-style-type: none"> <li>Follow directions</li> <li>Use equipment properly</li> </ul>	<ul style="list-style-type: none"> <li>Use proper posture</li> <li>Use proper table manners</li> </ul>	<ul style="list-style-type: none"> <li>Respect primary</li> <li>Use equipment and materials properly</li> <li>Report problems to an adult</li> </ul>

G-06-C

**POINCIANA ELEMENTARY PELICANS**

**WE ARE RESPECTFUL WE ARE RESPONSIBLE WE ARE READY TO LEARN**

	WE ARE RESPECTFUL	WE ARE RESPONSIBLE	WE ARE READY TO LEARN
OFFICE	<ul style="list-style-type: none"> <li>Enter all people with RESPECT and COURTESY</li> </ul>	<ul style="list-style-type: none"> <li>Help CREATE and MAINTAIN a POSITIVE and SAFE learning environment</li> </ul>	<ul style="list-style-type: none"> <li>Be PREPARED</li> <li>Pay ATTENTION</li> <li>Use EQUIPMENT properly</li> </ul>
HALLWAYS	<ul style="list-style-type: none"> <li>WALK DIRECTLY to the hall</li> </ul>	<ul style="list-style-type: none"> <li>Keep HANDS and FEET to YOURSELF</li> <li>LISTEN for instructions</li> </ul>	<ul style="list-style-type: none"> <li>Follow DIRECTIONS</li> <li>STAY TO THE RIGHT</li> </ul>
CLASSROOM	<ul style="list-style-type: none"> <li>Enter all people with RESPECT and COURTESY</li> </ul>	<ul style="list-style-type: none"> <li>Help CREATE and MAINTAIN a POSITIVE and SAFE learning environment</li> </ul>	<ul style="list-style-type: none"> <li>Be PREPARED</li> <li>Pay ATTENTION</li> <li>Use EQUIPMENT properly</li> </ul>
TECHNOLOGY	<ul style="list-style-type: none"> <li>Enter all people with RESPECT and COURTESY</li> </ul>	<ul style="list-style-type: none"> <li>Help CREATE and MAINTAIN a POSITIVE and SAFE learning environment</li> </ul>	<ul style="list-style-type: none"> <li>Be PREPARED</li> <li>Pay ATTENTION</li> <li>Use EQUIPMENT properly</li> </ul>

G-06-C

**PINE ELEMENTARY MUSTANGS**

**P R I D E**

**PERSEVERANCE RESPECT INTEGRITY DETERMINATION EFFORT**

	PERSEVERANCE	RESPECT	INTEGRITY	DETERMINATION	EFFORT
HALLWAY	<ul style="list-style-type: none"> <li>Do not loop</li> <li>Walk face forward</li> </ul>	<ul style="list-style-type: none"> <li>Keep hands and feet to self</li> <li>Stay quiet</li> </ul>	<ul style="list-style-type: none"> <li>Follow directions</li> <li>Use equipment properly</li> </ul>	<ul style="list-style-type: none"> <li>Go directly to your destination</li> <li>Walk to the right</li> <li>Use equipment and materials properly</li> </ul>	<ul style="list-style-type: none"> <li>Set a good example</li> <li>Use equipment and materials properly</li> <li>Report problems to an adult</li> </ul>
RESTROOM	<ul style="list-style-type: none"> <li>Wash hands in restroom</li> <li>Use the time wisely</li> </ul>	<ul style="list-style-type: none"> <li>Report primary</li> <li>Use kind words and actions</li> </ul>	<ul style="list-style-type: none"> <li>Follow directions from adults</li> <li>Use equipment properly</li> </ul>	<ul style="list-style-type: none"> <li>Walk at all times</li> <li>Use equipment and materials properly</li> </ul>	<ul style="list-style-type: none"> <li>Participate</li> <li>Use equipment and materials properly</li> </ul>
ASSEMBLY	<ul style="list-style-type: none"> <li>Stay on task</li> <li>Use equipment and materials properly</li> </ul>	<ul style="list-style-type: none"> <li>Report primary</li> <li>Use kind words and actions</li> </ul>	<ul style="list-style-type: none"> <li>Follow directions from adults</li> <li>Use equipment properly</li> </ul>	<ul style="list-style-type: none"> <li>Walk at all times</li> <li>Use equipment and materials properly</li> </ul>	<ul style="list-style-type: none"> <li>Participate</li> <li>Use equipment and materials properly</li> </ul>
PLAYGROUND	<ul style="list-style-type: none"> <li>Follow directions</li> <li>Use equipment properly</li> </ul>	<ul style="list-style-type: none"> <li>Report primary</li> <li>Use kind words and actions</li> </ul>	<ul style="list-style-type: none"> <li>Follow directions from adults</li> <li>Use equipment properly</li> </ul>	<ul style="list-style-type: none"> <li>Walk at all times</li> <li>Use equipment and materials properly</li> </ul>	<ul style="list-style-type: none"> <li>Participate</li> <li>Use equipment and materials properly</li> </ul>

G-06-H

**PINER MIDDLE SCHOOL BEARCATS**

**BE RESPECTFUL BE RESPONSIBLE BE SAFE**

	BE RESPECTFUL	BE RESPONSIBLE	BE SAFE
CLASSROOM	<ul style="list-style-type: none"> <li>Follow teacher's expectations</li> <li>Participate</li> <li>Seek attention appropriately</li> </ul>	<ul style="list-style-type: none"> <li>Be on time</li> <li>Come prepared to learn</li> <li>Put forth maximum effort</li> </ul>	<ul style="list-style-type: none"> <li>Use classroom materials appropriately</li> <li>Keep hands, feet and objects to yourself</li> </ul>
HALLWAY	<ul style="list-style-type: none"> <li>Keep hands and feet to self</li> <li>Voice level 0-1</li> <li>Hold doors for others</li> </ul>	<ul style="list-style-type: none"> <li>Set a good example</li> <li>During class have a pass</li> <li>Move with a Purpose</li> </ul>	<ul style="list-style-type: none"> <li>Keep to the right</li> <li>Keep hands, feet and objects to yourself</li> <li>Keep hallways clear and clean</li> </ul>
RESTROOM	<ul style="list-style-type: none"> <li>Allow for privacy</li> <li>Wait your turn</li> <li>Voice level 0-1</li> </ul>	<ul style="list-style-type: none"> <li>Use time wisely</li> <li>Go, flush, wash</li> <li>Dispose of trash properly</li> </ul>	<ul style="list-style-type: none"> <li>Report problems</li> <li>Use appropriate equipment</li> <li>Keep hands, feet and objects to yourself</li> </ul>
COLLABORATION AREAS	<ul style="list-style-type: none"> <li>Use kind words</li> <li>Follow instructions</li> <li>Participate</li> </ul>	<ul style="list-style-type: none"> <li>Be on time</li> <li>Use equipment properly</li> <li>Report problems to an adult</li> </ul>	<ul style="list-style-type: none"> <li>Follow directions</li> <li>Use equipment properly</li> </ul>
CAFETERIA	<ul style="list-style-type: none"> <li>Stay in your space</li> <li>Use kind words and actions</li> <li>Use Voice Level 0-1</li> </ul>	<ul style="list-style-type: none"> <li>Leave area clean</li> <li>Stay seated/Raise your hand for assistance</li> <li>Use good table manners</li> </ul>	<ul style="list-style-type: none"> <li>Walk with purpose to seat</li> <li>Eat your food only</li> <li>Keep hands, feet and objects to yourself</li> </ul>
LIBRARY	<ul style="list-style-type: none"> <li>Take care of books and equipment</li> <li>Allow others to read and learn</li> <li>Voice level 0-1</li> </ul>	<ul style="list-style-type: none"> <li>Put things away in their proper place</li> <li>Return materials on time</li> <li>Use time wisely</li> </ul>	<ul style="list-style-type: none"> <li>Walk at all times</li> <li>Appropriate Use of Furniture</li> <li>Keep hands, feet and objects to yourself</li> </ul>
ASSEMBLY	<ul style="list-style-type: none"> <li>Eyes and ears on speaker</li> <li>Use appropriate equipment</li> <li>Voice level 0-1 (appropriately)</li> </ul>	<ul style="list-style-type: none"> <li>Stay on task</li> <li>Use equipment and materials properly</li> </ul>	<ul style="list-style-type: none"> <li>Enter and exit quietly</li> <li>Stay in designated area</li> <li>Leave area clean</li> </ul>
BUS	<ul style="list-style-type: none"> <li>Use kind words and actions</li> <li>Voice level 0-1 (appropriately)</li> <li>Follow bus driver expectations</li> </ul>	<ul style="list-style-type: none"> <li>Enter/Exit quickly</li> <li>Keep track of your belongings</li> <li>Listen/Watch for your stop</li> </ul>	<ul style="list-style-type: none"> <li>Stay seated face forward</li> <li>Keep hands and feet to yourself</li> <li>Report problems</li> </ul>

G-06-D

**POINCIANA ELEMENTARY PANTHER CUBS**

**C U B S**

**CARING UNIQUE BALANCED SUCCESSFUL**

	CARING	UNIQUE	BALANCED	SUCCESSFUL
CLASSROOM	<ul style="list-style-type: none"> <li>Use appropriate equipment</li> <li>Listen and follow directions</li> <li>Do your best each day</li> </ul>	<ul style="list-style-type: none"> <li>Participate in class</li> <li>Encourage your friends</li> <li>Show others</li> </ul>	<ul style="list-style-type: none"> <li>Use equipment and materials properly</li> <li>Follow directions</li> </ul>	<ul style="list-style-type: none"> <li>Use time wisely</li> <li>Be prepared every day</li> <li>Stay listening and ready to go</li> </ul>
RESTROOM	<ul style="list-style-type: none"> <li>Use appropriate equipment</li> <li>Listen and follow directions</li> <li>Do your best each day</li> </ul>	<ul style="list-style-type: none"> <li>Participate in class</li> <li>Encourage your friends</li> <li>Show others</li> </ul>	<ul style="list-style-type: none"> <li>Use equipment and materials properly</li> <li>Follow directions</li> </ul>	<ul style="list-style-type: none"> <li>Use time wisely</li> <li>Be prepared every day</li> <li>Stay listening and ready to go</li> </ul>
HALLWAY	<ul style="list-style-type: none"> <li>Use appropriate equipment</li> <li>Listen and follow directions</li> <li>Do your best each day</li> </ul>	<ul style="list-style-type: none"> <li>Participate in class</li> <li>Encourage your friends</li> <li>Show others</li> </ul>	<ul style="list-style-type: none"> <li>Use equipment and materials properly</li> <li>Follow directions</li> </ul>	<ul style="list-style-type: none"> <li>Use time wisely</li> <li>Be prepared every day</li> <li>Stay listening and ready to go</li> </ul>
CAFETERIA	<ul style="list-style-type: none"> <li>Use appropriate equipment</li> <li>Listen and follow directions</li> <li>Do your best each day</li> </ul>	<ul style="list-style-type: none"> <li>Participate in class</li> <li>Encourage your friends</li> <li>Show others</li> </ul>	<ul style="list-style-type: none"> <li>Use equipment and materials properly</li> <li>Follow directions</li> </ul>	<ul style="list-style-type: none"> <li>Use time wisely</li> <li>Be prepared every day</li> <li>Stay listening and ready to go</li> </ul>
PE	<ul style="list-style-type: none"> <li>Use appropriate equipment</li> <li>Listen and follow directions</li> <li>Do your best each day</li> </ul>	<ul style="list-style-type: none"> <li>Participate in class</li> <li>Encourage your friends</li> <li>Show others</li> </ul>	<ul style="list-style-type: none"> <li>Use equipment and materials properly</li> <li>Follow directions</li> </ul>	<ul style="list-style-type: none"> <li>Use time wisely</li> <li>Be prepared every day</li> <li>Stay listening and ready to go</li> </ul>

G-06-J



EAGLE CREST ELEMENTARY EAGLES

**R I S E**

RESPONSIBLE INCLUSIVE SAFE EMPATHETIC



EAGLE CREST  
ELEMENTARY  
LEADERSHIP

G-07-A

YONCALLA ELEMENTARY EAGLES

**SOAR**

SAFETY OWNERSHIP ACCEPTANCE RESPECT & RESPONSIBILITY



YONCALLA ELEMENTARY • YONCALLA ELEMENTARY  
EAGLES

G-07-B

GEORGE C. WEIMER WILDCATS

**ROAR**

RESPONSIBLE ORGANIZED ACCEPTING RESPECTFUL



GEORGE C. WEIMER ELEMENTARY  
WILDCATS

G-07-E

**DISCOVERY**

MOSTANGS  
(BE)

RESPECTFUL • RESPONSIBLE • SAFE




DISCOVERY SCHOOL

G-07-C

STRATTON BULLDOGS

**BAR K**

BE RESPECTFUL ACT RESPONSIBLY REMEMBER SAFETY KINDNESS MATTERS



BULLDOGS

G-07-F

DISCOVERY ELEMENTARY SCORPIONS

**STING**

STAY SAFE TAKE RESPONSIBILITY INSTILL INTEGRITY NEVER GIVE UP GIVE RESPECT



DISCOVERY SCHOOL

G-07-D

ARROYO SECO ACADEMY

**PRIDE**


POSITIVE RESPECTFUL INCLUSIVE DEDICATED TO EXCELLENCE



HOME OF THE POLAR BEARS

G-07-G

Theme Posters, Banners & Plaquettes




N.E.W. ACADEMY CANOGA PARK

**DOLPHINS**

SAFE  
RESPECTFUL  
RESPONSIBLE

G-07-H

PANORAMA MIDDLE SCHOOL



**COUGARS**


PANORAMA MIDDLE SCHOOL

**ROAR**

RESPECT • ORGANIZATION  
ACHIEVEMENT • RESPONSIBILITY

G-07-J

GEORGE C. WEIMER WILDCATS




**WILDCATS**

**ROAR**

RESPONSIBLE ORGANIZED ACCEPTING RESPECTFUL

G-07-K

BROOKS ELEMENTARY BROS




**BRONCOS**

ARE  
RESPECTFUL  
RESPONSIBLE  
SAFE

G-07-L

YONCALLA ELEMENTARY • YONCALLA ELEMENTARY



**EAGLES**

YONCALLA ELEMENTARY EAGLES

**SOAR**

SAFETY OWNERSHIP ACCEPTANCE RESPECT & RESPONSIBILITY

G-07-M



Custom designed for you. You review, revise and approve everything prior to printing.

**CAFETERIA** RULES & EXPECTATIONS

THE ARCH COMMUNITY SCHOOL  
**PANTHERS**

**R**ESPECTFUL

- Respect other's space
- Wait your turn
- Keep all hands, feet and other objects to yourself
- Use polite language

**O**WNERSHIP

- Leave a clean table, chair and floor
- Keep food on tray
- Say please and thank you

**A**CCOUNTABLE

- Clean up after yourself by picking up food and trash
- Use inside voices to visit with neighbors
- Problem solve conflicts

**R**ESPONSIBLE

- Follow directions from adults
- Sit in assigned area
- Raise hand to be dismissed
- Remain seated at your table
- Eat only your food

G-08-A

**LOGO/MASCOT:** We are glad to work with your logo/mascot if you don't want to use one of ours.

**ACRONYMS:** Customized for you. ROAR, SOAR, PAWS, PRIDE or whatever you want.

**ROLE MODELS:** Choose illustrations of your mascot, children or of teenagers to visually demonstrate positive behaviors and meet PBIS posting requirements.

**RESTROOM STALLIONS** PATCH ELEMENTARY

VOICE LEVEL 0-1

**S**TRIVE TO DO YOUR BEST

- Take care of personal needs quickly

**T**AKE RESPONSIBILITY

- Keep restroom neat
- Flush
- Conserve water and paper towels

**A**LWAYS WORK TOGETHER

- Be a role model
- Take turns
- Use quiet voices

**R**ESPECT YOURSELF AND OTHERS

- Respect the privacy of others
- Wash your hands with soap

G-08-B

**HALLWAY & STAIRS** RULES & EXPECTATIONS

MOUNT PLEASANT MIDDLE SCHOOL

**T**OTAL RESPECT

- Respect all property and personal space
- Walk quietly
- Take pride in the appearance of the building

**E**FFORT & OWNERSHIP

- Get your materials and walk directly to your destination
- Keep your locker organized
- Must have a pass if it is not passing time
- Use appropriate language

**A**TTITUDE

- Use quiet greetings
- Encourage and support positive behaviors
- Help others

**M**ENTAL & PHYSICAL SAFETY

- Walk on the right and keep moving
- Keep hands and feet to yourself
- Keep your locker closed and locked when not in use

F-08-C

Voice levels can be added to each poster.

Spanish and dual language versions available.

**Hallway/Pasillo** RULES/EXPECTATIONS

RIVERWOOD ELEMENTARY  
**RASCALS**

VOICE LEVEL 0

**Be Respectful/Sé Respetuoso**

- Level 0 voice
- Nivel de voz 0
- Keep hands, feet and objects to self
- Mantén tus manos, pies y objetos controlados
- Be quiet
- Se quietos

**Be Responsible/Sé Responsable**

- Go directly to your destination
- Ve directo a tu destino
- Ignore distractions
- Ignora las distracciones

**Be Safe/Mantente Seguro**

- Stay to the right
- Mantente en la derecha
- Eyes and body facing forward
- Ojos y cuerpo viéndolo al frente
- Walking feet
- No correr

G-08-D





**RESTROOM** RULES/EXPECTATIONS

**ANNA KYLE ELEMENTARY EAGLES**

**S**AFE

- Follow restroom rules
- Wash your hands
- Keep hands, feet, eyes, and objects to yourself

**O**PEN MINDED

- Look for ways to keep restroom clean

**A**CCOUNTABLE

- Return to class quickly
- Tell staff about restroom issues
- Use your designated grade level restroom

**R**ESPECTFUL

- Keep hands, feet, eyes, and objects to yourself
- Follow voice rubric
- Place trash in garbage can

G-09-A

Cartoon style logo by Mascot Junction with mascot illustrations used for role modeling behavior.

**MPR/CAFETERIA** RULES & EXPECTATIONS

**MAMMOTH ELEMENTARY HUSKY PUPS**

**P**RACTICE RESPECT & RESPONSIBILITY

**P**RACTIQUEN EL RESPETO Y LA RESPONSABILIDAD

**A**CCEPT OTHERS

**ACEPTEN A LOS DEMÁS**

**W**ORK TO SUCCEED

**TRABAJEN PARA TRIUNFAR**

**S**HOW KINDNESS

**MUESTREN AMABILIDAD**

G-09-B

Logo provided by school with diverse children illustrations used for role modeling. Dual language.

**CLASSROOM EXPECTATIONS**

**COPE MIDDLE SCHOOL EAGLES**

**S**AFE

- Follow the classroom rules
- Keep your hands and feet in your space
- Make others feel comfortable and welcomed in the things you say and do
- Use positive language and responses toward others

**O**RGANIZED

- Have your materials ready at the beginning of class
- Use your agenda daily
- Maintain a clean, orderly backpack and binder
- Clean up after yourself

**A**CCOUNTABLE

- Arrive on time to class, ready to learn
- Use time effectively in class
- Be responsible for absent and missing assignments
- Take responsibility for your actions and your grades

**R**ESPECTFUL

- Be polite, tolerant, and accepting of others
- Follow instructions
- Respect the rights and property of students and staff
- Allow everyone the opportunity to learn and feel safe

G-09-C

Logo provided by school with diverse teenager illustrations used for role modeling behavior.

**CAFETERIA** RULES/EXPECTATIONS

**DISCOVERY SCHOOL SCORPIONS**

**S**TAY SAFE

- Follow directions
- Remain seated
- Walk

**T**AKE RESPONSIBILITY

- Clean up
- Problem solve
- Ask permission

**I**NSTALL INTEGRITY

- Eat only your food
- Include others
- Good manners

**N**EVER GIVE UP

**G**IVE RESPECT

- Inside voices
- Safe hands and feet
- Polite language

G-09-D

Logo provided by school with words only to describe behavior.

**PLAYGROUND** RULES/EXPECTATIONS

**ROOSEVELT ELEMENTARY SCHOOL BEARS**

**R**ESPECTFUL

- Take turns
- Invite others to play
- Speak kindly to others
- Follow directions given by adults

**R**ESPECTFUL

- Demonstrate good sportsmanship
- Dress for the weather
- Throw trash in trash cans
- Do not take food outside for recess

**S**AFE

- Use equipment appropriately
- Avoid dangerous activities
- Keep hands, feet, and other objects to yourself
- Report accidents to the playground supervisors

G-09-E

Logo provided by school with mascot illustrations used for role modeling behavior. + Voice Levels

**RESTROOM** RULES/EXPECTATIONS

**FLORY ACADEMY OF SCIENCES AND TECHNOLOGY FALCONS**

**S**AFE

- Keep water in the sink
- One person per stall
- Only flush appropriate items

**O**N TASK

- Use restroom in a timely manner
- Leave when finished
- Wait your turn

**A**CCOUNTABLE

- Remember to flush
- Wash and dry your hands
- Leave the restroom clean when finished

**R**ESPECTFUL

- Keep hands, feet, body, and objects to yourself
- If the door to the stall is closed, knock
- Use appropriate voice level

G-09-F

Graphic style logo by Mascot Junction with diverse children illustrations used for role modeling.

**RESTROOM** RULES & EXPECTATIONS

**ST. JOE SCHOOL BEARS**

**P**UNCTUAL & POSITIVE

- Respect privacy
- Use manners

**R**ESPECTFUL & RESPONSIBLE

- Respect the privacy of others
- Voice level 2

**O**RDERLY & OBSERVANT

- Report problems to an adult
- Clean up your mess

**W**ILLING & WORKING

- Avoid hanging out
- Go, Flush, Wash

**L**IFE LONG LEARNERS

- Maintain personal cleanliness
- Cleanliness of facilities

G-09-G

Main mascot by school with custom-colored mascot illustrations (by MJ) for role modeling.

**CAFETERIA** RULES & EXPECTATIONS

**OLD RIVER ELEMENTARY SCHOOL WRANGLER**

**B**E RESPONSIBLE

- Clean up after yourself
- Walk or sit neat
- Eat your own food

**O**PERATE SAFELY

- Remain seated and aware
- Walk or sit neat
- Eat your own food

**O**WN YOUR ACTIONS

- If you drop something, pick it up
- If you drop something, pick it up

**T**AKE INITIATIVE

- If you see something on the floor pick it up

**S**HOW RESPECT

- Talk quietly
- Follow adult's directions

G-09-H

Logo provided by school with diverse human mascot illustrations used for role modeling behavior.

**CAFETERIA** RULES/EXPECTATIONS

**GEORGE C. WEIMER WILDCATS**

**R**ESPECTFUL

- Clean up after yourself
- Stay in your seat with your feet under the table
- Raise your hand when you need something

**O**RGANIZED

- Walk at all times
- Take time to chew your food
- Only eat your food

**A**CCCEPTING

- Use friendly words
- Help others when ok to do so

**R**ESPECTFUL

- Chew with your mouth closed
- Keep hands/feet to yourself
- Use whisper voices
- Say, "Please and Thank you"

G-09-J

Using your mascot as a role model is a great way to create a sense of community and inclusiveness.

**HALLWAYS** RULES/EXPECTATIONS

**VAN HORN ELEMENTARY VIKINGS**

**P**URPOSE

- Know where you are going
- Line up and walk in a silent, single line

**R**ESPECT

- Use quiet voices
- Keep your hands, feet, and objects to self

**I**NTEGRITY

- Stay to the right
- Have a pass
- Properly store your belongings

**D**ISCIPLINE

- Eyes off body forward
- Walk
- Line up and walk in a silent, single line

**E**MPATHY

- Help pick up any litter
- Honor others' personal space
- Use quiet voices

G-09-K

**PLAYGROUND** RULES/EXPECTATIONS

**MCKINLEY EAGLES**

**S**AFE

- Follow directions from adults
- Walk at all times
- Eat only your food

**O**WN YOUR ACTIONS

- Leave a clean table, chair and floor

**A**CT RESPONSIBLY

- Sit with feet under table
- Use an indoor voice
- Raise your hand for help

**R**ESPECT PEOPLE & PROPERTY

- Respect other's space
- Use kind words and actions

G-09-L

Horizontal layouts are often better for larger banners (6ft x 4ft) to tie to a playground's four-foot tall chain link fence, or hang on a cafeteria or gymnasium wall.



## Welcome Banners

**WELCOME AND CONGRATULATIONS! BERKSHIRE ELEMENTARY STUDENTS**

You are now an Eagle, with Eagle FRIENDS, and part of our Eagle COMMUNITY. We have Eagle rules, and an Eagle way of doing things. So when you make a DECISION ask, "What would an Eagle do?" You'll make a good CHOICE, get a good RESULT, and enjoy a GOOD TIME.

**Welcome Message**

BERKSHIRE ELEMENTARY • BERKSHIRE ELEMENTARY

**EAGLES**

Every day is a GREAT day to be an EAGLE!

G-10-A

**Welcome Inclusive**

BERKSHIRE ELEMENTARY • RIVERDALE ELEMENTARY

**RAVENS**

G-10-B

**WELCOME TO MADISON MIDDLE SCHOOL**

**Welcome Simple**

MADISON MIDDLE SCHOOL

**MONARCHS**

G-10-C

Our most popular items. Our Welcome Banners and Posters create a sense of community, inclusiveness and provide a framework for making good decisions.

Did you know that **97%\*** of people remember what their high school mascot was; and will **remember it for life!**

Why? Because it's part of their personal history, and how they see themselves. It's part of their **self-image**. That's why using mascots as a memory hook for teaching **core values** works so well.

They stick with the child and become **guiding principals for life!**

\*The other 3% were home schooled and/or didn't have a mascot at their school. These were the results of a survey taken in 2019.

## Welcome Posters

**WELCOME AND CONGRATULATIONS!**

You are now a Bobcat, with Bobcat FRIENDS, and are part of our Bobcat COMMUNITY. We have Bobcat rules, and a Bobcat way of doing things. So when you make a DECISION ask, "What would a Bobcat do?" You'll make a good CHOICE, get a good RESULT, and enjoy a GOOD TIME.

**Every day is a GREAT day to be a BOBCAT!**

G-10-D

**PATTERSON ELEMENTARY**

**PANDAS**

**Welcome Inclusive**

Word cloud with 'Welcome' in multiple languages.

G-10-E

**WELCOME TO BEARDSTOWN MS/HS**

**TIGERS**

JBS

G-10-F

Welcome Message

Welcome Inclusive

Welcome Simple



## Ceiling Signs



G-11-A



Order individually or in sets of 3, 4 or 5.

Two-sided printing with grommets in upper corners.

## Pole Banners

- Two-sided printing
- Universal mounting hardware w/arms & brackets
- 24" x 48"



G-11-B

G-11-C


G-11-D

G-11-E

## Photo Recognition Marquees

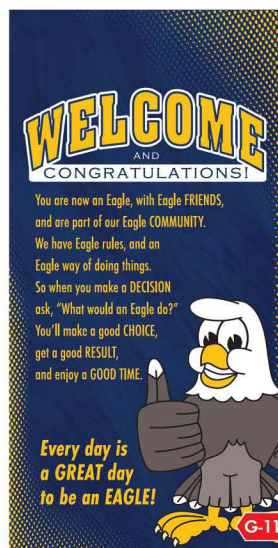
Features an acrylic frame for holding an 8" x 10" photo.

Size: 16" x 30"



G-11-F

## Champ Style Banners



G-11-G

Square



G-11-H

Pennant



G-11-J

Swallow Tail




# Ways to use your mascot as a role model and

**Pledge Posters** Give us your pledge or use one of the many featured on our web site.

## JAGUAR PLEDGE

I pledge today to do my best in reading, math, and all the rest. I promise to obey the rules, in my class and in our school. I'll respect myself and others too. I'll expect the best in all I do, I am here to learn all I can, to try my best and be all I am.



G-12-A

I am a tiger, hear me roar! We are tigers, we stand for:


**Respectful  
Organized  
Attentive  
Responsible**



G-12-B

**TODAY I WILL :**

**L**ead by Example  
**E**ncourage Self and Others  
**A**ct Responsibly  
**R**espect Everyone  
**N**ever Give Up



G-12-C

I am an eagle, watch me soar! We are eagles, we stand for:

**Safety  
Ownership  
Action  
Respect**




G-12-D

## Word Cloud Posters

### RESPECT

I am a Wildcat, therefore I am:

Listening, Accepting, Paying Attention, Honorable, Proud, Dutiful, Tolerant, Value, Administering, Dignified, Mannerly, Appreciative, Polite, Taking Care




G-12-E

### SAFETY

I am a Wildcat, therefore I am:

Trustworthy, Careful, Discreet, Wise, Alert, Proactive




G-12-F

### TRUSTWORTHINESS

I am a Wildcat, therefore I am:

Sincere, Honest, Credible, Responsible, Selfless, Thoughtful, Civil, Reliable, Career




G-12-G

### CARING

I am a Wildcat, therefore I am:

Thoughtful, Helpful, Kind, Tolerant, Understanding, Sensitive



G-12-H

### INTEGRITY

I am a Wildcat, therefore I am:

Honest, Fair, Responsible, Wise, Thoughtful, Knowledgeable, Respectful, Courageous, Integrity




G-12-J

### CITIZENSHIP

I am a Wildcat, therefore I am:

Law Abiding, Responsible, Engaged, Knowledgeable, Respectful, Civic, Informed




G-12-K

Great for teaching character traits. Focus on one trait each month and discuss the synonyms and their various meanings and applications.

### RESPONSIBLE

I am a Wildcat, therefore I am:

Doing the right thing, Informed, Responsible, Taking Action, Stepping Up, Dependable




G-12-L

### HONESTY

I am a Wildcat, therefore I am:

Truthful, Open, Moral, Straight Forward, Fair, Righteous, Respectful, Ethical, Frank




G-12-M

### LEADERSHIP

I am a Wildcat, therefore I am:

Visionary, Goal Oriented, Resolute, Wise, Moral, Careful, Persistent, Fair




G-12-N

### PERSEVERANCE

I am a Wildcat, therefore I am:

Dedicated, Goal Oriented, Motivated, Resilient, Unyielding, Confident, Persistent




G-12-O

### FAIRNESS

I am a Wildcat, therefore I am:

Empathetic, Equal, Just, Legitimate, Fair, Open Minded, Frank




G-12-P

### POSITIVE

I am a Wildcat, therefore I am:

Confident, Persistent, Resilient, Happy, Optimistic, Fun, Solution Oriented



G-12-Q

## Mission Statement Poster

**NEW!**



PINEVILLE INDEPENDENT

# P.R.I.D.E

The mission of the Pineville Independent School System is to create a learning environment which contributes to the comprehensive development of ALL students. Through a cooperative effort, the district and community will utilize all available resources to enable our students to become successful and productive citizens.

G-12-R

Give students, staff and parents a daily reminder of your mission to build a vibrant school culture.

## Wash Your Hands

20 SECONDS

# WASH YOUR HANDS!



G-12-S

WASH YOUR HANDS!

6" x 4"




G-12-T

Wash Your Hands posters and stickers help remind students to fight germs with clean habits.

## Superpower Poster

# I AM AN EAGLE SUPERPOWER IS LEARNING!




MY BRAIN GETS STRONGER EVERY TIME I LEARN!

G-12-U

Factoids like "My brain fires 20 million billion times every second," help students realize their incredible potential. Nothing can stop a child that wants to learn. Put your students on a path to super success!

## What Would Poster

# WHAT WOULD A SPARTAN DO?



G-12-V

Great for improving decision making. Gives kids a visual and engaging framework they can relate to - their mascot!




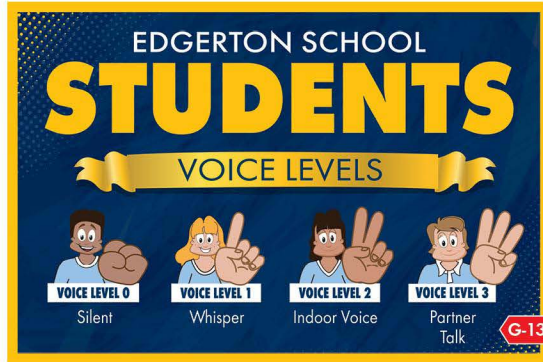
# create a highly engaging and inclusive culture.

## Customized for you

Choose from hand signals by students or by your mascot. Each Voice Level poster is also customized with your wording, number of levels, school colors and name.

Voice levels can also be reflected on Rule Posters for different areas of your school. See page 8.

## Voice Level Posters



## When to say "NO!"

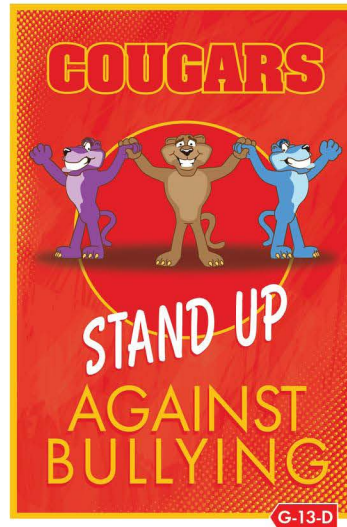
While we try to express things in a positive way, there are times when it's OK to say "No." These posters help you create a culture that is safe and inclusive by giving students guidelines on when to stand up, speak out and draw a line.



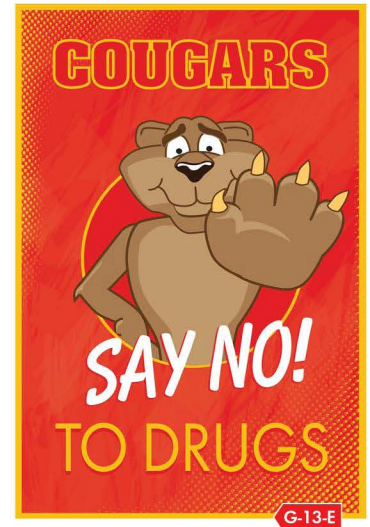
## See Something Poster



## Anti-Bullying Poster



## Say No To Drugs Poster



## Emotion Management

Use the **Feelings** poster to help students identify their emotional state so you can have a starting point for discussions.

The **Calm Down** poster gives students a handy tool for controlling their emotions.

**Feel Good** posters show students how they can feel good about themselves by simply following the example shown by their mascot. See examples of all 10 online.

## Feelings Poster



## Calm Down Poster



## Feel Good Posters



## Hallway Street Signs

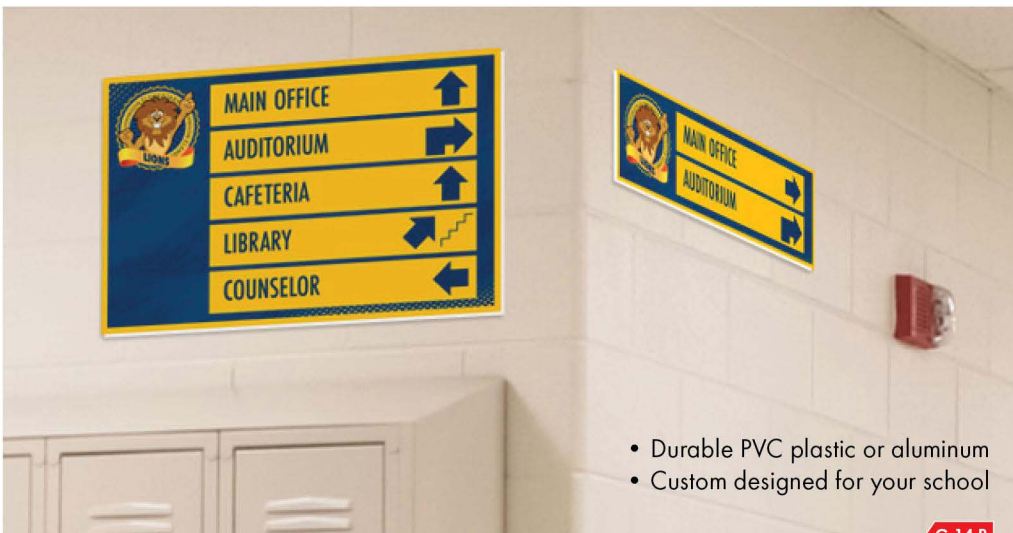


Pictured: two-sided printing w/wall brackets



- Choose from plastic or aluminum - 24" x 6"
- Customized with your words, colors, mascot or logo
- Standard one-sided printing
- Optional two-sided printing w/wall brackets

## Directory Signs




- Durable PVC plastic or aluminum
- Custom designed for your school



## Room Signs

**NEW!**



- Easy to change and update
- Print your own inserts
- Durable, high-quality design
- Customized with your school colors, logo, mascot & name
- Lightweight
- Mounts easily with double-sided mounting tape

Insert with name, grade and room # here.

## Printed Runner w/Solid Table Cloths

Full-color printed runner with solid-colored table cloth (choose from 6 colors)



G-15-D



## Printed Table Cloths




G-15-E

Full-color printing on entire table cloth

## Banner Stands

Custom designed with any message you want.



G-15-F

## Photo Backdrops

Great for any school function

- Graduations
- PTA/PTO meetings
- Dances
- Award ceremonies
- Carnivals
- Video conference events
- Fundraisers



G-15-C Style C: School Header



G-15-B Style B: Big Logo



G-15-A Style A: Step-&Repeat

## Selfie Frames

- Customized with your words, colors and mascot
- Includes 10 messages (five two-sided frames)
- Includes 5 Photo Bombies (mascot head or logos)

- 24" x 24" on pre-cut coroplast
- Customized with your words, colors and mascot
- Photo Bombies also sold separately

### Customized Set



### Celebration Set Features your mascot!




## Forever Calendars Dry Erase Wall Stickers



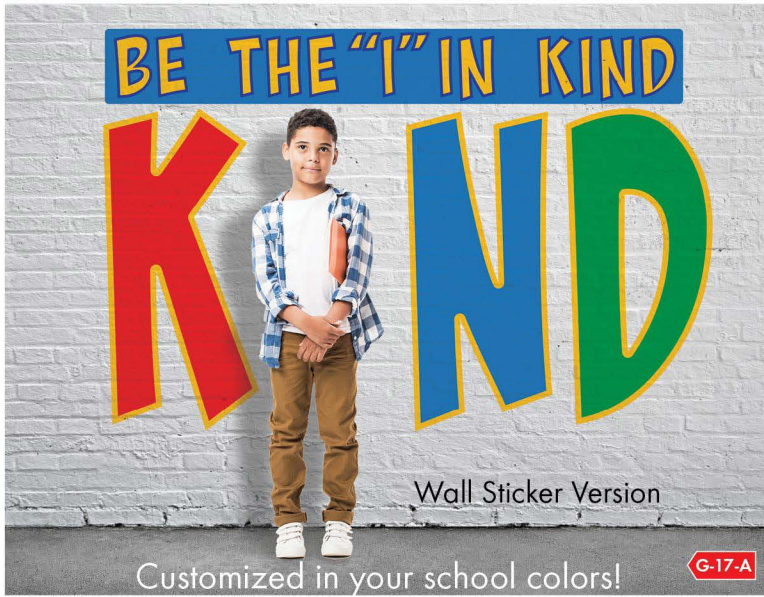
- Dry-erase adhesive wall sticker
- For indoor applications: 24" x 18" or 36" x 27"
- Customized with your colors, school name and mascot/logo

## Wall Talkers Dry Erase Wall Stickers



- Dry-erase adhesive wall sticker
- For indoor applications: 36" x 18"
- Features your mascot or logo





Wall Buddy™ Wall Stickers



# Door Decals



Standard size is 24" x 6" - fits most restroom stall doors. Custom sizes available upon request.

## Reduce incidents of bullying as much as 90%.

In a recent study, one inner-city school documented the impact of decorating their restrooms with positive messages, and the results were astounding. Incidents of bullying were primarily occurring in the restrooms. Over the course of one semester, administrators reported 32 incidents. During the holiday break, they decorated each restroom with positive affirmations and cheerful designs. The following semester, they documented one single incident of bullying in the same areas - more than a 90% decline in incidents. Since then, the school expanded its positive messaging into stairwells and is seeing similar positive results throughout the entire school.

Your Colors  
Your logo



Mascot Style - Set 1 **G-18-A**

Mascot Style - Set 2 **G-18-B**

Graphic Style - Set 1 **G-18-C**

Graphic Style - Set 2 **G-18-D**



# POSITIVE MESSAGE Stickers for Walls, Floors & Doors

- Transform your school climate
- Reduce incidents of bullying
- Create a positive learning environment
- Customized with YOUR mascot (Style 1)
- 3 sizes available - see size charts online
- For walls, floors and doors
- Die-cut for easy application



The samples shown depict custom sized stickers that are larger than our Jumbo size. Please refer to Size Charts online.

## STYLE 1



**STYLE 1** is customized with a kid-friendly version of your mascot.

G-19-A

## STYLE 2



**STYLE 2** features retro designs and is a popular choice for those who don't want a mascot featured.

G-19-B

# WORLD OF OPPORTUNITIES Wall Stickers

Show kids the world of opportunities available to them through education.

- Customized with YOUR mascot and school colors
- 3 sizes available
- For indoor or outdoor walls
- Die-cut for easy application
- Provide students with direction
- Inspire students to reach higher
- Weave career paths into your school culture



4ft x 1ft  
8ft x 2ft (shown)  
12ft x 3ft



G-19-C



# Stair Stickers: Indoor & Outdoor, Custom-Designed

Logo Stair Stickers



Grammar Stair Stickers




Theme Stair Stickers



Book Stair Stickers



Multiplication Stair Stickers



STYLE 1

STYLE 2



# If you can imagine it, we can bring it to life!

Stair stickers are an excellent way to give students repeated exposure to things you want to teach them, whether it's basic math, grammar, PBIS themes, character traits or SEL messages.

All stair stickers are **custom designed**. Count your stairs, measure their width and height, and tell us what you want on each. We'll bring your vision to life!

## Fraction Stair Stickers G-21-A

1+1=2	1+2=3	1+3=4	1+4=5
2+2=4	2+3=5	2+4=6	2+5=7
3+3=6	3+4=7	3+5=8	3+6=9
4+4=8	4+5=9	4+6=10	4+7=11
5+5=10	5+6=11	5+7=12	5+8=13
6+6=12	6+7=13	6+8=14	6+9=15
7+7=14	7+8=15	7+9=16	7+10=17
8+8=16	8+9=17	8+10=18	8+11=19
9+9=18	9+10=19	9+11=20	9+12=21
10+10=20	10+11=21	10+12=22	10+13=23

## Word/Numbers Stair Stickers G-21-D

12. twelve	◆◆◆◆◆◆◆◆◆◆
11. eleven	■ ■ ■ ■ ■ ■ ■ ■ ■ ■
10. ten	▲ ▲ ▲ ▲ ▲ ▲ ▲ ▲
9. nine	♥ ♥ ♥ ♥ ♥ ♥ ♥ ♥
8. eight	● ● ● ● ● ● ● ●
7. seven	▲ ▼ ▲ ▼ ▲ ▼ ▲
6. six	◆ ◆ ◆ ◆ ◆ ◆
5. five	★ ★ ★ ★ ★
4. four	● ● ● ●
3. three	◆ ◆ ◆
2. two	■ ■
1. one	●

## Money Stair Stickers G-21-B

\$0.55	TWO QUARTERS & ONE NICKEL	55¢
\$0.50	TWO QUARTERS	50¢
\$0.45	FOUR DIMES & ONE NICKEL	45¢
\$0.40	FOUR DIMES	40¢
\$0.35	ONE QUARTER & ONE DIME	35¢
\$0.30	ONE QUARTER & ONE NICKEL	30¢
\$0.25	ONE QUARTER	25¢
\$0.20	TWO DIMES	20¢
\$0.15	ONE DIME & ONE NICKEL	15¢
\$0.10	ONE DIME	10¢
\$0.05	ONE NICKEL	5¢
<b>LET'S COUNT BY 5'S</b>		

## Fraction Stair Stickers G-21-C

1.00	1	100%
0.75	3/4	75%
0.5	1/2	50%
0.33	1/3	33%
0.25	1/4	25%
0.20	1/5	20%
0.125	1/8	12.5%
0.10	1/10	10%
0.083	1/12	8.3%
0.05	1/20	5%
0.00	0	0%
<b>LET'S PRACTICE</b>		

## We Are Stair Stickers G-21-E

WE DO OUR BEST
WE GIVE HUGS
WE ARE GRATEFUL
WE DREAM BIG
WE USE KIND WORDS
WE ARE FAMILY
WE RESPECT EACH OTHER
WE OWN UP TO OUR MISTAKES
WE ASK FOR PERMISSION
WE REPORT PROBLEMS TO TEACHERS
WE PLAY NICELY
WE KEEP OUR PROMISES
WE MAKE MISTAKES
WE SAY I'M SORRY

## Inclusive Welcome Stair Stickers G-21-F

WELCOME
DA'ANZHO
ULIHELISDI
BEM-VINDA
مرحباً
BIENVENUE/BIENVENU
BIENVENIDAS/BIENVENIDOS
VÄLKOMMEN
ようこそ
환영
KARIBU
WAMUKELEKILE
SELAMAT DATANG



# A-Frame Signs




These dual purpose signs can feature a dry-erase surface on one side for welcoming guest to special events, and a permanent message/ graphics on the reverse side. A popular choice is to feature safety rules for the drop-off and pick-up area, so you can place them on the sidewalk, where everyone can see them. Extra inserts are available.



# Yard Signs

**NEW!**



Sequential road-side signs reinforce your pledge, slogan or a popular cheer!

Extend the reach of your school culture with yard signs that make every student feel recognized and appreciated.

Customized with student names and numbers.

- Graduation
- Honor Roll
- Team member recognition
- Proud Home Of A...



Extend the reach of your PBIS theme into the surrounding community with Sequential Road-Side signs.



Hook-&-loop seam enables banners to be used over and over. Poles included. Various sizes available. Learn more at mascotjunction.com

**BULLDOGS**  
ARE  
**RESPONSIBLE**

**BULLDOGS**  
ARE  
**RESPECTFUL**

**BULLDOGS**  
ARE  
**SAFE**

**WELCOME TO YALE**  
ELEMENTARY SCHOOL

**YALE** ELEMENTARY SCHOOL

**G-23-E**

Put your core values out where everyone can see them!

- 5ft x 3ft
- 6ft x 4ft
- 8ft x 5ft



Spirit Flags




G-23-B



G-23-C

Pole Flags



- One or two-sided printing
- 3ft x 2ft
- 5ft x 3ft
- 6ft x 4ft
- Custom sizes available

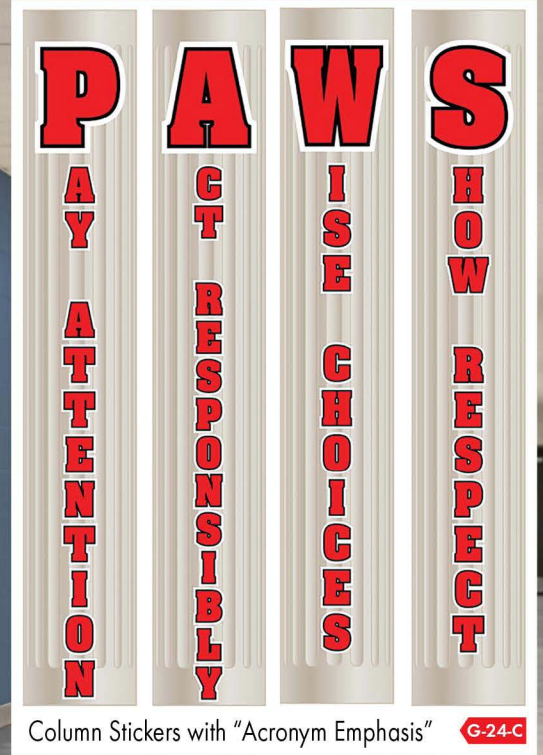
G-23-D





Column Stickers

G-24-A



Column Stickers with "Acronym Emphasis"

G-24-C

Logo Floor Stickers



G-24-B

Special adhesive material available for outdoor applications on concrete, asphalt, brick or block.

Logo Wall Stickers



G-24-D

G-24-F

G-24-E

G-24-G

See more Stair Sticker examples on pages 20 and 21.



G-24-H




- Pre-cut decals - no tedious scissor work
- For all types of floors, indoor and outdoor



**See more!**

There's too many to fit into our catalog so please visit us online at [MascotJunction.com](http://MascotJunction.com)



Nature Quest combined with Nature Rope Quest.

# Window Perfs

An extra layer of security!

They can't see in but you can see out

During daylight hours, perfs block visibility through exterior windows from the outside-in. For interior window solutions (office-to-hallway, etc.), visit [mascotjunction.com/window-perfs/](http://mascotjunction.com/window-perfs/) to find the best solution.



Window perfs are easy to install, and we make it even easier by providing a Perf Map with corresponding letter codes for each piece to help with organization.



Watch the installation video!



Visit [MascotJunction.com /window-perfs/](http://MascotJunction.com/window-perfs/)





Nationwide provider  
of window perfs for  
educational  
facilities.



## Shirts



G-28-A



G-28-H



G-28-J

## Lanyards



G-28-B

## Magnets



G-28-D

Magnetic bus safety rules



G-28-E


Magnetic car identifiers




G-28-F

Magnetic oval or rectangle bumper stickers

## Postcards



G-28-C



Extend the reach of your communications into the home with postcards. Make students feel appreciated while keeping mom and dad in the loop.

- Custom designed with your mascot/logo, colors & message
- Size: 6" x 4", printed front & back
- Quantities: 250, 500, 1,000 or 2,000

## Wash Your Hands Stickers



6" x 4"

G-28-D

## Award Certificates




G-28-G

Each certificate features your mascot demonstrating what the award is for.

Choose from two editable Award Certificate (Powerpoint) templates. Simply type in the student's name and print a colorful certificate.

Parking Passes



G-29-A



G-29-B

Water Bottles



G-29-C

Pennants



G-29-D

Stadium Cups

Wrist Bands



G-29-T



G-29-F

Cinch Sacks



G-29-G

Stickers



G-29-E

Bumper Stickers



G-29-J



G-29-K



G-29-L



G-29-M



G-29-N



G-29-P

Temporary Tattoos



G-29-Q

Bookmarks



G-29-H

Rulers



G-29-R

Pencils & Pens



G-29-S



G-29-U



## Costumes & Accessories


### Our Costumes:

- Have good ventilation.
- Come with a cooling fan.
- Have good vision panels.
- Are made in America.
- Replacement parts (shoes, feet, hands) are available.



## Pole Banners

- Two-sided printing
- Universal mounting hardware w/arms & brackets
- 24" x 48"



G-30-A



G-30-B



G-30-C

## Cut-Out Standees



G-30-D

## Paw Print Stickers

- Walls & floors
- Indoor & outdoor
- Custom designed



G-30-E



G-30-F



G-30-G



G-30-H



G-30-J

- Choose from 180+ mascots!
- Custom standees available
- Folding stand on back
- Made of 1/4" thick foam core
- Size varies according to mascot





G-15-D

- 14 feet tall
- Single-sided or double-sided

Commercial grade mats customized with your school's logo and color.


**Nylon Mat -**

- Indoor low traffic
- Mold, mildew & stain resistant
- Non-slip rubber backing
- Full color printing
- Washable



**Berber Inlay -**

- Indoor entryway
- Stain & UV resistant
- Vinyl nosing for smooth transition
- For heavy traffic areas/entrances
- Multi-color graphic inlays



**Scraper Mat -**

- Outdoor
- Durable nitrile rubber
- Cleated surface for scraping dirt
- Full color printing

