

MASCOT JUNCTION®

CUSTOM DESIGNED POSTERS, BANNERS & SIGNS



It starts here!

WELCOME AND CONGRATULATIONS!

You are now a Viking, with Viking FRIENDS,
and are part of our Viking COMMUNITY.

We have Viking rules, and a
Viking way of doing things.

So when you make a DECISION
ask, "What would a Viking do?"
You'll make a good CHOICE,
get a good RESULT,
and enjoy a GOOD TIME.

**Every day is
a GREAT day
to be a VIKING!**



Welcome Posters

I am a Viking
through and through!
As a Viking,
I pledge to:

Have **PURPOSE**
Have **RESPECT**
Have **INTEGRITY**
Have **DIVERSITY**
Have **EMPATHY**



Pledge Posters

5 Reasons to use your mascot as a role model:

- Get enthusiastic buy-in
- Create a strong sense of community
- Nurture an inclusive culture
- Shape a highly engaging learning environment
- Use visual examples for all reading levels

Only Mascot Junction has 30,000 illustrations of kid-friendly mascots
designed specifically for teaching positive behavior.

	PURPOSE	RESPECT	INTEGRITY	DISCIPLINE	EMPATHY
RESTROOM	• Go, flush, wash • Exit	• Respect others' privacy • Keep your hands, feet, and objects to self	• Use equipment and supplies properly • Report problems to an adult • Use time wisely	• Throw trash away properly • Use time wisely	• Wait your turn • Use kind words
HALLWAYS	• Go where you are going • Use your hands, feet, and objects to self	• Keep your hands, feet, and objects to self	• Go to the right • Use your hands, feet, and objects to self	• Go to the right • Use your hands, feet, and objects to self	• Help pick up any time • Use kind words
CLASSROOM	• Go to the right • Use your hands, feet, and objects to self	• Keep your hands, feet, and objects to self	• Go to the right • Use your hands, feet, and objects to self	• Go to the right • Use your hands, feet, and objects to self	• Help pick up any time • Use kind words
CAFETERIA	• Go to the right • Use your hands, feet, and objects to self	• Keep your hands, feet, and objects to self	• Go to the right • Use your hands, feet, and objects to self	• Go to the right • Use your hands, feet, and objects to self	• Help pick up any time • Use kind words
PLAYGROUND	• Go to the right • Use your hands, feet, and objects to self	• Keep your hands, feet, and objects to self	• Go to the right • Use your hands, feet, and objects to self	• Go to the right • Use your hands, feet, and objects to self	• Help pick up any time • Use kind words
BUS	• Go to the right • Use your hands, feet, and objects to self	• Keep your hands, feet, and objects to self	• Go to the right • Use your hands, feet, and objects to self	• Go to the right • Use your hands, feet, and objects to self	• Help pick up any time • Use kind words
ASSEMBLY	• Go to the right • Use your hands, feet, and objects to self	• Keep your hands, feet, and objects to self	• Go to the right • Use your hands, feet, and objects to self	• Go to the right • Use your hands, feet, and objects to self	• Help pick up any time • Use kind words

Matrix Posters

HALLWAYS
VAN HORN ELEMENTARY
VIKINGS

BATHROOM
VAN HORN ELEMENTARY
VIKINGS

PURPOSE
• Go, flush, wash
• Exit

RESPECT
• Respect others' privacy
• Keep your hands, feet, and objects to self

INTEGRITY
• Report problems to an adult
• Use equipment and supplies properly
• Use time wisely

DISCIPLINE
• Throw trash away properly
• Use time wisely

EMPATHY
• Wait your turn
• Use kind words

Excellence in Respect
This certificate is proudly presented to
Kathy Whit
at
Van Horn Elementary
Congratulations
Keep up the good work!
Presented by _____ Date _____

Rule Posters

Award Certificate Templates

VAN HORN ELEMENTARY
P.R.I.D.E.
PURPOSE RESPECT INTEGRITY DIVERSITY EMPATHY

VIKINGS

Theme Banners

VAN HORN ELEMENTARY
VIKINGS
VOICE LEVELS

VOICE LEVEL 0 Silent
VOICE LEVEL 1 Whisper
VOICE LEVEL 2 Indoor Voice
VOICE LEVEL 3 Partner Talk
VOICE LEVEL 4 Outdoor

Voice Level Posters



Retractable
Banner Stands




Wall Stickers

Ceiling Signs

Floor Stickers



Window Perfs



Pole Banners



Table Cloth & Runner



A-Frame Signs

Bundle & Save!



Visit MascotJunction.com
for details



Ordering is easier than ever because of our new online quote system. It works like a shopping cart and gives you instant quotes.

1. Get a quote at **shop.mascotjunction.com**.
2. Use the quote to create a PO and send it to us.
4. We begin the design process upon receiving your PO and send you proofs via e-mail.
5. Revisions and proofs are sent back and forth until everything is to your satisfaction and approved.
6. Sit back and wait for your packages to arrive!

FAQs

Q: Can we use your school's existing mascot, or logo, instead of one from Mascot Junction?

A: Yes.

Q: How long does it take to fill an order and get delivered?

A: Generally, it takes 3 to 6 weeks to fill most orders. Every order is different, and some products take longer than others.

Q: How do I get Mascot Junction set up as a vendor?

A: Please e-mail your request, and any pertinent forms or links to info@mascotjunction.com.

Q: Do I have to register to use the quote system?

A: Yes. Registration helps us capture information necessary to fill your order, like your school colors, mascot choice, etc., plus it makes it possible to revise quotes without starting from scratch. Please keep track of your user name and password.

Q: How can I revise a quote?

A: Log in to your account at shop.mascotjunction.com and click on My Account, then Quotes. Click on the Order Number, then click "Order Again." This creates a duplicate order that allows you to add, subtract or modify.

G-06-A

Catalog reference numbers are provided to help you communicate with us about specific examples you like.

1. Choose Your Mascot:

We have more than 200 mascots, and 30,000 illustrations we created for the purpose of teaching positive behavior. We use these illustrations to custom design posters, banners and other products to support PBIS, SEL, STEM and Character Education programs.

We have kid-friendly mascots for elementary schools, and graphic mascots/logos for older students.

We are also glad to work with your existing mascot or logo.



Find your mascot at MascotJunction.com





2. Choose Your Logo:

A. Cartoon-Style by Mascot Junction



B. Graphic-Style by Mascot Junction



C. Provided by you. We are glad to work with a logo or mascot provided by you. If you need your mascot or logo redesigned, we are glad to do that too.



3. Choose Your Role Models:

Choose the type of role model to visually demonstrate positive behaviors:

A. Mascot by Mascot Junction



B. Children



C. Teenagers



D. Words only



Matrix Posters & Banners - For Your Whole School

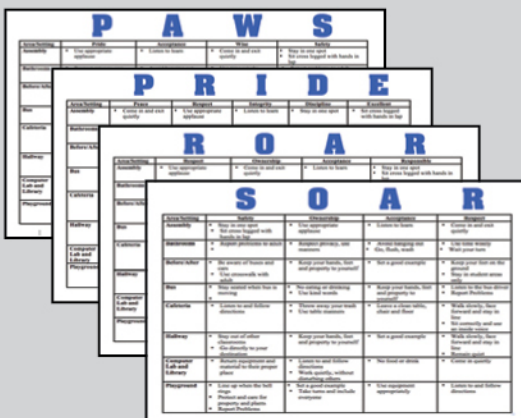
SOAR				
ASSEMBLY	<ul style="list-style-type: none"> Stay in one spot Set cross legs with hands in lap or fully seated on our bottoms in bleachers 	<ul style="list-style-type: none"> Use appropriate applause, language and voice volume 	<ul style="list-style-type: none"> Listen to learn Set a good example 	<ul style="list-style-type: none"> Car Be
BATHROOMS	<ul style="list-style-type: none"> Report problems to adult Use soap & water to wash hands Use equipment properly 	<ul style="list-style-type: none"> Respect privacy, use manners Clean up water spills Throw away paper towels in the garbage 	<ul style="list-style-type: none"> Avoid hanging out Go, flush, wash Use a quiet voice Ask permission to use restroom 	<ul style="list-style-type: none"> Use time wisely/return quickly Wait your turn Help others by picking garbage off the floor
BEFORE/AFTER SCHOOL	<ul style="list-style-type: none"> Be aware of buses and cars Use crosswalk when crossing roads Know the quickest and safest route to school 	<ul style="list-style-type: none"> Keep your hands, feet and property to yourself Keep your belongings in your bag Keep hands off other's belongings 	<ul style="list-style-type: none"> Set a good example Use school appropriate language Help younger students Listen to all staff 	<ul style="list-style-type: none"> Keep your feet on the ground Stay in student areas only Use inside voice when in building
BUS	<ul style="list-style-type: none"> Stay seated and facing forward when bus is moving Keep aisle clear Enter & exit single file 	<ul style="list-style-type: none"> No eating or drinking Use kind words Follow Bus Driver's rules/directions 	<ul style="list-style-type: none"> Keep your hands, feet and property to yourself 	<ul style="list-style-type: none"> Listen to the bus driver Report problems Know emergency procedures
CAFETERIA	<ul style="list-style-type: none"> Listen to and follow directions Walk in line Stay seated Get permission to leave 	<ul style="list-style-type: none"> Throw away your trash 	<ul style="list-style-type: none"> Leave a clean table 	<ul style="list-style-type: none"> Walk slowly, face forward and stay in line
HALLWAY	<ul style="list-style-type: none"> Stay out of other classroom Go directly to your destination Use walking feet Keep to the right 			
COMPUTER LAB & LIBRARY	<ul style="list-style-type: none"> Return equipment and materials to their proper place 			
PLAYGROUND	<ul style="list-style-type: none"> Line up when the whistle blows Protect and care for property Report problems 			
CLASSROOM	<ul style="list-style-type: none"> Keep hands, feet and objects to yourself Stay in supervised area Ask permission to leave 			

Acronyms/Themes

You tell us what acronym or theme you want to use, whether it is ROAR, SOAR, PAWS, PRIDE or something else.

FREE Matrix Templates

Download editable matrix Word templates featuring "best practice" language at MascotJunction.com Look under "FREE Stuff."



Matrix Posters are customized with your words, your acronym, your colors and logo/mascot, and cover your whole school.

Rules Posters use the same wording, but are designed for specific areas in your school such as the restroom, hallway or classroom.

You get to review, revise and approve everything to ensure you get exactly what you want.

Role Model Illustrations

are used to show what your positive behaviors look like in the different areas, and help you meet PBIS posting requirements and communicate with non-readers. You can use illustrations of your mascot, children, or teenagers as your role models.

ROAR				
	RESPECTFUL	OWNERSHIP	ACCOUNTABLE	RESPONSIBLE
Hallway	<ul style="list-style-type: none"> Keep hands and feet to self Stay quiet - classes are in progress 	<ul style="list-style-type: none"> Go directly to your destination During class have a pass Enjoy bulletin boards/hallway displays with eyes only 	<ul style="list-style-type: none"> Follow directions Accept consequences for your actions 	<ul style="list-style-type: none"> Walk face forward and quietly at all times Keep to the right on single file line on the right side of the hallway and stairwell Keep hallways clear and clean
Restroom	<ul style="list-style-type: none"> Respect privacy Use kind words and actions Use equipment and supplies properly 	<ul style="list-style-type: none"> Throw paper towels in trash can Use time wisely 	<ul style="list-style-type: none"> Remind others of rules Return to room promptly Go, flush, wash 	<ul style="list-style-type: none"> Walk hands, feet and objects to yourself Keep to the right on single file line on the right side of the hallway and stairwell Use one squirt of soap
Assembly	<ul style="list-style-type: none"> Eyes and ears on speaker Take turns asking questions/answering questions by raising hand when appropriate Use appropriate applause Wait patiently and quietly for program to begin 	<ul style="list-style-type: none"> Keep hands and feet to yourself Set a good example 	<ul style="list-style-type: none"> Enter and exit quietly Follow directions 	<ul style="list-style-type: none"> Enter and exit quietly Follow directions
Playground	<ul style="list-style-type: none"> Take turns Use kind words and actions 	<ul style="list-style-type: none"> Line up Set a good example Use appropriate language 		
Cafeteria	<ul style="list-style-type: none"> Respect other's space Wait your turn Keep off hands, feet and other objects to yourself Use polite language Take care of books and equipment Report others who are trying to read and learn 	<ul style="list-style-type: none"> Leave to clear to go Keep to the right Put things away properly Return to room promptly 		
Library	<ul style="list-style-type: none"> Use classroom materials appropriately Walk when you need to move around the room Keep hands, feet and objects to yourself 	<ul style="list-style-type: none"> Complete the work 		
Classroom				

SCORE				
	SAFETY	COOPERATION	OWNERSHIP	RESPECT
CLASSROOM	<ul style="list-style-type: none"> Keep hands, feet, and objects to self Walking feet Acknowledge teachers signal 	<ul style="list-style-type: none"> Listen and follow directions Use kind words Take turns 	<ul style="list-style-type: none"> Take care of classroom materials Clean up after yourself Learn from mistakes Use kind words 	<ul style="list-style-type: none"> Listen to teachers and other students Signal to the teacher before speaking Follow Directions Use kind words
HALLWAY	<ul style="list-style-type: none"> Keep hands, feet, and objects to self Walking feet Go straight to destination 	<ul style="list-style-type: none"> Listen and follow directions Use kind words Take turns 	<ul style="list-style-type: none"> Walk on the right side of the hallway Voice Level Zero 	<ul style="list-style-type: none"> Use kind words Listen to school staff in the hallway Walking feet
BATHROOM	<ul style="list-style-type: none"> Keep hands, feet, and objects to self No harassment Tell an adult if there is a problem 	<ul style="list-style-type: none"> Listen and follow directions Use kind words Take turns 	<ul style="list-style-type: none"> Practice Good Hygiene Three towels in the trash One Flush 	<ul style="list-style-type: none"> Respect Privacy of others Practice good hygiene Zero talking Zero playing
CAFETERIA	<ul style="list-style-type: none"> Keep hands, feet, and objects to self Always remain Seated Walking feet 	<ul style="list-style-type: none"> Listen and follow directions Use kind words Take turns 	<ul style="list-style-type: none"> Keep your area clean Always Remain Seated 	<ul style="list-style-type: none"> Listen to school staff Use good manners Keep your area clean
PLAYGROUND	<ul style="list-style-type: none"> Keep hands, feet, and objects to self Use equipment appropriately Tell an adult if there is a problem Report straight to the cafeteria 	<ul style="list-style-type: none"> Listen and follow directions Use kind words Take turns 	<ul style="list-style-type: none"> Use the equipment properly Learn from mistakes Keep your area clean 	<ul style="list-style-type: none"> Use kind words Share and take turns Listen to the school staff Report straight to the cafeteria

PINER BEARCATS MIDDLE SCHOOL			
	BE RESPECTFUL	BE RESPONSIBLE	BE SAFE
CLASSROOM	<ul style="list-style-type: none"> Follow teacher's expectations Participate Seek attention appropriately 	<ul style="list-style-type: none"> Be on time Come prepared to learn Put forth maximum effort 	<ul style="list-style-type: none"> Use classroom materials appropriately Keep hands, feet and objects to yourself
HALLWAY	<ul style="list-style-type: none"> Keep hands and feet to self Use kind words Hold doors for others 	<ul style="list-style-type: none"> Set a good example During class have a pass Move with a Purpose 	<ul style="list-style-type: none"> Keep to the right Keep hands, feet and objects to yourself Keep hallways clear and clean
RESTROOM	<ul style="list-style-type: none"> Allow for privacy Wait your turn Use time wisely Go, flush, wash Dispose of trash properly 	<ul style="list-style-type: none"> Use time wisely Go, flush, wash Dispose of trash properly 	<ul style="list-style-type: none"> Report problems No hanging out Keep hands, feet and objects to yourself
COLLABORATION AREAS	<ul style="list-style-type: none"> Use kind words Follow instructions Participate 	<ul style="list-style-type: none"> Stay on task Work as a team Follow expectations 	<ul style="list-style-type: none"> Keep hands, feet and objects to yourself Stay in the designated area
CAFETERIA	<ul style="list-style-type: none"> Stay in your space Use kind words and actions Use a Voice Level 0-1 	<ul style="list-style-type: none"> Leave area clean Stay seated/raise your hand for assistance Use good table manners 	<ul style="list-style-type: none"> Walk with purpose to seat Eat your food only Keep hands, feet and objects to yourself
LIBRARY	<ul style="list-style-type: none"> Take care of books and equipment Allow others to read and learn Use time wisely 	<ul style="list-style-type: none"> Put things away in their proper place Return materials on time Use time wisely 	<ul style="list-style-type: none"> Walk at all times Appropriate Use of Furniture Keep hands, feet and objects to yourself
ASSEMBLY	<ul style="list-style-type: none"> Eyes and ears on speaker Use appropriate applause Use time wisely 	<ul style="list-style-type: none"> Set appropriately Exit with belongings Leave area clean 	<ul style="list-style-type: none"> Enter and exit quietly Stay in designated area Keep hands, feet and objects to yourself
BUS	<ul style="list-style-type: none"> Use kind words and actions Use time wisely Follow bus driver expectations 	<ul style="list-style-type: none"> Enter/Exit quickly Keep hands of your belongings Listen/Watch for your stop 	<ul style="list-style-type: none"> Stay seated face forward Keep hands and feet to yourself Report problems

Graphic Style No Role Model

For Specific Areas of Your School - Rules Posters & Banners

ACRONYMS:

Customized for you. ROAR, SOAR, PAWS, PRIDE or whatever you want.

LOGO/MASCOT: We are glad to work with your logo/mascot if you don't want to use one of ours.

ROLE MODELS: Choose illustrations of your mascot, children or of teenagers to visually demonstrate positive behaviors and meet PBIS posting requirements.

CAFETERIA RULES & EXPECTATIONS

THE ARCH COMMUNITY SCHOOL
PANTHERS

RESPECTFUL

- Respect other's space.
- Wait your turn.
- Keep all hands, feet and other objects to yourself.
- Use polite language.

OWNSHIP

- Leave a clean table, chair and floor.
- Keep food on tray.
- Say please and thank you.

ACCOUNTABLE

- Clean up after yourself by picking up food and trash.
- Use inside voices to visit with neighbors.
- Problem solve conflicts.

RESPONSIBLE

- Follow directions from adults.
- Sit in assigned area.
- Raise hand to be dismissed.
- Remain seated at your table.
- Eat only your food.

Mascot Role Model

RESTROOM VOICE LEVELS

STALLIONS ★★★★★

PATCH ELEMENTARY

STRIVE TO DO YOUR BEST

- Take care of personal needs quickly.

TAKE RESPONSIBILITY

- Keep restroom neat.
- Flush.
- Conserve water and paper towels.

ALWAYS WORK TOGETHER

- Be a role model.
- Take turns.
- Use quiet voices.

RESPECT YOURSELF AND OTHERS

- Respect the privacy of others.
- Wash your hands with soap.

Children Role Model

HALLWAY & STAIRS RULES & EXPECTATIONS

MOUNT PLEASANT MIDDLE SCHOOL

TOTAL RESPECT

- Respect all property and personal space.
- Walk quietly.
- Take pride in the appearance of the building.

EFFORT & OWNERSHIP

- Get your materials and walk directly to your destination.
- Keep your locker organized.
- Must have a pass if it is not passing time.
- Use appropriate language.

ATTITUDE

- Use quiet greetings.
- Encourage and support positive behaviors.
- Help others.

MENTAL & PHYSICAL SAFETY

- Walk on the right and keep moving.
- Keep hands and feet to yourself.
- Keep your locker closed and locked when not in use.

Teenager Role Model

Hallway/Pasillo RULES/EXPECTATIONS

RIVERWOOD ELEMENTARY
RASCALS

Be Respectful/Sé Respetuoso

- Level 0 voice
- Keep hands, feet, and objects to self
- Quiet feet
- Plus quietos

Be Responsible/Sé Responsable

- Go directly to your destination
- Ignore distractions
- Ignore las distracciones

Be Safe/Mantente Seguro

- Stay to the right
- Eyes and body facing forward
- Walking feet
- No carters

Dry-Erase Classroom Rules Posters

For teachers that want to write rules that specifically apply to their unique class, but also fall under the school's overall theme.

OPTIONS:

- Voice levels.
- Dual language.

Horizontal layouts are better for larger banners (6ft x 4ft) to tie to a playground's four-foot tall chain link fence, or hang on a cafeteria or gymnasium wall.

PLAYGROUND RULES/EXPECTATIONS

MCKINLEY EAGLES

SAFE

- Follow directions from adults.
- Walk at all times.
- Use only your feet.

OWN YOUR ACTIONS

- Leave a clean table, chair and floor.

ACT RESPONSIBLY

- Use inside voices to visit with neighbors.
- Problem solve conflicts.

RESPECT PEOPLE & PROPERTY

- Respect other's space.
- Use quiet voices.

CLASSROOM RULES/EXPECTATIONS **NEW!**

PLACER ACADEMY
LIONS

RESPECT

- Listen to instructions.
- Keep hands, feet & objects to yourself.

ORGANIZATION

- Write homework assignments in your planner.
- Keep everything you need in your backpack.

ATTITUDE

- Everything is going to be OK.
- Try your best!





RESPONSIBILITY

- Complete your assignment.





Theme Posters, Banners & Plaquettes



Welcome Banners



Our most popular items. Our Welcome Banners and Posters create a sense of community, inclusiveness and provide a framework for making good decisions.



Did you know that **97%*** of people remember what their high school mascot was; and will **remember it for life!** Why? Because it's part of their personal history, and how they see themselves. It's part of their **self-image**. That's why using mascots as a memory hook for teaching **core values** works so well.



They stick with the child and become **guiding principals for life!**

*The other 3% were home schooled and/or didn't have a mascot at their school. These were the results of a survey taken in 2019.

Welcome Posters



Welcome Message



Welcome Inclusive



Welcome Simple



Pole Banners

Universal mounting hardware w/arms & brackets included • 24" x 48" • Two-sided printing • Custom designed for you



Ceiling Signs



Order individually or in sets of 3, 4 or 5.

Two-sided printing with grommets in upper corners.

Champ Style Banners



Sizes:

- 3ft x 6ft
- 4ft x 8ft

Shapes:

- Pennant (shown)
- Swallow Tail
- Rectangle

Features:

- Pole pocket (top)

X-Stands



The X-Stand bundle comes with 3 interchangeable inserts. Extra inserts available.

Table-Top

Welcome guests to your table with a Table-Top Retractable Banner Stand that is easy to store when not in use.

Great for remote events and wherever you sit at a table.

• 11.5" x 17.5"



Banner Stands

Custom designed with any message you want.

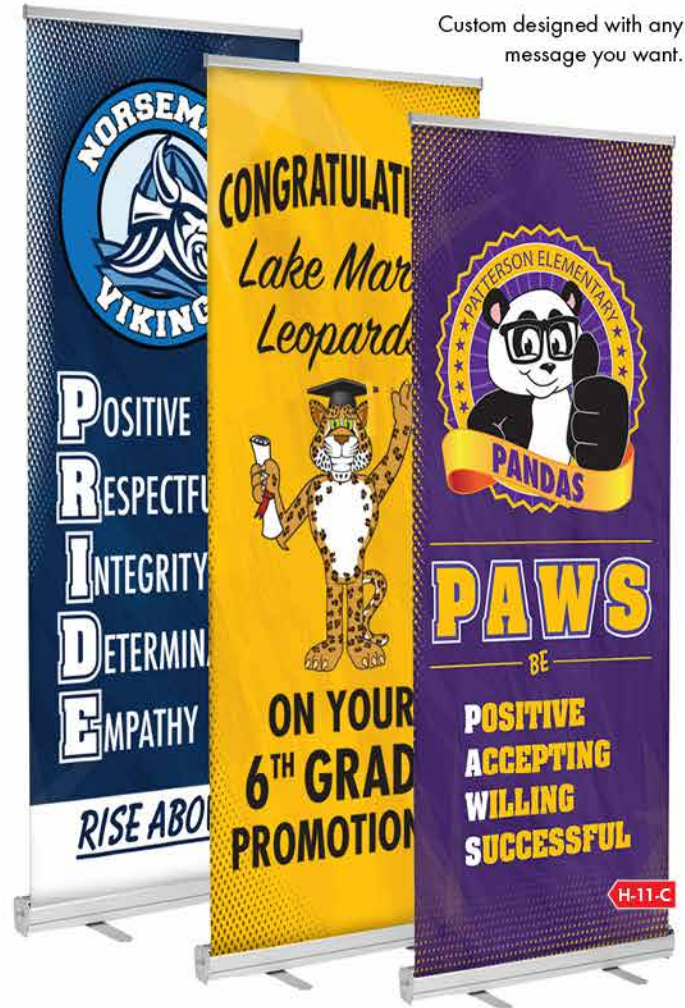


Table Covers



Full-color printed Runner with solid-colored Table Cloth (choose from 6 colors)



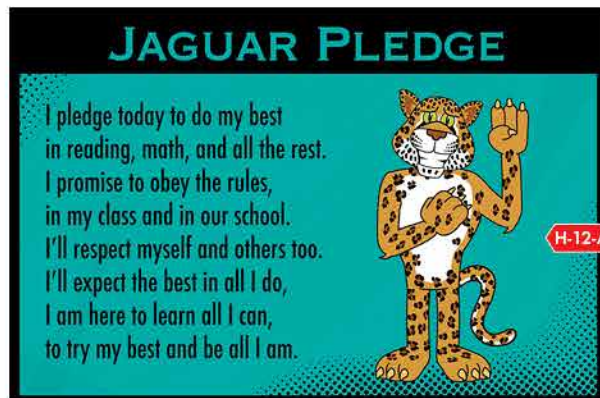
Full-color printed STRETCH Table Cloth

Full-color printed Table Cloth



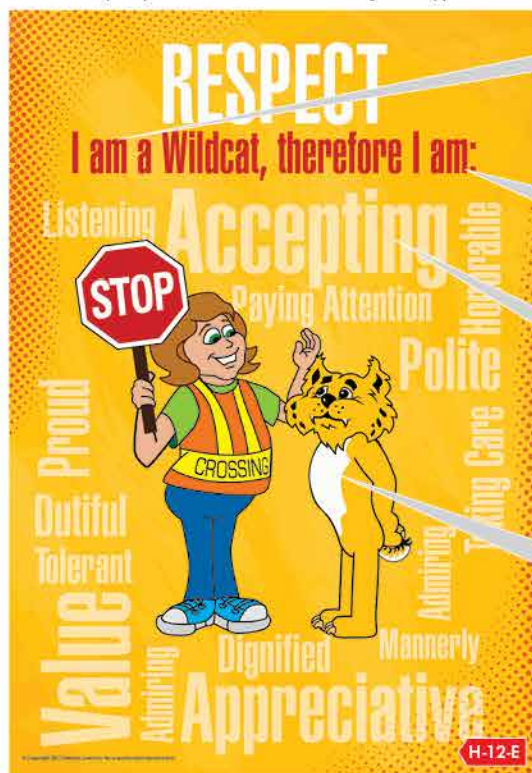
Ways to use your mascot as a role model to

Pledge Posters Give us your pledge or use one of the many featured on our web site.



Word Cloud Posters

Great for teaching character traits. Focus on one trait each month and discuss the synonyms and their various meanings and applications.



Affirmation of being part of the group that all students self-identify with.

Affirmation of adopting the character trait for themselves.

Synonyms showing the different ways the featured character trait can manifest itself in behavior.

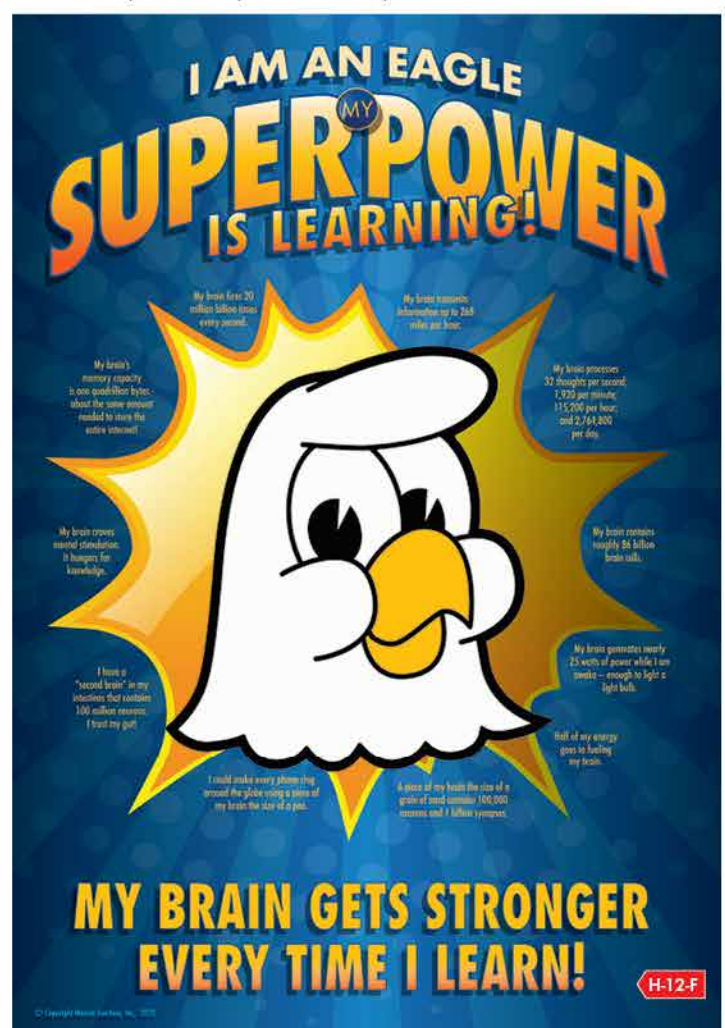
Illustration of the school mascot demonstrating the featured character trait for visual reinforcement and non-readers. This also dove-tails and supports the school culture.

Choose from a variety of character traits:

- RESPECT
- RESPONSIBLE
- SAFETY
- TRUSTWORTHINESS
- FAIRNESS
- CITIZENSHIP
- HONESTY
- PERSISTENCE
- INTEGRITY
- CARING
- LEADERSHIP
- POSITIVE
- EMPOWERED
- ASSERTIVE
- SELF CONTROL
- EMPATHETIC
- DEPENDABLE
- COOPERATIVE
- INCLUSIVE

Superpower Poster

Factoids like "My brain fires 20 million billion times every second," help students realize their incredible potential. Put your students on a path to SUPER success!



create a highly engaging and inclusive culture.

Customized for you

Choose from three basic formats:

- Hand Signal by Mascot
- Hand Signal by Student
- Graphic Style

Voice levels can also be reflected on Rule Posters for different areas of your school. See page 8.



When to say "NO!"

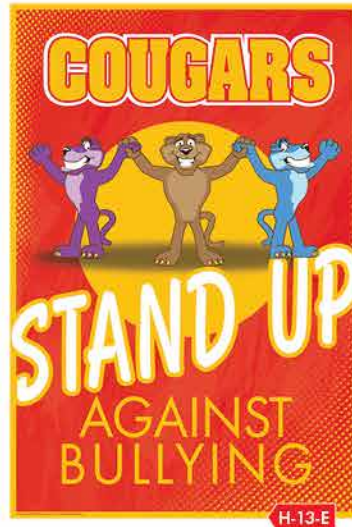
While we try to express things in a positive way, there are times when it's OK to say "No." These posters help you create a culture that is safe and inclusive by giving students guidelines on when to stand up, speak out and draw a line.

NEW!


See Something Poster



Anti-Bullying Poster



Say No To Drugs Poster



Emotion Management

Use the **Feelings** poster to help students identify their emotional state so you can have a starting point for discussions.

The **Calm Down** poster gives students a handy tool for controlling their emotions.

Feel Good posters show students how they can feel good about themselves by simply following the example shown by their mascot. See examples of all 10 online.

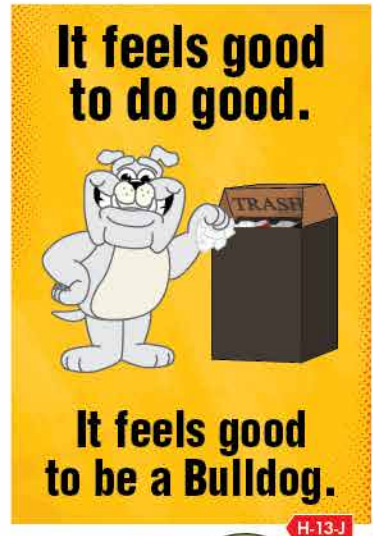
Feelings Poster




Calm Down Poster



Feel Good Posters



Changeable Room Signs



- Easy to change and update
- Print your own inserts
- Durable, high-quality design
- Customized with your school colors, logo, mascot & name
- Lightweight
- Mounts easily with double-sided mounting tape

Insert with name, grade and room # here.

ADA Signs with Braille

NEW!



- Braille to meet ADA Guidelines
- Print your own inserts
- Custom designed
- Mounts easily

Printed paper insert goes here.



Grade/Locators & Modular Signs

Acrylic Signs



Modular signs allow you to customize for each part of your school.

Insert with name and room # here.



Grade/Locators are also available as wall stickers.



Hallway Street Signs



Pictured: two-sided
printing w/wall brackets

- Choose from plastic or aluminum - 24" x 6"
- Customized with your words, colors, mascot or logo
- Standard one-sided printing
- Optional two-sided printing w/wall brackets



Directory Signs



- Durable PVC plastic or aluminum
- Custom designed for your school

Selfie Frames

- Customized with your words, colors and mascot
- Includes 10 messages (five two-sided frames)
- Includes 5 Photo Bombies (mascot head or logos)

- 24" x 24" on pre-cut coroplast
- Customized with your words, colors and mascot
- Photo Bombies also sold separately

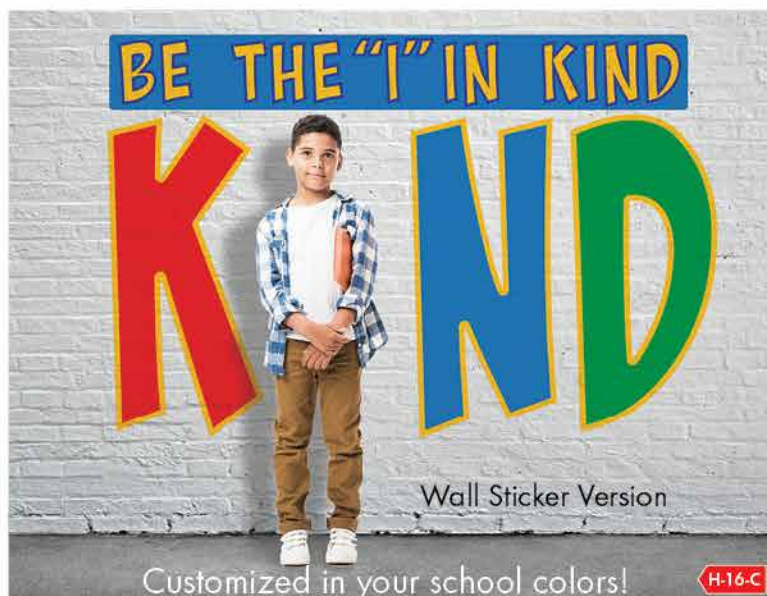
Customized Set



Celebration Set Features your mascot!



BE THE "I" IN KIND Wall Stickers and Banners



Great for any school function

- Graduations
- Dances
- Carnivals
- Fundraisers
- PTA/PTO meetings
- Award ceremonies
- Video conference events



H-17-C Style C: School Header



H-17-B Style B: Big Logo



H-17-A Style A: Step-&-Repeat

Cut-Out Standees

- Portable photo prop for all events
- Choose from 180+ mascots!
- Custom standees available
- Folding stand on back
- Made of 1/4" thick foam core
- Size varies according to mascot



H-17-D



H-17-E

Optional Dry-Erase Voice Bubble Sticker



H-17-F

Wall Buddy™ Stickers

Door Decals



Standard size is 24" x 6" - fits most restroom stall doors. Custom sizes available upon request.

Reduce incidents of bullying as much as 90%.

In a recent study, one inner-city school documented the impact of decorating their restrooms with positive messages, and the results were astounding. Incidents of bullying were primarily occurring in the restrooms. Over the course of one semester, administrators reported 32 incidents. During the holiday break, they decorated each restroom with positive affirmations and cheerful designs. The following semester, they documented one single incident of bullying in the same areas - more than a 90% decline in incidents. Since then, the school expanded its positive messaging into stairwells and is seeing similar positive results throughout the entire school.

Your Colors
Your logo



Mascot Style - Set 1 H-18-A



Mascot Style - Set 2 H-18-B

Graphic Style - Set 1 H-18-C



Graphic Style - Set 2 H-18-D



POSITIVE MESSAGE Stickers for Walls, Floors & Doors

- Transform your school climate
- Reduce incidents of bullying
- Create a positive learning environment
- Customized with YOUR mascot (Style 1)
- 3 sizes available - see size charts online
- For walls and doors
- Die-cut for easy application



The samples shown depict custom sized stickers that are larger than our Jumbo size. Please refer to Size Charts online.

STYLE 1



STYLE 1 is customized with a kid-friendly version of your mascot.

H-19-A

STYLE 2



STYLE 2 features retro designs and is a popular choice for those who don't want a mascot featured.

H-19-B

WORLD OF OPPORTUNITIES Wall Stickers

Show kids the world of opportunities available to them through education.

- Customized with YOUR mascot and school colors
- 3 sizes available
- For indoor or outdoor walls
- Die-cut for easy application
- Provide students with direction
- Inspire students to reach higher
- Weave career paths into your school culture



4ft x 1ft
8ft x 2ft (shown)
12ft x 3ft

H-19-C



Stair Stickers: Indoor & Outdoor, Custom-Designed

Grammar Stair Stickers



Logo Stair Stickers



Book Stair Stickers



Theme Stair Stickers



Multiplication Stair Stickers



STYLE 2



If you can imagine it, we can bring it to life!

Money Stair Stickers H-21-B

\$0.55	TWO QUARTERS & ONE NICKEL	55¢
\$0.50	TWO QUARTERS	50¢
\$0.45	FOUR DIMS & ONE NICKEL	45¢
\$0.40	FOUR DIMS	40¢
\$0.35	ONE QUARTER & ONE DIM	35¢
\$0.30	ONE QUARTER & ONE NICKEL	30¢
\$0.25	ONE QUARTER	25¢
\$0.20	TWO DIMS	20¢
\$0.15	ONE DIM & ONE NICKEL	15¢
\$0.10	ONE DIM	10¢
\$0.05	ONE NICKEL	5¢
LET'S COUNT BY 5'S		

We Are Stair Stickers H-21-E

WE DO OUR BEST
WE GIVE HUGS
WE ARE GREATFUL
WE DREAM BIG
WE USE KIND WORDS
WE ARE FAMILY
WE RESPECT EACH OTHER
WE OWN UP TO OUR MISTAKES
WE ASK FOR PERMISSION

Inspirational Stair Stickers H-21-H

KEEP GOING
DON'T GIVE UP
BELIEVE IN YOURSELF
YOU CAN DO IT
GREAT THINGS TAKE TIME
KEEP MOVING FORWARD
FOCUS ON THE GOOD
NEVER STOP DREAMING
OPEN YOUR MIND
BE KIND

Fraction Stair Stickers H-21-C

1.00	1	100%
0.75	3/4	75%
0.5	1/2	50%
0.33	1/3	33%
0.25	1/4	25%
0.20	1/5	20%
0.125	1/8	12.5%
0.10	1/10	10%
0.083	1/12	8.3%
0.05	1/20	5%
0.00	0	0%
LET'S PRACTICE DECIMALS FRACTIONS & PERCENTS		

Inclusive Welcome Stair Stickers H-21-F

WELCOME
DA'ANZHO
ULIHELISDI
BEM-VINDA
مرحباً
BIENVENUE/BIENVENU
BIENVENIDAS/BIENVENIDOS
VÄLKOMMEN
ようこそ
환영
KARIBU
WAMUKELEKILE
SELAMAT DATANG

Stair stickers are an excellent way to give repeated exposure to things you want to teach. All stair stickers are **custom designed**. Count your stairs, measure their width and height, and tell us what you want on each.

Career Stair Stickers H-21-A

I AM THE NEXT
DOCTOR
LAWYER
TEACHER
PRESIDENT
SCIENTIST
ATHLETE
HAIR STYLIST
ACTOR
DENTIST
ARTIST
DANCER
ASTRONAUT
FIREFIGHTER
POLICE OFFICER
PILOT
PRINCIPAL

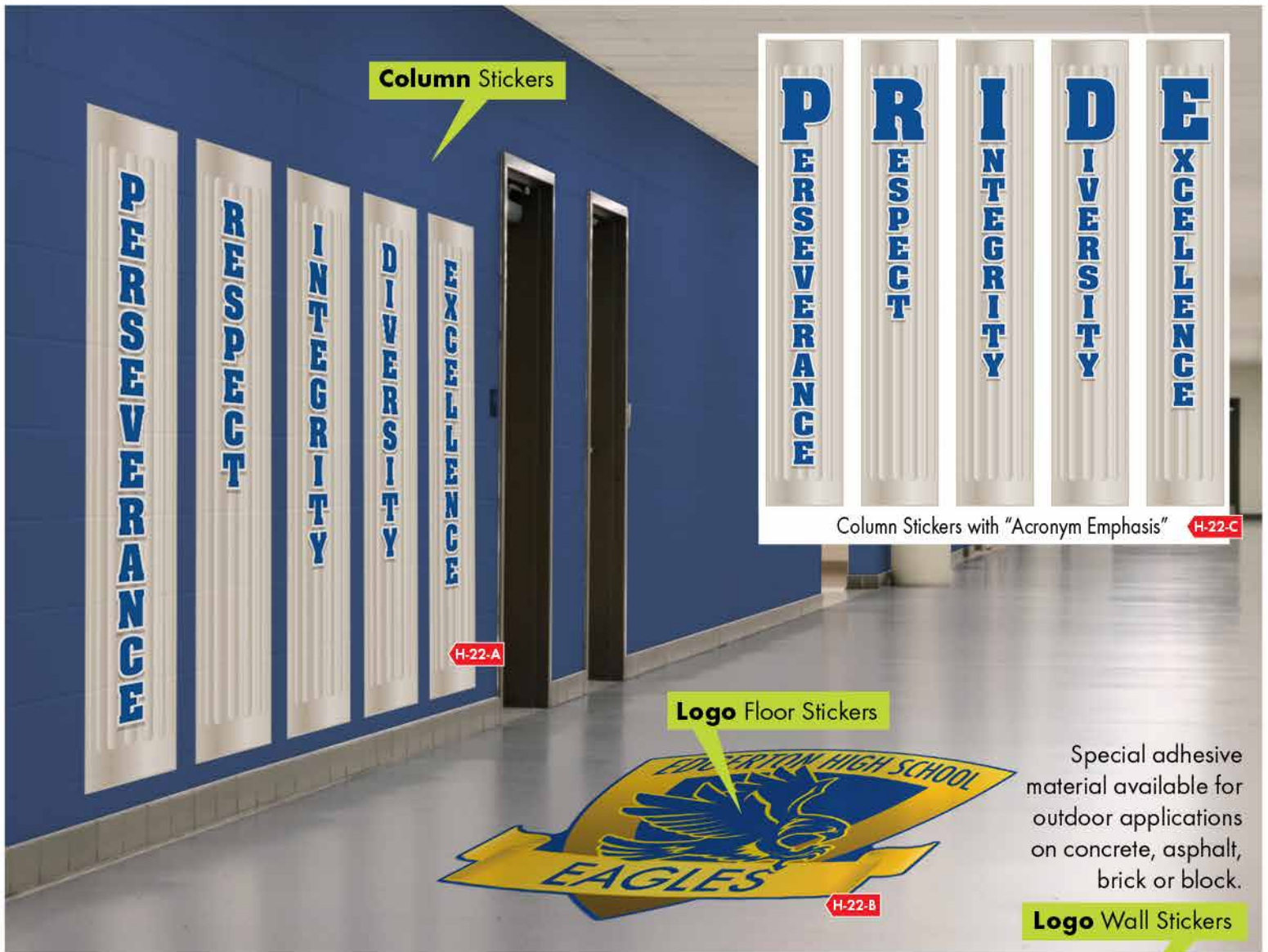
Success Stair Stickers H-21-D

THERE
IS NO
ELEVATOR
TO
SUCCESS...
YOU'LL
HAVE
TO
TAKE
THE
STAIRS.

Space Stair Stickers H-21-G



Column Stickers



Logo Floor Stickers



Special adhesive material available for outdoor applications on concrete, asphalt, brick or block.


Logo Wall Stickers



See more Stair Sticker examples on pages 20 and 21.



- Pre-cut decals - no tedious scissor work
- For all types of floors, indoor and outdoor



Nature Quest combined with Nature Rope Quest.



These dual purpose signs can feature a dry-erase surface on one side for welcoming guest to special events, and a permanent message/ graphics on the reverse side. A popular choice is to feature safety rules for the drop-off and pick-up area, so you can place them on the sidewalk, where everyone can see them. Extra inserts are available.

Event Tents



Yard Signs

Customized with student names and numbers.



- 14 feet tall
- Single-sided or double-sided




Hook-&-loop seam enables banners to be used over and over. Poles optional. Various sizes available. Learn more at mascotjunction.com

Spirit Flags




Pole Flags



Window Perfs An extra layer of security!



During daylight hours, perfs block visibility through EXTERIOR windows from the outside-in. For INTERIOR window solutions (office-to-hallway, etc.), visit mascotjunction.com/window-perfs/to to find the best solution.



Nationwide provider
of window perfs for
educational
facilities.




For INTERIOR windows
you may prefer Solid Vinyl instead
of Perfs to provide greater privacy. Visit
mascotjunction.com/window-perfs/ to learn more.



Bumper Stickers


- Oval & Rectangle
- Sticker or Magnet
- Custom designed for you



Honor Student



Student of the Month



Acronym or Theme



School Name & Mascot



Parking Passes

Lanyards



Paw Print Stickers


- Walls & floors
- Indoor & outdoor
- Custom designed



Wash Your Hands Stickers



Postcards



Extend the reach of your communications into the home with postcards. Make students feel appreciated while keeping family members in the loop.

Wrist Bands



Brag Tags®




Stadium Cups



Water Bottles



Pennants



Shirts



Stickers



Cinch Sacks



Pencils & Pens



Bookmarks



Rulers



Temporary Tattoos



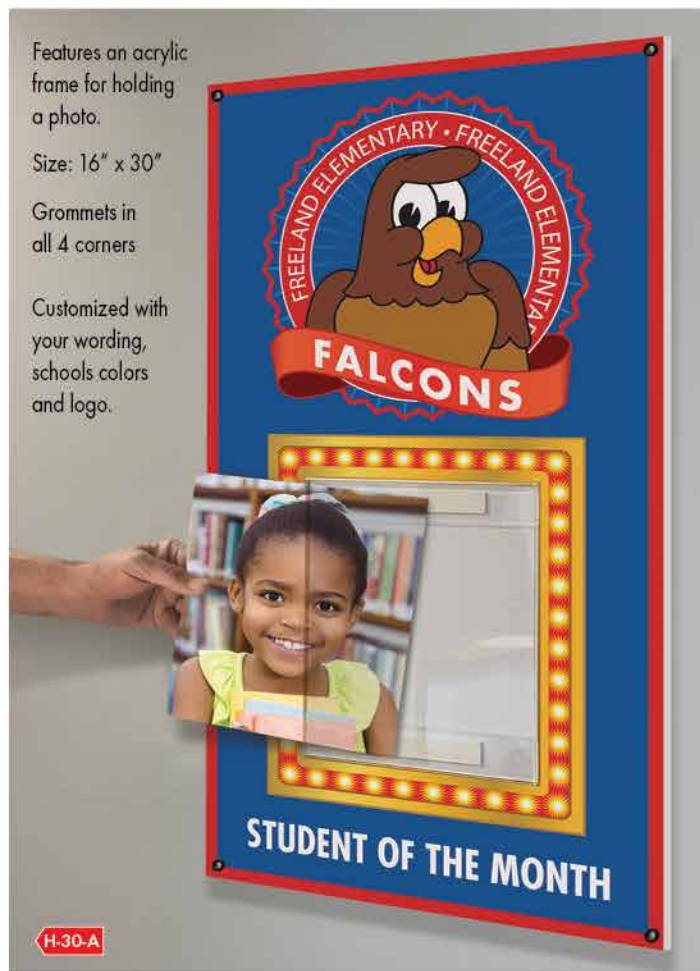
Photo Recognition Marquees

Features an acrylic frame for holding a photo.

Size: 16" x 30"

Grommets in all 4 corners

Customized with your wording, schools colors and logo.



Wall Talkers Dry Erase Wall Stickers

- Dry-erase adhesive wall sticker
- For indoor applications: 36" x 18"
- Features your mascot or logo



Forever Calendars Dry Erase Wall Stickers



- Dry-erase adhesive wall sticker
- For indoor applications: 24" x 18" or 36" x 27"
- Customized with your colors, school name and mascot/logo

Bundle & Save!

Visit MascotJunction.com for details



Costumes & Accessories



Our Costumes:

- Have good ventilation.
- Come with a cooling fan.
- Have good vision panels.
- Are made in America.
- Replacement parts (shoes, feet, hands) are available.



Floor Mats

Commercial grade mats customized with your school's logo and color.

Nylon Mat -

- Indoor low traffic
- Mold, mildew & stain resistant
- Non-slip rubber backing
- Full color printing
- Washable



Berber Inlay -

- Indoor entryway
- Stain & UV resistant
- Vinyl nosing for smooth transition
- For heavy traffic areas/entrances
- Multi-color graphic inlays



Scraper Mat -

- Outdoor
- Durable nitrile rubber
- Cleated surface for scraping dirt
- Full color printing

