

MASCOT JUNCTION®

CUSTOM DESIGNED POSTERS, BANNERS & SIGNS



It starts here!

Welcome Posters

Pledge Posters

5 Reasons to use your mascot as a role model:

- Get enthusiastic buy-in
- Create a strong sense of community
- Nurture an inclusive culture
- Shape a highly engaging learning environment
- Use visual examples for all reading levels

Only Mascot Junction has 30,000 illustrations of kid-friendly mascots designed specifically for teaching positive behavior.

	SAFE	ORGANIZED	ACCOUNTABLE	RESPECTFUL
CLASSROOM	<ul style="list-style-type: none"> Floor free from objects/trash Walk and move carefully Keep all chairs legs on the floor Use supplies and equipment as instructed 	<ul style="list-style-type: none"> Keep materials ready Store supplies in designated place mostly Turn in assignments on time Follow directions the first time given 	<ul style="list-style-type: none"> No cell phone Turn in work and assignments Leave personal items and keys at home Raise hand for permission to speak Apologize for mistakes 	<ul style="list-style-type: none"> Voice level three (3) and lower Hands, feet, and property to self Stay in your assigned seat Raise hand for permission to speak The kind and helpful work
HALLWAY	<ul style="list-style-type: none"> Walk and move carefully Keep all chairs legs on the floor Use supplies as instructed Follow directions the first time given 	<ul style="list-style-type: none"> Keep materials ready Store supplies in designated place mostly Turn in assignments on time Follow directions the first time given 	<ul style="list-style-type: none"> No cell phone Turn in work and assignments Leave personal items and keys at home Raise hand for permission to speak Apologize for mistakes 	<ul style="list-style-type: none"> Voice level three (3) and lower Hands, feet, and property to self Stay in your assigned seat Raise hand for permission to speak The kind and helpful work
RESTROOM	<ul style="list-style-type: none"> Walk and move carefully Keep all chairs legs on the floor Use supplies as instructed Follow directions the first time given 	<ul style="list-style-type: none"> Keep materials ready Store supplies in designated place mostly Turn in assignments on time Follow directions the first time given 	<ul style="list-style-type: none"> No cell phone Turn in work and assignments Leave personal items and keys at home Raise hand for permission to speak Apologize for mistakes 	<ul style="list-style-type: none"> Voice level three (3) and lower Hands, feet, and property to self Stay in your assigned seat Raise hand for permission to speak The kind and helpful work
CAFETERIA	<ul style="list-style-type: none"> Walk and move carefully Keep all chairs legs on the floor Use supplies as instructed Follow directions the first time given 	<ul style="list-style-type: none"> Keep materials ready Store supplies in designated place mostly Turn in assignments on time Follow directions the first time given 	<ul style="list-style-type: none"> No cell phone Turn in work and assignments Leave personal items and keys at home Raise hand for permission to speak Apologize for mistakes 	<ul style="list-style-type: none"> Voice level three (3) and lower Hands, feet, and property to self Stay in your assigned seat Raise hand for permission to speak The kind and helpful work
PLAYGROUND	<ul style="list-style-type: none"> Walk and move carefully Keep all chairs legs on the floor Use supplies as instructed Follow directions the first time given 	<ul style="list-style-type: none"> Keep materials ready Store supplies in designated place mostly Turn in assignments on time Follow directions the first time given 	<ul style="list-style-type: none"> No cell phone Turn in work and assignments Leave personal items and keys at home Raise hand for permission to speak Apologize for mistakes 	<ul style="list-style-type: none"> Voice level three (3) and lower Hands, feet, and property to self Stay in your assigned seat Raise hand for permission to speak The kind and helpful work
PICK UP DROP OFF	<ul style="list-style-type: none"> Walk and move carefully Keep all chairs legs on the floor Use supplies as instructed Follow directions the first time given 	<ul style="list-style-type: none"> Keep materials ready Store supplies in designated place mostly Turn in assignments on time Follow directions the first time given 	<ul style="list-style-type: none"> No cell phone Turn in work and assignments Leave personal items and keys at home Raise hand for permission to speak Apologize for mistakes 	<ul style="list-style-type: none"> Voice level three (3) and lower Hands, feet, and property to self Stay in your assigned seat Raise hand for permission to speak The kind and helpful work
BUS	<ul style="list-style-type: none"> Walk and move carefully Keep all chairs legs on the floor Use supplies as instructed Follow directions the first time given 	<ul style="list-style-type: none"> Keep materials ready Store supplies in designated place mostly Turn in assignments on time Follow directions the first time given 	<ul style="list-style-type: none"> No cell phone Turn in work and assignments Leave personal items and keys at home Raise hand for permission to speak Apologize for mistakes 	<ul style="list-style-type: none"> Voice level three (3) and lower Hands, feet, and property to self Stay in your assigned seat Raise hand for permission to speak The kind and helpful work

Matrix Posters

Rule Posters

Photo Recognition Marquees

Theme Banners

Voice Level Posters





Pole Banners



Column Stickers

Ceiling Signs

Wall Buddy

Floor Stickers



Photo Backdrops

Retractable Banner Stands



Stair Stickers



A-Frame Signs



Table Cloths



S O A R

	SAFE & SUCCESSFUL	ON TIME & OPTIMISTIC	ACCOUNTABLE & ADVENTUROUS	RESPECTFUL & RESPONSIBLE
HALLWAYS	<ul style="list-style-type: none"> I will stay with my class. I will keep my hands and feet to myself. 	<ul style="list-style-type: none"> I will walk directly to my classroom. 	<ul style="list-style-type: none"> I will make good choices. 	<ul style="list-style-type: none"> I will use volume 0/1 voice. I will use polite language.
LUNCHROOM	<ul style="list-style-type: none"> I will stay in my assigned seat. I will eat my own lunch. 	<ul style="list-style-type: none"> I will walk to the line using a volume 1 voice. I will eat my lunch in timely manner. 	<ul style="list-style-type: none"> I will follow lunch room rules & procedures. 	<ul style="list-style-type: none"> I will leave my lunch space better than I found it. I will use polite language.
PLAYGROUND	<ul style="list-style-type: none"> I will use the equipment for its intended purpose. I will be mindful of things around me that could cause harm. 	<ul style="list-style-type: none"> I will line up in a timely manner at the end of recess. 	<ul style="list-style-type: none"> I will stay within the playground boundaries. I will respond to the line up signal the first time given. 	<ul style="list-style-type: none"> I will bring all belongings back into the building. I will include other students in recess activities. I will use polite language.
BUS	<ul style="list-style-type: none"> I will stay in my assigned seat. I will keep my feet and hands to myself. 	<ul style="list-style-type: none"> I will arrive at the bus stop prior to pick up time. I will be polite at the bus stop and on the bus. 	<ul style="list-style-type: none"> I will gather my belongings and be ready to depart when the bus arrives at my bus stop. 	<ul style="list-style-type: none"> I will use volume 0/1 voice. I will use polite language.
RESTROOM	<ul style="list-style-type: none"> I will walk at all times. I will wash my hands for 20 seconds. 	<ul style="list-style-type: none"> I will enter and exit the restroom in timely manner. 	<ul style="list-style-type: none"> I will leave the restroom near, clean and safe for the next student. 	<ul style="list-style-type: none"> I will use everything in the restroom for its intended purpose.

Mascot Role Model

	RESPECTFUL	ORGANIZED	ALERT	RESPONSIBLE
HALLWAY	<ul style="list-style-type: none"> Walk with your hands and feet to yourself. Use appropriate voice. 	<ul style="list-style-type: none"> Follow your teacher's directions. Use appropriate voice. 	<ul style="list-style-type: none"> Follow your teacher's directions. Use appropriate voice. 	<ul style="list-style-type: none"> Follow your teacher's directions. Use appropriate voice.
RESTROOM	<ul style="list-style-type: none"> Use appropriate voice. Use appropriate voice. 	<ul style="list-style-type: none"> Use appropriate voice. Use appropriate voice. 	<ul style="list-style-type: none"> Use appropriate voice. Use appropriate voice. 	<ul style="list-style-type: none"> Use appropriate voice. Use appropriate voice.
ASSEMBLY	<ul style="list-style-type: none"> Use appropriate voice. Use appropriate voice. 	<ul style="list-style-type: none"> Use appropriate voice. Use appropriate voice. 	<ul style="list-style-type: none"> Use appropriate voice. Use appropriate voice. 	<ul style="list-style-type: none"> Use appropriate voice. Use appropriate voice.
PLAYGROUND	<ul style="list-style-type: none"> Use appropriate voice. Use appropriate voice. 	<ul style="list-style-type: none"> Use appropriate voice. Use appropriate voice. 	<ul style="list-style-type: none"> Use appropriate voice. Use appropriate voice. 	<ul style="list-style-type: none"> Use appropriate voice. Use appropriate voice.
CAFETERIA	<ul style="list-style-type: none"> Use appropriate voice. Use appropriate voice. 	<ul style="list-style-type: none"> Use appropriate voice. Use appropriate voice. 	<ul style="list-style-type: none"> Use appropriate voice. Use appropriate voice. 	<ul style="list-style-type: none"> Use appropriate voice. Use appropriate voice.
LIBRARY	<ul style="list-style-type: none"> Use appropriate voice. Use appropriate voice. 	<ul style="list-style-type: none"> Use appropriate voice. Use appropriate voice. 	<ul style="list-style-type: none"> Use appropriate voice. Use appropriate voice. 	<ul style="list-style-type: none"> Use appropriate voice. Use appropriate voice.
CLASSROOM	<ul style="list-style-type: none"> Use appropriate voice. Use appropriate voice. 	<ul style="list-style-type: none"> Use appropriate voice. Use appropriate voice. 	<ul style="list-style-type: none"> Use appropriate voice. Use appropriate voice. 	<ul style="list-style-type: none"> Use appropriate voice. Use appropriate voice.
BUS	<ul style="list-style-type: none"> Use appropriate voice. Use appropriate voice. 	<ul style="list-style-type: none"> Use appropriate voice. Use appropriate voice. 	<ul style="list-style-type: none"> Use appropriate voice. Use appropriate voice. 	<ul style="list-style-type: none"> Use appropriate voice. Use appropriate voice.
TECHNOLOGY	<ul style="list-style-type: none"> Use appropriate voice. Use appropriate voice. 	<ul style="list-style-type: none"> Use appropriate voice. Use appropriate voice. 	<ul style="list-style-type: none"> Use appropriate voice. Use appropriate voice. 	<ul style="list-style-type: none"> Use appropriate voice. Use appropriate voice.

Graphic Style Words Only

	SAFETY	COOPERATION	OWNERSHIP	RESPECT	ENGAGED
CLASSROOM	<ul style="list-style-type: none"> Follow directions. Use appropriate voice. 	<ul style="list-style-type: none"> Follow directions. Use appropriate voice. 	<ul style="list-style-type: none"> Follow directions. Use appropriate voice. 	<ul style="list-style-type: none"> Follow directions. Use appropriate voice. 	<ul style="list-style-type: none"> Follow directions. Use appropriate voice.
HALLWAY	<ul style="list-style-type: none"> Follow directions. Use appropriate voice. 	<ul style="list-style-type: none"> Follow directions. Use appropriate voice. 	<ul style="list-style-type: none"> Follow directions. Use appropriate voice. 	<ul style="list-style-type: none"> Follow directions. Use appropriate voice. 	<ul style="list-style-type: none"> Follow directions. Use appropriate voice.
BATHROOM	<ul style="list-style-type: none"> Follow directions. Use appropriate voice. 	<ul style="list-style-type: none"> Follow directions. Use appropriate voice. 	<ul style="list-style-type: none"> Follow directions. Use appropriate voice. 	<ul style="list-style-type: none"> Follow directions. Use appropriate voice. 	<ul style="list-style-type: none"> Follow directions. Use appropriate voice.
CAFETERIA	<ul style="list-style-type: none"> Follow directions. Use appropriate voice. 	<ul style="list-style-type: none"> Follow directions. Use appropriate voice. 	<ul style="list-style-type: none"> Follow directions. Use appropriate voice. 	<ul style="list-style-type: none"> Follow directions. Use appropriate voice. 	<ul style="list-style-type: none"> Follow directions. Use appropriate voice.
PLAYGROUND	<ul style="list-style-type: none"> Follow directions. Use appropriate voice. 	<ul style="list-style-type: none"> Follow directions. Use appropriate voice. 	<ul style="list-style-type: none"> Follow directions. Use appropriate voice. 	<ul style="list-style-type: none"> Follow directions. Use appropriate voice. 	<ul style="list-style-type: none"> Follow directions. Use appropriate voice.
ARRIVAL	<ul style="list-style-type: none"> Follow directions. Use appropriate voice. 	<ul style="list-style-type: none"> Follow directions. Use appropriate voice. 	<ul style="list-style-type: none"> Follow directions. Use appropriate voice. 	<ul style="list-style-type: none"> Follow directions. Use appropriate voice. 	<ul style="list-style-type: none"> Follow directions. Use appropriate voice.
DISMISSAL	<ul style="list-style-type: none"> Follow directions. Use appropriate voice. 	<ul style="list-style-type: none"> Follow directions. Use appropriate voice. 	<ul style="list-style-type: none"> Follow directions. Use appropriate voice. 	<ul style="list-style-type: none"> Follow directions. Use appropriate voice. 	<ul style="list-style-type: none"> Follow directions. Use appropriate voice.
ASSEMBLIES	<ul style="list-style-type: none"> Follow directions. Use appropriate voice. 	<ul style="list-style-type: none"> Follow directions. Use appropriate voice. 	<ul style="list-style-type: none"> Follow directions. Use appropriate voice. 	<ul style="list-style-type: none"> Follow directions. Use appropriate voice. 	<ul style="list-style-type: none"> Follow directions. Use appropriate voice.

Teenager Role Model

	RESPECTFUL	ON TASK	ACCOUNTABLE	RESPONSIBLE
HALLWAY	<ul style="list-style-type: none"> Follow directions. Use appropriate voice. 	<ul style="list-style-type: none"> Follow directions. Use appropriate voice. 	<ul style="list-style-type: none"> Follow directions. Use appropriate voice. 	<ul style="list-style-type: none"> Follow directions. Use appropriate voice.
RESTROOM	<ul style="list-style-type: none"> Follow directions. Use appropriate voice. 	<ul style="list-style-type: none"> Follow directions. Use appropriate voice. 	<ul style="list-style-type: none"> Follow directions. Use appropriate voice. 	<ul style="list-style-type: none"> Follow directions. Use appropriate voice.
ASSEMBLY	<ul style="list-style-type: none"> Follow directions. Use appropriate voice. 	<ul style="list-style-type: none"> Follow directions. Use appropriate voice. 	<ul style="list-style-type: none"> Follow directions. Use appropriate voice. 	<ul style="list-style-type: none"> Follow directions. Use appropriate voice.
PLAYGROUND	<ul style="list-style-type: none"> Follow directions. Use appropriate voice. 	<ul style="list-style-type: none"> Follow directions. Use appropriate voice. 	<ul style="list-style-type: none"> Follow directions. Use appropriate voice. 	<ul style="list-style-type: none"> Follow directions. Use appropriate voice.
CAFETERIA	<ul style="list-style-type: none"> Follow directions. Use appropriate voice. 	<ul style="list-style-type: none"> Follow directions. Use appropriate voice. 	<ul style="list-style-type: none"> Follow directions. Use appropriate voice. 	<ul style="list-style-type: none"> Follow directions. Use appropriate voice.
LIBRARY	<ul style="list-style-type: none"> Follow directions. Use appropriate voice. 	<ul style="list-style-type: none"> Follow directions. Use appropriate voice. 	<ul style="list-style-type: none"> Follow directions. Use appropriate voice. 	<ul style="list-style-type: none"> Follow directions. Use appropriate voice.
CLASSROOM	<ul style="list-style-type: none"> Follow directions. Use appropriate voice. 	<ul style="list-style-type: none"> Follow directions. Use appropriate voice. 	<ul style="list-style-type: none"> Follow directions. Use appropriate voice. 	<ul style="list-style-type: none"> Follow directions. Use appropriate voice.
BUS	<ul style="list-style-type: none"> Follow directions. Use appropriate voice. 	<ul style="list-style-type: none"> Follow directions. Use appropriate voice. 	<ul style="list-style-type: none"> Follow directions. Use appropriate voice. 	<ul style="list-style-type: none"> Follow directions. Use appropriate voice.

Children Role Model

	P	A	W	S
CLASSROOM				
HALLWAY				
BATHROOM				
CAFETERIA				
PLAYGROUND				
ARRIVAL				
DISMISSAL				
ASSEMBLIES				

	R	O	A	R
CLASSROOM				
HALLWAY				
BATHROOM				
CAFETERIA				
PLAYGROUND				
ARRIVAL				
DISMISSAL				
ASSEMBLIES				

	P	R	I	D	E
CLASSROOM					
HALLWAY					
BATHROOM					
CAFETERIA					
PLAYGROUND					
ARRIVAL					
DISMISSAL					
ASSEMBLIES					

	S	O	A	R
CLASSROOM				
HALLWAY				
BATHROOM				
CAFETERIA				
PLAYGROUND				
ARRIVAL				
DISMISSAL				
ASSEMBLIES				

FREE
Matrix Templates
Download editable matrix
Word templates featuring
"best practice" language at
MascotJunction.com
Look under "FREE Stuff."

Custom designed for you. You review, revise and approve everything prior to printing.

CAFETERIA RULES & EXPECTATIONS

THE ARCH COMMUNITY SCHOOL
PANTHERS

RESPECTFUL

- Respect other's space
- Wait your turn
- Keep all hands, feet and other objects to yourself
- Use polite language

OWNERSHIP

- Leave a clean table, chair and floor
- Keep food on tray
- Say please and thank you

ACCOUNTABLE

- Clean up after yourself by picking up food and trash
- Use inside voices to visit with neighbors
- Problem solve conflicts

RESPONSIBLE

- Follow directions from adults
- Sit in assigned area
- Raise hand to be dismissed
- Remain seated at your table
- Eat only your food

K-06-A

LOGO/MASCOT: We are glad to work with your logo/mascot if you don't want to use one of ours.

ACRONYMS: Customized for you. ROAR, SOAR, PAWS, PRIDE or whatever you want.

ROLE MODELS: Choose illustrations of your mascot, children or of teenagers to visually demonstrate positive behaviors and meet PBIS posting requirements.

RESTROOM RULES/EXPECTATIONS VOICE LEVEL 0-1

STALLIONS PATCH ELEMENTARY

STRIVE TO DO YOUR BEST

- Take care of personal needs quickly

TAKE RESPONSIBILITY

- Keep restroom neat
- Flush
- Conserve water and paper towels

ALWAYS WORK TOGETHER

- Be a role model
- Take turns
- Use quiet voices

RESPECT YOURSELF AND OTHERS

- Respect the privacy of others
- Wash your hands with soap

K-06-B

HALLWAY & STAIRS RULES & EXPECTATIONS

MOUNT PLEASANT MIDDLE SCHOOL

TOTAL RESPECT

- Respect all property and personal space
- Walk quietly
- Take pride in the appearance of the building

EFFORT & OWNERSHIP

- Get your materials and walk directly to your destination
- Keep your locker organized
- Must have a pass if it is not passing time
- Use appropriate language

ATTITUDE

- Use quiet greetings
- Encourage and support positive behaviors
- Help others

MENTAL & PHYSICAL SAFETY

- Walk on the right and keep moving
- Keep hands and feet to yourself
- Keep your locker closed and locked when not in use

K-06-C

Voice levels can be added to each poster.

Spanish and dual language versions available.

Hallway/Pasillo RULES/EXPECTATIONS

RIVERWOOD ELEMENTARY
RASCALS VOICE LEVEL 0

Be Respectful/Sé Respetuoso

- Level 0 voice
- Nivel de voz 0
- Keep hands, feet and objects to self
- Mantén tus manos, pies y objetos controlados
- Be quiet/Se quietos

Be Responsible/Sé Responsable

- Go directly to your destination
- Ve directo a tu destino
- Ignore distractions
- Ignora las distracciones

Be Safe/Mantente Seguro

- Stay to the right
- Mantente en tu derecha
- Eyes and body facing forward
- Ojos y cuerpo viendo al frente
- Walking feet
- No correr

K-06-D



OFFICE RULES/EXPECTATIONS

REDWOOD ELEMENTARY EAGLES

SAFETY

- Walk in quietly by yourself

OWNSHIP

- Use complete sentences

ACHIEVEMENT

- Take care of business quickly

RESPECT

- Use respectful language
- Voice level: 1

K-07-A

CLASSROOM RULES/EXPECTATIONS

PANORAMA MIDDLE SCHOOL COUGARS

RESPECT

- Treat others and materials with care
- Always walk
- Keep hands, feet and objects to yourself
- Use kind words
- Wait your turn to speak

ORGANIZATION

- Come ready to learn with supplies
- Arrive on time
- Personal technology put away

ACHIEVEMENT

- Try your best
- Stay on task
- 100% effort and participation
- Actively engage in your learning
- Track your academic progress

RESPONSIBILITY

- Pay attention to your teacher
- Follow instructions
- Use kind words and actions
- Raise your hand to speak
- Leave all food in locker
- Be accountable for your actions

K-07-B

CLASSROOM RULES/EXPECTATIONS

MORTON ELEMENTARY PANTHERS

PERSONAL BEST

- Positive participation and give your best effort

ACCCEPT & RESPECT OTHERS

- Treat others kindly

WISE CHOICES

- Keep materials organized and be prepared for learning

STAY SAFE

- Follow directions the first time given

K-07-C

TECHNOLOGY RULES/EXPECTATIONS

BIRCH GROVE INTERMEDIATE BULLDOGS

BULLDOG SAFE

- Walk
- Carry device closed with two hands
- Log off when finished

BULLDOG RESPONSIBLE

- Keep away food and liquids
- Use only approved sites
- Handle with care

BULLDOG RESPECTFUL

- Properly plug in Chromebooks
- Put away headphones
- Use headphones when sound is on at an appropriate level

K-07-D

CAFETERIA RULES/EXPECTATIONS

PANAMA ELEMENTARY YELLOWJACKETS

STAY SAFE

- Don't share food
- Keep hands to yourself
- Stay seated until dismissed

TAKE RESPONSIBILITY

- Sit in assigned area
- Eat your meal in a timely manner
- Clean up after yourself

INTEGRITY

- Use good manners
- Have polite conversations
- Include other students

NEVER GIVE UP!

GIVE RESPECT

- Listen to adults
- Wait your turn
- Use quiet/lowered voices

K-07-E

ARRIVAL & DISMISSAL Rules/Expectations Intervention & Support

ROY CLOUD THUNDERBOLTS VOICE LEVEL

BE SAFE

- Ask a teacher on duty if you need help
- Keep hands and feet to yourself
- Go to the office if you are not picked up on time

BE RESPECTFUL

- Follow adult directions right away
- Use quiet voices until the school day is over at 2:50PM
- Follow the same school rules as during the school day

BE RESPONSIBLE

- Arrive and leave on time
- Line up when the first bell rings
- Keep all materials in your backpack until you get to your classroom

K-07-F

BUS RULES/EXPECTATIONS

ROSSITER ELEMENTARY WE ARE ROSSITER ROYALS VOICE LEVEL C-1

RESPONSIBLE

- Walk
- Keep your hands, feet, and objects to yourself
- Report problems to an adult

SAFE

- Check in with driver
- Buckle your seat belt
- Stay in your seat

RESPECTFUL

- Use quiet voices
- Follow all rules

K-07-G

ARRIVAL/DISSMISSAL RULES/EXPECTATIONS

RUTH BARKER MIDDLE SCHOOL BRUINS

RESPECTFUL

- Listen to adult directions
- Be on time to class

RESPONSIBLE

- Take care of equipment
- Put equipment away and clean up
- Dress for weather

SAFE

- Stay in allowed areas
- Use equipment appropriately

Voice Level 0-1: Silent/Quiet Talking

K-07-H

PLAYGROUND RULES/EXPECTATIONS

N.E.W. ACADEMY CANOGA PARK DOLPHINS VOICE LEVEL 2-4

WE ARE SAFE

- Follow game rules
- Keep hands and feet to yourself
- Listen to adults
- Walk to and from the playground and around play areas
- Be visible to adults at all times

WE ARE RESPECTFUL

- Be kind
- Share
- Take turns
- Use your words
- Be a friend

WE ARE RESPONSIBLE

- Follow directions
- After whistle blows 3 times, use the restroom

K-07-J

PLAYGROUND RULES/EXPECTATIONS

MCKINLEY EAGLES

SAFE

- Follow directions from adults
- Walk at all times
- Eat only your food

OWN YOUR ACTIONS

- Leave a clean table, chair and floor

ACT RESPONSIBLY

- Sit with feet under table
- Use an indoor voice
- Raise your hand for help

RESPECT PEOPLE & PROPERTY

- Respect other's space
- Use kind words and actions

K-07-K

CLASSROOM RULES/EXPECTATIONS

PLACER ACADEMY LIONS

RESPECT

- Listen to instructions
- Keep hands, feet & objects to yourself

ORGANIZATION

- Write homework assignments in your planner
- Keep everything you need in your backpack

ATTITUDE

- Everything is going to be OK
- Try your best!

RESPONSIBILITY

- Complete your assignment

K-07-L

Horizontal layouts are better for larger banners (6ft x 4ft) to tie to a playground's four-foot tall chain link fence, or hang on a cafeteria or gymnasium wall.

Dry-Erase Classroom Rules Posters



Theme Banners

EAGLE CREST ELEMENTARY EAGLES

R I S E

RESPONSIBLE INCLUSIVE SAFE EMPATHETIC

EAGLE CREST
ELEMENTARY
LEADERSHIP

K-08-A

YONCALLA ELEMENTARY EAGLES

SOAR

SAFETY OWNERSHIP ACCEPTANCE RESPECT & RESPONSIBILITY

YONCALLA ELEMENTARY - YONCALLA ELEMENTARY
EAGLES

K-08-B

GEORGE C. WEIMER WILDCATS

ROAR

RESPONSIBLE ORGANIZED ACCEPTING RESPECTFUL

GEORGE C. WEIMER ELEMENTARY
WILDCATS

K-08-E

DISCOVERY MOSTANGS (BE)

DISCOVERY

RESPECTFUL • RESPONSIBLE • SAFE

DISCOVERY SCHOOL

K-08-C

STRATTON BULLDOGS

BAR K

BE RESPECTFUL ACT RESPONSIBLY REMEMBER SAFETY KINDNESS MATTERS

BULLDOGS

K-08-F

DISCOVERY ELEMENTARY SCORPIONS

STING

STAY SAFE TAKE RESPONSIBILITY INSTILL INTEGRITY NEVER GIVE UP GIVE RESPECT

DISCOVERY SCHOOL

K-08-D

ARROYO SECO ACADEMY

PRIDE

POSITIVE RESPECTFUL INCLUSIVE DEDICATED TO EXCELLENCE

HOME OF THE POLAR BEARS

K-08-G

Theme Posters, Banners & Plaquettes

DOLPHINS

N.E.W. ACADEMY CANOGA PARK

DOLPHINS

SAFE
RESPECTFUL
RESPONSIBLE

K-08-H

PANORAMA MIDDLE SCHOOL

COUGARS

PANORAMA MIDDLE SCHOOL

ROAR

RESPECT • ORGANIZATION
ACHIEVEMENT • RESPONSIBILITY

K-08-J

GEORGE C. WEIMER ELEMENTARY

WILDCATS

ROAR

RESPONSIBLE ORGANIZED ACCEPTING RESPECTFUL

K-08-K

BROOKS ELEMENTARY

BRONCHOS

ARE

RESPECTFUL
RESPONSIBLE
SAFE

K-08-L

YONCALLA ELEMENTARY - YONCALLA ELEMENTARY

EAGLES

YONCALLA ELEMENTARY EAGLES

SOAR

SAFETY OWNERSHIP ACCEPTANCE RESPECT & RESPONSIBILITY

K-08-M



Welcome Banners

Our most popular items. Our Welcome Banners and Posters create a sense of community, inclusiveness and provide a framework for making good decisions.

Did you know that **97%*** of people remember what their high school mascot was; and will **remember it for life!** Why? Because it's part of their personal history, and how they see themselves. It's part of their **self-image**. That's why using mascots as a memory hook for teaching **core values** works so well. They stick with the child and become **guiding principals for life!**

*The other 3% were home schooled and/or didn't have a mascot at their school. These were the results of a survey taken in 2019.

Welcome Posters

Welcome Message

Welcome Inclusive

Welcome Simple





Welcome/Logo **K-10-A**

Logo/Name **K-10-B**

Cartoon Logo/Theme **K-10-C**

Logo by School/Theme **K-10-D**

Ceiling Signs



Order individually or in sets of 3, 4 or 5.

Two-sided printing with grommets in upper corners.



Champ Style Banners



Sizes:
• 3ft x 6ft
• 4ft x 8ft

Shapes:
• Pennant (shown)
• Swallow Tail
• Rectangle

Features:
• Pole pocket (top)

X-Stands



K-TI-A

The X-Stand bundle comes with 3 interchangeable inserts. Extra inserts available.

Table-Top

Welcome guests to your table with a Table-Top Retractable Banner Stand that is easy to store when not in use.

Great for remote events and wherever you sit at a table.


- 11.5" x 17.5"



K-TI-B

Banner Stands

Custom designed with any message you want.



K-TI-C

Table Covers



K-TI-D

Full-color printed Runner with solid-colored Table Cloth (choose from 6 colors)



K-TI-E

Full-color printed STRETCH Table Cloth

Full-color printed Table Cloth



K-TI-F




Ways to use your mascot as a role model to

Pledge Posters Give us your pledge or use one of the many featured on our web site.

JAGUAR PLEDGE

I pledge today to do my best in reading, math, and all the rest. I promise to obey the rules, in my class and in our school. I'll respect myself and others too. I'll expect the best in all I do, I am here to learn all I can, to try my best and be all I am.



K-12-A

I am a tiger, hear me roar! We are tigers, we stand for:

**Respectful
Organized
Attentive
Responsible**



K-12-B

TODAY I WILL :

Lead by Example
Encourage Self and Others
Respect Everyone
Never Give Up



K-12-C

I am an eagle, watch me soar! We are eagles, we stand for:

**Safety
Ownership
Action
Respect**




K-12-D

Word Cloud Posters

RESPECT

I am a Wildcat, therefore I am:

Listening, Accepting, Paying Attention, Polite, Proud, Outfitful, Tolerant, Value, Dignified, Appreciative, Mannerly, Admiring, Taking Care, Honorable, Caring




K-12-E

SAFETY

I am a Wildcat, therefore I am:

Responsible, Careful, Alert, Wise, Proactive, Responsible, Careful, Alert, Wise, Proactive




K-12-F

TRUSTWORTHINESS

I am a Wildcat, therefore I am:

Dependable, Honest, Sincere, Responsible, Trustworthy, Dependable, Honest, Sincere, Responsible, Trustworthy



K-12-G

CARING

I am a Wildcat, therefore I am:

Helpful, Kind, Understanding, Caring, Sensitive, Thoughtful, Kind, Understanding, Caring, Sensitive, Thoughtful



K-12-H

INTEGRITY

I am a Wildcat, therefore I am:

Honest, Fair, Responsible, Wise, Thoughtful, Honest, Fair, Responsible, Wise, Thoughtful




K-12-J

CITIZENSHIP

I am a Wildcat, therefore I am:

Law Abiding, Responsible, Engaged, Caring, Knowledgeable, Respectful, Law Abiding, Responsible, Engaged, Caring, Knowledgeable



K-12-K

Great for teaching character traits. Focus on one trait each month and discuss the synonyms and their various meanings and applications.

RESPONSIBLE

I am a Wildcat, therefore I am:

Doing the right thing, Informed, Responsible, Taking Action, Stepping Up, Responsible, Doing the right thing, Informed, Responsible, Taking Action, Stepping Up



K-12-L

HONESTY

I am a Wildcat, therefore I am:

Truthful, Open, Fair, Straight Forward, Honest, Truthful, Open, Fair, Straight Forward, Honest




K-12-M

LEADERSHIP

I am a Wildcat, therefore I am:

Visionary, Goal Oriented, Resolute, Wise, Careful, Persistent, Visionary, Goal Oriented, Resolute, Wise, Careful, Persistent



K-12-N

PERSEVERANCE

I am a Wildcat, therefore I am:

Dedicated, Goal Oriented, Determined, Unyielding, Perseverance, Dedicated, Goal Oriented, Determined, Unyielding




K-12-O

FAIRNESS

I am a Wildcat, therefore I am:

Empathetic, Humble, Equal, Just, Legitimate, Fairness, Empathetic, Humble, Equal, Just, Legitimate



K-12-P

POSITIVE

I am a Wildcat, therefore I am:


Confident, Persistent, Happy, Optimistic, Positive, Confident, Persistent, Happy, Optimistic



K-12-Q

What Would Poster

WHAT WOULD A SPARTAN DO?




K-12-R

Super Power Posters

I AM AN EAGLE SUPERPOWER IS LEARNING!

MY BRAIN GETS STRONGER EVERY TIME I LEARN!



K-12-S

Clean & Healthy Poster

BRONCOS CLEAN & HEALTHY

- Respect others' personal space.
- Greet each other with non-contact methods.
- Avoid touching your eyes, nose, and mouth.
- Cover your cough or sneeze with a tissue, or with your elbow.
- Wash your hands after coughing or sneezing, before touching anything.
- Wash your hands often with soap and water for at least 20 seconds.
- Clean and disinfect frequently touched objects.
- Stay home when you are sick.
- If sick, remain home until you are fever-free for 24 hours without the aid of medication.



K-12-T

Important Topics

What Would posters help students align their decision making with your school's culture.

Super Power posters use exciting factoids about the human brain to help students realize their incredible potential.

Clean & Healthy posters show students simple ways to avoid germs, stop spreading illnesses and stay healthy.



create a highly engaging and inclusive culture.

Customized for you

Choose from three basic formats:

- Hand Signal by Mascot
- Hand Signal by Student
- Graphic Style

Voice levels can also be reflected on Rule Posters for different areas of your school. See page 8.



When to say "NO!"

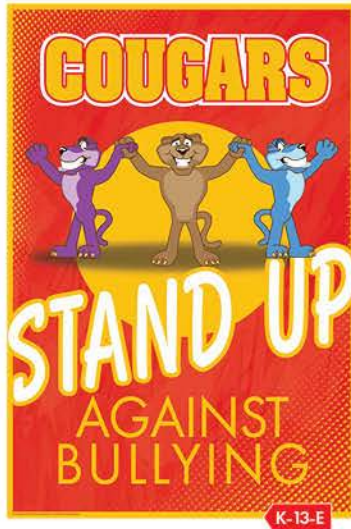
While we try to express things in a positive way, there are times when it's OK to say "No." These posters help you create a culture that is safe and inclusive by giving students guidelines on when to stand up, speak out and draw a line.



See Something Poster



Anti-Bullying Poster



Say No To Drugs Poster



Emotion Management

Use the **Feelings** poster to help students identify their emotional state so you can have a starting point for discussions.

The **Calm Down** poster gives students a handy tool for controlling their emotions.

Feel Good posters show students how they can feel good about themselves by simply following the example shown by their mascot. See examples of all 10 online.

Feelings Poster



Calm Down Poster




Feel Good Posters



Changeable Room Signs



K-14-A



- Easy to change and update
- Print your own inserts
- Durable, high-quality design
- Customized with your school colors, logo, mascot & name
- Lightweight
- Mounts easily with double-sided mounting tape

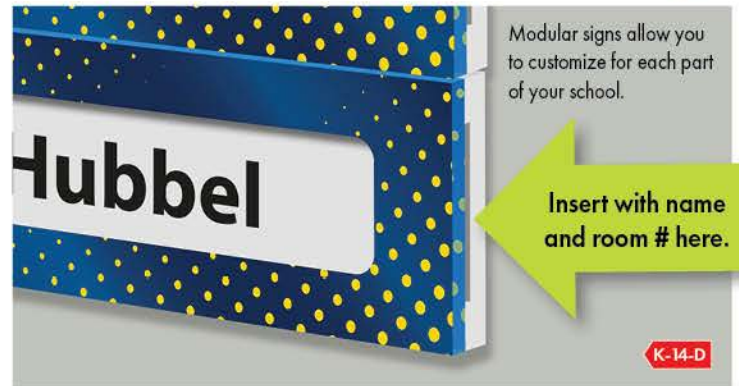
Insert with name, grade and room # here.

Grade/Locators & Modular Signs

Acrylic Signs



K-14-C



Modular signs allow you to customize for each part of your school.

Insert with name and room # here.

K-14-D

ADA Signs with Braille

NEW!



- Braille to meet ADA Guidelines
- Print your own inserts
- Custom designed
- Mounts easily

Printed paper insert goes here.

K-14-B

Grade/Locators are also available as wall stickers.



K-14-E

Hallway Street Signs



Pictured: two-sided printing w/wall brackets

- Choose from plastic or aluminum - 24" x 6"
- Customized with your words, colors, mascot or logo
- Standard one-sided printing
- Optional two-sided printing w/wall brackets



Directory Signs



- Durable PVC plastic or aluminum
- Custom designed for your school


Photo Backdrops

Great for any school function

- Graduations
- Dances
- Carnivals
- Fundraisers
- PTA/PTO meetings
- Award ceremonies
- Video conference events



K-16-C Style C: School Header



K-16-B Style B: Big Logo



K-16-A Style A: Step-&-Repeat

Selfie Frames

- Customized with your words, colors and mascot
- Includes 10 messages (five two-sided frames)
- Includes 5 Photo Bombies (mascot head or logos)
- 24" x 24" on pre-cut coroplast
- Customized with your words, colors and mascot
- Photo Bombies also sold separately

Customized Set



K-16-D



Photo Bombie

K-16-F

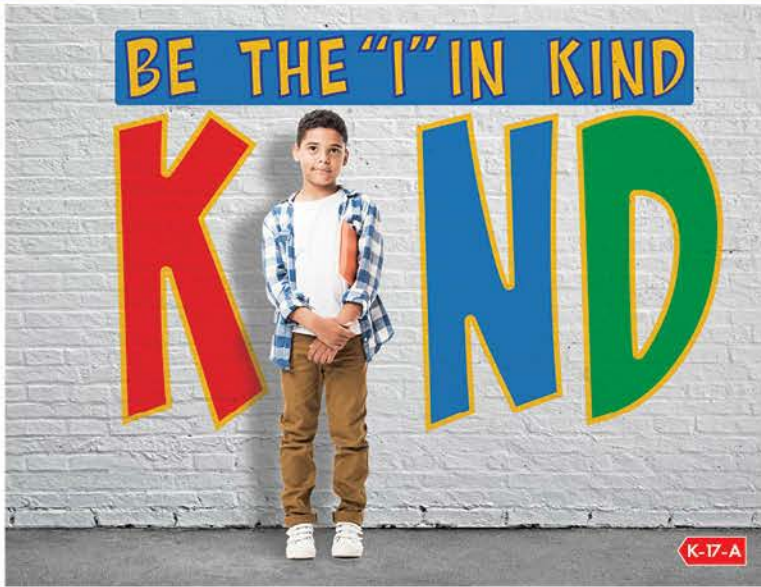
Celebration Set

Features your mascot!



K-16-E





Wing Stickers

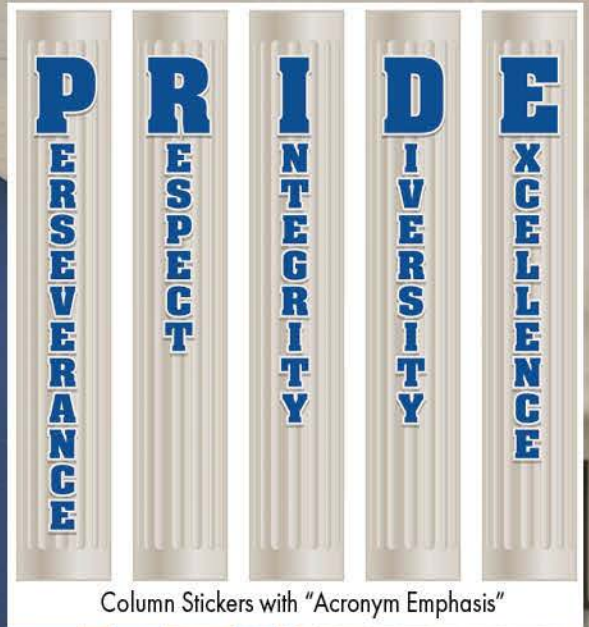


Muscle Stickers

Wall Buddy™ Stickers



Column Stickers



Logo Floor Stickers



Special adhesive material available for outdoor applications on concrete, asphalt, brick or block.


Logo Wall Stickers



See more Stair Sticker examples on pages 22 and 23.



- Pre-cut decals - no tedious scissor work
- For all types of floors, indoor and outdoor



Nature Quest combined with Nature Rope Quest.

Door Decals



Standard size is 24" x 6" - fits most restroom stall doors. Custom sizes available upon request.

Reduce incidents of bullying as much as 90%.

In a recent study, one inner-city school documented the impact of decorating their restrooms with positive messages, and the results were astounding. Incidents of bullying were primarily occurring in the restrooms. Over the course of one semester, administrators reported 32 incidents. During the holiday break, they decorated each restroom with positive affirmations and cheerful designs. The following semester, they documented one single incident of bullying in the same areas - more than a 90% decline in incidents. Since then, the school expanded its positive messaging into stairwells and is seeing similar positive results throughout the entire school.

Your Colors
Your logo



Mascot Style - Set 1 **K-20-A**

Mascot Style - Set 2 **K-20-B**

Graphic Style - Set 1 **K-20-C**

Graphic Style - Set 2 **K-20-D**



POSITIVE MESSAGE Stickers for Walls, Floors & Doors

- Transform your school climate
- Reduce incidents of bullying
- Create a positive learning environment
- Customized with YOUR mascot (Style 1)
- 3 sizes available - see size charts online
- For walls and doors
- Die-cut for easy application



The samples shown depict custom sized stickers that are larger than our Jumbo size. Please refer to Size Charts online.

STYLE 1



STYLE 1 is customized with a kid-friendly version of your mascot.

K-21-A

STYLE 2



STYLE 2 features retro designs and is a popular choice for those who don't want a mascot featured.

K-21-B

WORLD OF OPPORTUNITIES Wall Stickers

Show kids the world of opportunities available to them through education.

- Customized with YOUR mascot and school colors
- 3 sizes available
- For indoor or outdoor walls
- Die-cut for easy application
- Provide students with direction
- Inspire students to reach higher
- Weave career paths into your school culture



4ft x 1ft
8ft x 2ft (shown)
12ft x 3ft

K-21-C



Stair Stickers: Indoor & Outdoor, Custom-Designed

Logo Stair Stickers



Grammar Stair Stickers



Theme Stair Stickers



Book Stair Stickers



Multiplication Stair Stickers



STYLE 1

STYLE 2



If you can imagine it, we can bring it to life!

Stair stickers are an excellent way to give repeated exposure to things you want to teach. All stair stickers are **custom designed**. Count your stairs, measure their width and height, and tell us what you want on each.

Career Stair Stickers

K-23-H



Inspirational Stair Stickers

K-23-G



Inclusive Welcome Stair Stickers

K-23-J



We Are Stair Stickers

K-23-K



Success Stair Stickers

K-23-L





These dual purpose signs can feature a dry-erase surface on one side for welcoming guest to special events, and a permanent message/ graphics on the reverse side. A popular choice is to feature safety rules for the drop-off and pick-up area, so you can place them on the sidewalk, where everyone can see them. Extra inserts are available.

Event Tents



Without Optional Back Wall

With Optional Back Wall



- 14 feet tall
- Single-sided or double-sided

Break-Thru Banners



K-25-A



K-25-B

Hook-&-loop seam enables banners to be used over and over. Poles optional. Various sizes available. Learn more at mascotjunction.com


Spirit Flags



- 5ft x 3ft
- 6ft x 4ft
- 8ft x 5ft

K-25-C

Pole Flags



- One or two-sided printing
- 3ft x 2ft
- 5ft x 3ft
- 6ft x 4ft
- Custom sizes available

K-25-D

Customized with student names and numbers. Yard Signs



K-25-E



K-25-F



K-25-G



K-25-H



Window Perfs An extra layer of security!

During daylight hours, perfs block visibility through EXTERIOR windows from the outside-in. For INTERIOR window solutions (office-to-hallway, etc.), visit mascotjunction.com/window-perfs/to to find the best solution.



Nationwide provider
of window perfs for
educational
facilities.



For INTERIOR windows
you may prefer Solid Vinyl instead
of Perfs to provide greater privacy. Visit
mascotjunction.com/window-perfs/ to learn more.



Bumper Stickers

- Oval & Rectangle
- Sticker or Magnet
- Custom designed for you



Postcards



Extend the reach of your communications into the home with postcards. Make students feel appreciated while keeping family members in the loop.



Parking Passes

Lanyards



Wrist Bands



Paw Print Stickers

- Walls & floors
- Indoor & outdoor
- Custom designed



Wash Your Hands Stickers



Brag Tags®




Stadium Cups



Water Bottles



Pennants



Shirts



Stickers




Cinch Sacks



Pencils & Pens



Bookmarks



Rulers

Temporary Tattoos



Photo Recognition Marquees

Features an acrylic frame for holding a photo.

Size: 16" x 30"

Grommets in all 4 corners

Customized with your wording, schools colors and logo.



K-30-A


Wall Talkers Dry Erase Wall Stickers

- Dry-erase adhesive wall sticker
- For indoor applications: 36" x 18"
- Features your mascot or logo



K-30-B

Forever Calendars Dry Erase Wall Stickers



K-30-C

- Dry-erase adhesive wall sticker
- For indoor applications: 24" x 18" or 36" x 27"
- Customized with your colors, school name and mascot/logo

Cut-Out Standees



K-30-D


- Portable photo prop for all events
- Choose from 180+ mascots!
- Custom standees available
- Folding stand on back
- Made of 1/4" thick foam core
- Size varies according to mascot



Commercial grade mats customized with your school's logo and color.

Nylon Mat -

- Indoor low traffic
- Mold, mildew & stain resistant
- Non-slip rubber backing
- Full color printing
- Washable



Berber Inlay -

- Indoor entryway
- Stain & UV resistant
- Vinyl nosing for smooth transition
- For heavy traffic areas/entrances
- Multi-color graphic inlays



Scraper Mat

- Outdoor
- Durable nitrile rubber
- Cleated surface for scraping dirt
- Full color printing



Our Costumes:

- Have good ventilation.
- Come with a cooling fan.
- Have good vision panels.
- Are made in America.
- Replacement parts (shoes, feet, hands) are available.





NEW! Wall Stickers



Mascot Junction, Inc.
664 SE Bayberry Ln., Suite 101
Lee's Summit, MO 64063

P: 816-916-1377
F: 816-286-1359
info@mascotjunction.com

EVENT BUNDLES

Visit MascotJunction.com for details

STARTER: \$689



STANDARD: \$1,129



MEGA: \$2,999



PBIS BUNDLES

Five PBIS Bundles are displayed, each with a price tag:

- \$999** Bundle: Includes 20 Posters, 2 Signs, and 20 Flipcharts.
- \$1,999** Bundle: Includes 20 Posters, 1 Sign, and 20 Flipcharts.
- \$2,999** Bundle: Includes 35 Posters, 4 Signs, and 30 Flipcharts.
- \$3,999** Bundle: Includes 40 Posters, 6 Signs, and 30 Flipcharts.
- \$4,999** Bundle: Includes 45 Posters, 8 Signs, and 30 Flipcharts.