


CUSTOM DESIGNED SCHOOL PRODUCTS

2025/2026

CREATE A POSITIVE SCHOOL CULTURE
USING YOUR MASCOT AS A ROLE MODEL



EVENT BUNDLES



Check out our NEW mascots
customized with your
school colors and logo.




NEW MASCOTS!

Find your mascot at MascotJunction.com



NEW mascots that can wear your school colors and logo:




Cardinal A Cougar/Puma A Wolf A Hawk B Lion A Husky A Falcon A Panther A Tiger A Bear/Grizzly A Bulldog A Jaguar/Leopard A Bobcat/Wildcat A

Mascot Teaching Tools:

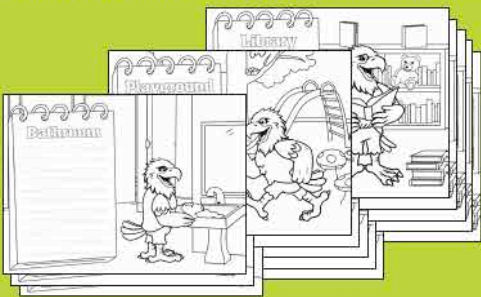
Each mascot has:

- Clipart set
- Logo template
- Gotcha rewards
- Award certificates
- Coloring sheets

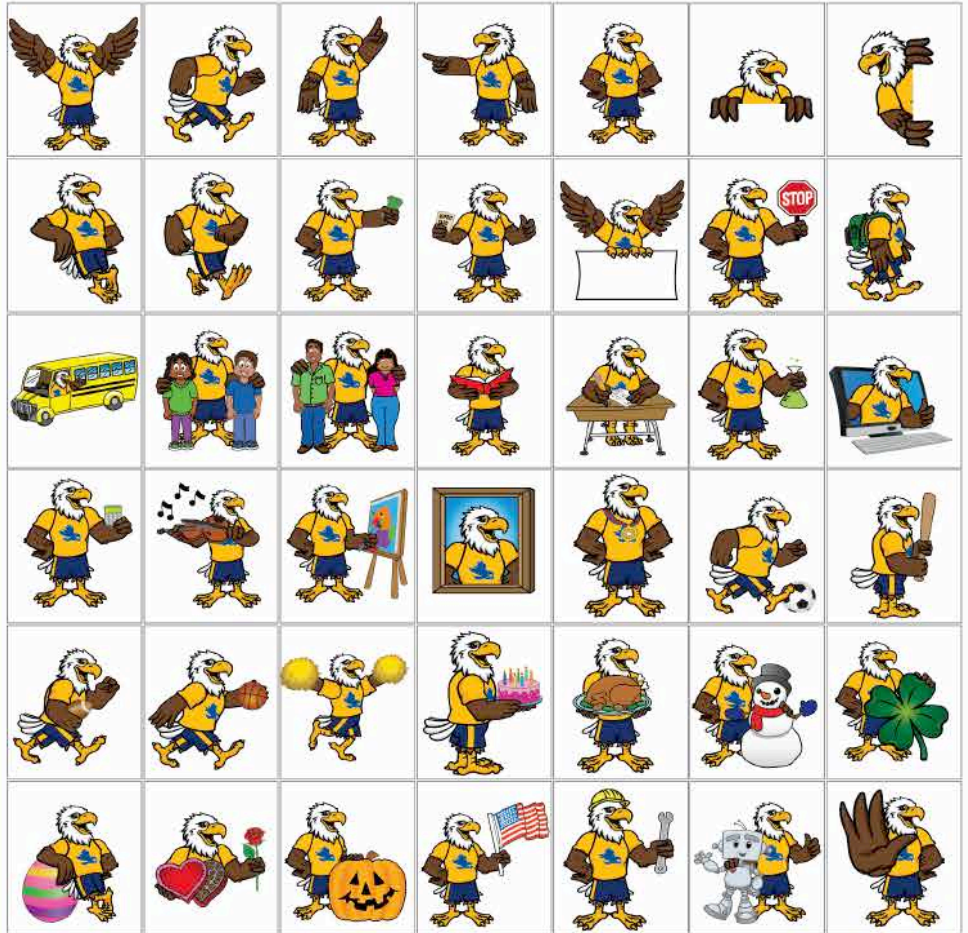


FREE: Print your own Gotcha Rewards from an editable Powerpoint template that allows you to put your school name and core values on mascot money in multiple denominations. Gotcha Rewards do NOT feature your logo/wording on the chest of the mascot.

FREE: 14 coloring sheets (Pdf) featuring your mascot demonstrating positive behavior in different areas of the school.



Coloring sheets do NOT feature your logo/wording on the chest of the mascot.



Clipart Sets include 42 mascot illustrations to make your communications more engaging.



FREE: We will customize this logo template with your mascot, your colors and your school name.

Print Award Certificates from editable templates that feature your logo/mascot, school colors and illustrations of children visually demonstrating what the award recognizes.



Bring your PBIS program to life using role model illustrations of your mascot.

- Helps non-readers understand your messaging
- Promotes an engaging and inclusive school culture
- Meets PBIS posting requirements (visual examples)

	SAFE	OWNERSHIP	ACCEPTING	RESPECTFUL
HALLWAY	• Walk face forward • Keep to the right • Keep hallway clear and clean • Walk briskly	• Go directly to your destination • Get a good example	• Follow directions • Hold doors for others	• Keep hands and feet to self • Stay quiet - listen and be present
RESTROOM	• Wash hands • Use paper towels	• Follow hand sanitizer instructions • Use hand sanitizer	• Wait your turn • Sit, flush, wash	• Respect privacy • Use lockers and lockers • Use equipment and supplies properly
ASSEMBLY	• Enter and exit quietly • Walk in and from building • Stay in designated area	• Keep hands and feet to yourself • Sit appropriately	• Follow directions from adults • Enter and exit quietly	• Eyes and ears on speaker • Participate • Use appropriate options
PLAYGROUND	• Stay in designated area • Report problems to an adult • Walk in and from building	• Line up when you are called • Get a good example • Use equipment appropriately	• Play by the rules • Include others to play	
CAFETERIA	• Follow directions from adults • Walk in and from building • Eat only your food	• Line up when you are called • Get a good example • Use equipment appropriately	• Play by the rules • Include others to play	
LIBRARY	• Follow directions from adults • Walk in and from building	• Stay on task • Use items only in their proper place		
CLASSROOM	• Follow directions • Use hand wash and others			



WELCOME AND CONGRATULATIONS!

You are now an Eagle, with Eagle FRIENDS, and are part of our Eagle COMMUNITY. We have Eagle RULES, and an Eagle WAY of doing things. So when you make a DECISION ask, "What would an Eagle do?" You'll make a good CHOICE, get a good RESULT, and enjoy a GOOD TIME.

Every day is a GREAT day to be an EAGLE!



BEST-SELLING Welcome Poster

- Creates an inclusive and engaging school culture
- Creates a strong sense of community
- Creates a framework for good decision making
- Provides an emotional reward for making good decisions (good times)


Find your mascot right now at mascotjunction.com



Explore all the possibilities at mascotjunction.com




Customizing Your Mascot



ADD SCHOOL COLORS & LOGO

CREATE CLIPART POSES



CUSTOM DESIGN POSTERS, BANNERS, SIGNS & MORE




New mascots can be customized with your school colors and logo/ type on their chest. Visit MascotJunction.com for a complete list.

These customized clipart illustrations are used to create posters, banners and signs featuring your mascot as a role model.

Role Model Options

Role model illustrations help non-readers understand your PBIS program; and using your mascot as a role model helps create a very engaging and inclusive school culture. If you don't want to use one of our 200+ mascots for your role model, you can also choose Children or Graphic Teens.

We have more than 30,000 illustrations just for this purpose. ONLY from Mascot Junction.



Children

Graphic Teens

Mascot

	RESPECTFUL	OWNERSHIP	ACCEPTANCE	RESPONSIBLE
HALLWAY	<ul style="list-style-type: none"> Keep hands and feet to self Stay quiet - discuss one at a time 	<ul style="list-style-type: none"> Go directly to your destination Set a good example Bring class book to class 	<ul style="list-style-type: none"> Follow directions Accept consequences for your actions 	<ul style="list-style-type: none"> Walk line forward Keep to the right Keep hallways clear and clean
RESTROOM	<ul style="list-style-type: none"> Report privacy Use hand sanitizer and soap Use equipment and supplies properly 	<ul style="list-style-type: none"> Flush toilet in restrooms Use time wisely 	<ul style="list-style-type: none"> Directed others of rules Report problems to an adult Go, flush, wash 	<ul style="list-style-type: none"> Wash hands Report problems to an adult Walk at all times Keep water in the sink
ASSEMBLY	<ul style="list-style-type: none"> Eye and ear on teacher Participate Use appropriate language 	<ul style="list-style-type: none"> Keep hands and feet to yourself Or appropriately 	<ul style="list-style-type: none"> Enter and exit quietly Follow directions Participate 	<ul style="list-style-type: none"> Walk at all times Stay in designated area
PLAYGROUND	<ul style="list-style-type: none"> Take turns Use hand sanitizer and soap 	<ul style="list-style-type: none"> Line up when you are called Set a good example Use equipment properly 	<ul style="list-style-type: none"> Follow the rules Share when to play 	<ul style="list-style-type: none"> Stay in designated area Report problems to an adult Walk to and from building
LIBRARY	<ul style="list-style-type: none"> Take care of books and equipment Report issues to an adult Use time wisely 	<ul style="list-style-type: none"> Stay on task Participate when it is your turn Return materials on time 	<ul style="list-style-type: none"> Be quiet Use time wisely 	<ul style="list-style-type: none"> Follow directions from adults Walk at all times
CLASSROOM	<ul style="list-style-type: none"> Use classroom materials appropriately Walk at all times Keep hands, feet and objects to yourself 	<ul style="list-style-type: none"> Complete your work Do your best 	<ul style="list-style-type: none"> Be quiet Participate 	<ul style="list-style-type: none"> Pay attention to your teacher Follow instructions Use hand sanitizer and soap Have your hand to work

Logo Options



Cartoon Logo by Mascot Junction customized with your school name, colors and mascot



Graphic Logo by Mascot Junction customized with your school name, colors and mascot



We are glad to work with a logo or mascot provided by you.



R O A R

	RESPECTFUL	OWNERSHIP	ACCEPTANCE	RESPONSIBLE
HALLWAY	<ul style="list-style-type: none"> Keep hands and feet to self Stay quiet - classes are in progress 	<ul style="list-style-type: none"> Go directly to your destination Set a good example During class have a pass 	<ul style="list-style-type: none"> Follow directions Accept consequences for your actions 	<ul style="list-style-type: none"> Walk face forward Keep to the right Keep hallways clear and clean
RESTROOM	<ul style="list-style-type: none"> Respect privacy Use kind words and actions Use equipment and supplies properly 	<ul style="list-style-type: none"> Throw trash in receptacle Use time wisely 	<ul style="list-style-type: none"> Remind others of rules Return to room promptly Go, flush, wash 	<ul style="list-style-type: none"> Wash hands Report problems to an adult Walk at all times Keep water in the sink
ASSEMBLY	<ul style="list-style-type: none"> Eyes and ears on speaker Participate Use appropriate applause 	<ul style="list-style-type: none"> Keep hands and feet to yourself Sit appropriately 	<ul style="list-style-type: none"> Enter and exit quietly Follow directions Remain quiet 	<ul style="list-style-type: none"> Walk at all times Stay in designated area
PLAYGROUND	<ul style="list-style-type: none"> Take turns Use kind words and actions 	<ul style="list-style-type: none"> Line up when you are called Set a good example Use equipment appropriately 	<ul style="list-style-type: none"> Play by the rules Invite others to play 	<ul style="list-style-type: none"> Stay in designated area Report problems to an adult Walk to and from building
LIBRARY	<ul style="list-style-type: none"> Take care of books and equipment Respect others who are trying to read and learn 	<ul style="list-style-type: none"> Stay on task Put things away in their proper place Return materials on time 	<ul style="list-style-type: none"> Be quiet Use time wisely 	<ul style="list-style-type: none"> Follow directions from adults Walk at all times
CLASSROOM	<ul style="list-style-type: none"> Use classroom materials appropriately Walk at all times Keep hands, feet and objects to yourself 	<ul style="list-style-type: none"> Complete your work Do your best 	<ul style="list-style-type: none"> Be ready to learn Try your best Stay on task Participate 	<ul style="list-style-type: none"> Pay attention to your teacher Follow instructions Use kind words and actions Raise your hand to speak

Mascot Role Model

ROAR

	RESPECTFUL	ORGANIZED	ALERT	RESPONSIBLE
HALLWAY	Keep hands and feet to self Stay quiet - classes are in progress	Walk face forward Keep to the right	Walk directly to your destination Set a good example	During class have a pass
RESTROOM	Respect privacy Use kind words and actions Use equipment and supplies properly	Throw trash in receptacle Use time wisely	Remind others of rules Return to room promptly Go, flush, wash	Wash hands Report problems to an adult Walk at all times Keep water in the sink
ASSEMBLY	Eyes and ears on speaker Participate Use appropriate applause	Keep hands and feet to yourself Sit appropriately	Enter and exit quietly Follow directions Remain quiet	Walk at all times Stay in designated area
PLAYGROUNDS	Take turns Use kind words and actions	Line up when you are called Set a good example Use equipment appropriately	Play by the rules Invite others to play	Stay in designated area Report problems to an adult Walk to and from building
LIBRARY	Take care of books and equipment Respect others who are trying to read and learn	Stay on task Put things away in their proper place Return materials on time	Be quiet Use time wisely	Follow directions from adults Walk at all times
CLASSROOM	Use classroom materials appropriately Walk at all times Keep hands, feet and objects to yourself	Complete your work Do your best	Be ready to learn Try your best Stay on task Participate	Pay attention to your teacher Follow instructions Use kind words and actions Raise your hand to speak

Graphic Style Words Only

SCORE

	SAFETY	COOPERATION	OWNERSHIP	RESPECT	ENGAGED
CLASSROOM	Keep hands and feet to self Stay quiet - classes are in progress	Walk face forward Keep to the right	Walk directly to your destination Set a good example	During class have a pass	
HALLWAY	Respect privacy Use kind words and actions Use equipment and supplies properly	Throw trash in receptacle Use time wisely	Remind others of rules Return to room promptly Go, flush, wash	Wash hands Report problems to an adult Walk at all times Keep water in the sink	
BATHROOM	Eyes and ears on speaker Participate Use appropriate applause	Keep hands and feet to yourself Sit appropriately	Enter and exit quietly Follow directions Remain quiet	Walk at all times Stay in designated area	
CAFETERIA	Take turns Use kind words and actions	Line up when you are called Set a good example Use equipment appropriately	Play by the rules Invite others to play	Stay in designated area Report problems to an adult Walk to and from building	
PLAYGROUND	Take care of books and equipment Respect others who are trying to read and learn	Stay on task Put things away in their proper place Return materials on time	Be quiet Use time wisely	Follow directions from adults Walk at all times	
ARRIVAL	Use classroom materials appropriately Walk at all times Keep hands, feet and objects to yourself	Complete your work Do your best	Be ready to learn Try your best Stay on task Participate	Pay attention to your teacher Follow instructions Use kind words and actions Raise your hand to speak	
DISMISSAL					
ASSEMBLIES					

Teenager Role Model

PRIDE

	PREPARE	RESPECT	INTEGRITY	DEDICATION	EXCELLENCE
HALLWAY	Keep hands and feet to self Stay quiet - classes are in progress	Walk face forward Keep to the right	Walk directly to your destination Set a good example	During class have a pass	
RESTROOM	Respect privacy Use kind words and actions Use equipment and supplies properly	Throw trash in receptacle Use time wisely	Remind others of rules Return to room promptly Go, flush, wash	Wash hands Report problems to an adult Walk at all times Keep water in the sink	
ASSEMBLY	Eyes and ears on speaker Participate Use appropriate applause	Keep hands and feet to yourself Sit appropriately	Enter and exit quietly Follow directions Remain quiet	Walk at all times Stay in designated area	
PLAYGROUND	Take turns Use kind words and actions	Line up when you are called Set a good example Use equipment appropriately	Play by the rules Invite others to play	Stay in designated area Report problems to an adult Walk to and from building	
CAFETERIA	Take care of books and equipment Respect others who are trying to read and learn	Stay on task Put things away in their proper place Return materials on time	Be quiet Use time wisely	Follow directions from adults Walk at all times	
CLASSROOM	Use classroom materials appropriately Walk at all times Keep hands, feet and objects to yourself	Complete your work Do your best	Be ready to learn Try your best Stay on task Participate	Pay attention to your teacher Follow instructions Use kind words and actions Raise your hand to speak	

Children Role Model

PAWS

Understanding	Kind	Responsible	Safe	Healthy
Use appropriate language	Use appropriate language	Use appropriate language	Use appropriate language	Use appropriate language
Use appropriate language	Use appropriate language	Use appropriate language	Use appropriate language	Use appropriate language
Use appropriate language	Use appropriate language	Use appropriate language	Use appropriate language	Use appropriate language
Use appropriate language	Use appropriate language	Use appropriate language	Use appropriate language	Use appropriate language

ROAR

Understanding	Respectful	Ownership	Acceptance	Responsible
Use appropriate language	Use appropriate language	Use appropriate language	Use appropriate language	Use appropriate language
Use appropriate language	Use appropriate language	Use appropriate language	Use appropriate language	Use appropriate language
Use appropriate language	Use appropriate language	Use appropriate language	Use appropriate language	Use appropriate language
Use appropriate language	Use appropriate language	Use appropriate language	Use appropriate language	Use appropriate language
Use appropriate language	Use appropriate language	Use appropriate language	Use appropriate language	Use appropriate language

PRIDE

Understanding	Prepared	Respectful	Integrity	Dedication	Excellence
Use appropriate language	Use appropriate language	Use appropriate language	Use appropriate language	Use appropriate language	Use appropriate language
Use appropriate language	Use appropriate language	Use appropriate language	Use appropriate language	Use appropriate language	Use appropriate language
Use appropriate language	Use appropriate language	Use appropriate language	Use appropriate language	Use appropriate language	Use appropriate language
Use appropriate language	Use appropriate language	Use appropriate language	Use appropriate language	Use appropriate language	Use appropriate language
Use appropriate language	Use appropriate language	Use appropriate language	Use appropriate language	Use appropriate language	Use appropriate language

SOA

Understanding	Safety	Ownership	Acceptance
Use appropriate language	Use appropriate language	Use appropriate language	Use appropriate language
Use appropriate language	Use appropriate language	Use appropriate language	Use appropriate language
Use appropriate language	Use appropriate language	Use appropriate language	Use appropriate language
Use appropriate language	Use appropriate language	Use appropriate language	Use appropriate language
Use appropriate language	Use appropriate language	Use appropriate language	Use appropriate language



FREE
Matrix Templates
Download editable matrix
Word templates featuring
"best practice" language at
MascotJunction.com
Look under "FREE Stuff."

RESTROOM RULES/EXPECTATIONS
CALDWELL ELEMENTARY COUGARS

RESPECTFUL

- Respect privacy
- Use kind words and actions
- Use equipment and supplies properly

OWNERSHIP

- Throw trash in receptacle
- Use time wisely

ACCCEPTANCE

- Remind others of rules
- Return to room promptly
- Go, flush, wash

RESPONSIBLE

- Wash hands
- Report problems to an adult
- Walk at all times
- Keep water in the sink

M-06-A

Custom designed for you. You review, revise and approve everything prior to printing.

LOGO/MASCOT: We are glad to work with your logo/mascot if you don't want to use one of ours.

ACRONYMS: Customized for you. ROAR, SOAR, PAWS, PRIDE or whatever you want.

ROLE MODELS: Choose illustrations of your mascot, children or of teenagers to visually demonstrate positive behaviors and meet PBIS posting requirements.

CLASSROOM RULES/EXPECTATIONS
BROOKLYN ELEMENTARY EAGLES

SAFETY

- Follow instructions
- Use kind words and actions

OWNERSHIP

- Complete your work
- Organize
- Pay attention to your teacher

ACCCEPTANCE

- Be ready to learn
- Raise your hand to speak
- Stay on task
- Participate

RESPECT

- Use classroom materials appropriately
- Walk at all times
- Do not touch objects to yourself

M-06-B

HALLWAY & STAIRS RULES & EXPECTATIONS
MOUNT PLEASANT MIDDLE SCHOOL

TOTAL RESPECT

- Respect all property and personal space
- Walk quietly
- Take pride in the appearance of the building

EFFORT & OWNERSHIP

- Get your materials and walk directly to your destination
- Keep your locker organized
- Must have a pass if it is not passing time
- Use appropriate language

ATTITUDE

- Use quiet greetings
- Encourage and support positive behaviors
- Help others

MENTAL & PHYSICAL SAFETY

- Walk on the right and keep moving
- Keep hands and feet to yourself
- Keep your locker closed and locked when not in use

M-06-C

Voice levels can be added to each poster.

Spanish and dual language versions available.

Hallway/Pasillo RULES/EXPECTATIONS
RIVERWOOD ELEMENTARY RASCALS

Be Respectful/Sé Respetuoso

- Level 0 voice
- Nivel de voz 0
- Keep hands, feet and objects to self
- Mantén tus manos, pies y objetos controlados
- Stay quiet
- Sé tranquilo

Be Responsible/Sé Responsable

- Go directly to your destination
- Ve directo a tu destino
- Ignore distractions
- Ignora las distracciones

Be Safe/Mantente Seguro

- Stay to the right
- Manténate a la derecha
- Eyes and body facing forward
- Ojos y cuerpo mirando al frente
- Walking feet
- No correr

M-06-D



RESTROOM RULES/EXPECTATIONS

POINTER ELEMENTARY
PANTHERS

RESPECTFUL

- Request privacy
- Use hand towels and sanitizers
- Use equipment and supplies properly

OWNERSHIP

- Throw trash in receptacle
- Stop lines wisely

ACCCEPTANCE

- Remind others of rules
- Return to room promptly
- Go, Wash, Wash

RESPONSIBLE

- Wash hands
- Report problems to an adult
- Walk at all times
- Keep water in the sink

M-07-A

HALLWAY RULES/EXPECTATIONS

EDGERTON ELEMENTARY
EAGLES

SAFE

- Walk face forward
- Keep to the right
- Keep hallways clear and clean

OWNERSHIP

- Go directly to your destination
- Set a good example

ACCCEPTING

- Follow directions
- Hold doors for others

RESPECTFUL

- Keep hands and feet to self
- Stay quiet - classes are in progress

M-07-B

CLASSROOM RULES/EXPECTATIONS

HAYSVILLE ELEMENTARY
HUSKIES

POSITIVE

- Use classroom materials appropriately
- Walk at all times
- Keep hands, feet and objects to yourself

ACCOUNTABLE

- Complete your work
- Do your best

WORK HARD

- Be ready to learn
- Try your best
- Stay on task
- Participate

SAFE

- Pay attention to your teacher
- Follow instructions
- Use kind words and actions
- Raise your hand to speak

M-07-C

CAFETERIA RULES/EXPECTATIONS

PANAMA ELEMENTARY
YELLOWJACKETS

STAY SAFE

- Don't share food
- Keep hands to yourself
- Stay seated until dismissed

TAKE RESPONSIBILITY

- Sit in assigned area
- Eat your meal in a timely manner
- Clean up after yourself

INSTILL INTEGRITY

- Use good manners
- Have polite conversations
- Include other students

NEVER GIVE UP!

GIVE RESPECT

- Listen to adults
- Wait your turn
- Use quiet/lowered voices

M-07-D

HALLWAY RULES/EXPECTATIONS

JEFFERSON ELEMENTARY
BULLDOGS

PREPARE

- During class leave a pass
- Walk face forward

RESPECT

- Keep hands and feet to self
- Hold doors for others

INTEGRITY

- Follow directions
- Stay quiet - classes are in progress

EDUCATION

- Go directly to your destination
- Keep to the right

EXCELLENCE

- Set a good example
- Keep hallways clear and clean

M-07-E

RESTROOM/LAVABO RULES/EXPECTATIONS

PENNICHUCK MIDDLE SCHOOL
RAIDERS

RESPECT/RESPECTUOSO

- Respect privacy
- Walk at all times
- Keep water in the sink
- Respeto es prioritario
- Evitando el ruido excesivo
- Manteniendo el agua en el lavaplatos

RESPONSIBLE/RESPONSABLE

- Use equipment and supplies properly
- Throw trash in receptacle
- Return to room promptly
- Go, Wash, Wash
- Wash hands
- Utiliza correctamente el equipo y los útiles
- Trata de hacerse un buen ejemplo
- Regresa al aula con prontitud
- Veje solo la toallas, lavavaso
- Lávate las manos

KIND/BONDAD

- Use kind words and actions
- Remind others of rules
- Report problems to an adult
- Usa palabras y acciones amables
- Recuerdate de las reglas de los pasillos
- Reporta problemas a un adulto

M-07-F

HALLWAY RULES/EXPECTATIONS

RAYMORE MIDDLE SCHOOL
RAMS

PREPARE

- During class leave a pass
- Walk face forward

RESPECT

- Keep hands and feet to self
- Hold doors for others

INTEGRITY

- Follow directions
- Stay quiet - classes are in progress

EDUCATION

- Go directly to your destination
- Keep to the right

EXCELLENCE

- Set a good example
- Keep hallways clear and clean

M-07-G

OFFICE RULES/EXPECTATIONS

HOOVER COMMUNITY SCHOOL
HUSKIES

SAFE

- Always walk
- Open doors carefully
- Make space for others

RESPONSIBLE

- Carry a hall pass to and from the office
- Clearly state my need
- Follow directions from adults

RESPECTFUL

- Greet office staff and wait in the seating area
- Use a quiet voice
- Ask before doing anything

M-07-H

ARRIVAL & DISMISSAL Rules/Expectations

ROY CLOUD
THUNDERBOLTS VOICE LEVEL 1

BE SAFE

- Ask a teacher on duty if you need help.
- Keep hands and feet to yourself.
- Go to the office if you are not picked up on time.

BE RESPECTFUL

- Follow adult directions right away.
- Use quiet voices until the school day is over at 2:50PM.
- Follow the same school rules as during the school day.

BE RESPONSIBLE

- Arrive and leave on time.
- Line up when the first bell rings.
- Keep all materials in your backpack until you get to your classroom.

M-07-J

PLAYGROUND RULES/EXPECTATIONS

EDGERTON ELEMENTARY
CARDINALS

SAFE

- Stay in designated area
- Report problems to an adult
- Walk to and from building

OWNERSHIP

- Line up when you are called
- Set a good example
- Use equipment appropriately

ACCCEPTING

- Play by the rules
- Invite others to play

RESPECTFUL

- Take turns
- Use kind words and actions

M-07-K

CLASSROOM RULES/EXPECTATIONS

PLACER ACADEMY
LIONS

RESPECT

- Listen to instructions.
- Keep hands, feet & objects to yourself.

ORGANIZATION

- Write homework assignments in your planner.
- Keep everything you need in your backpack.

ATTITUDE

- Everything is going to be OK.
- Try your best!

RESPONSIBILITY

- Complete your assignment

M-07-L

Horizontal layouts are better for larger banners (6ft x 4ft) to tie to a playground's four-foot tall chain link fence, or hang on a cafeteria or gymnasium wall.

Dry-Erase Classroom Rules Posters




Theme Banners

BLUE VALLEY ELEMENTARY TIGERS

ROAR

RESPECTFUL ORGANIZED ACHIEVE GOALS RESPONSIBLE



M-08-A

LUCY ELEMENTARY SCHOOL EAGLES

SOAR

SAFE ORGANIZED ACCOUNTABLE RESPECTFUL



M-08-B

MAX PEAKE TRAILBLAZERS

P.R.I.D.E.

PURPOSE RESPECT INTEGRITY DIVERSITY EMPATHY



M-08-E

EAGLE CREST ELEMENTARY EAGLES

RISE

RESPONSIBLE INCLUSIVE SAFE EMPATHETIC



M-08-C

MONTAGUE ELEMENTARY

TROJANS

ARE

RESPECTFUL • RESPONSIBLE • SAFE



M-08-F

LINCOLN ELEMENTARY

SAFE RESPECTFUL RESPONSIBLE




SEGURO RESPETUOSO RESPONSABLE

M-08-D

MONTROSE ELEMENTARY

MUSTANGS

SAFE • TRUSTWORTHY • ACCOUNTABLE • RESPECTFUL



M-08-G

Theme Posters, Banners & Plaquettes




N.E.W. ACADEMY CANOGA PARK

DOLPHINS

SAFE RESPECTFUL RESPONSIBLE

M-08-H

PANORAMA MIDDLE SCHOOL



PANORAMA MIDDLE SCHOOL

ROAR

RESPECT • ORGANIZATION ACHIEVEMENT • RESPONSIBILITY

M-08-J

GEORGE C. WEINER ELEMENTARY




WILDCATS

ROAR

RESPONSIBLE ORGANIZED ACCEPTING RESPECTFUL

M-08-K

BROOKS ELEMENTARY




BRONCOS

ARE

RESPECTFUL RESPONSIBLE SAFE

M-08-L

YONCALLA ELEMENTARY



YONCALLA ELEMENTARY EAGLES

SOAR

SAFETY OWNERSHIP ACCEPTANCE RESPECT & RESPONSIBILITY

M-08-M

Welcome Banners

WELCOME AND CONGRATULATIONS! BRIGHTON ELEMENTARY STUDENTS

You are now a Grizzly with Grizzly FRIENDS, and part of our Grizzly COMMUNITY. We have Grizzly RULES, and a Grizzly WAY of doing things. So when you make a DECISION ask, "What would a Grizzly do?" You'll make a good CHOICE, get a good RESULT, and enjoy a GOOD TIME.

GRIZZLIES

Every day is a GREAT day to be a GRIZZLY!

Welcome Message

M-09-A

Welcome

Bienvenido, Welkom, Bienvenue, Benvenuto, 你好, 안녕하세요, مرحبا, أهلا وسهلا, 你好, 안녕하세요, مرحبا, أهلا وسهلا, 你好, 안녕하세요, مرحبا, أهلا وسهلا

BLUE JAYS

Welcome Inclusive

M-09-B

WELCOME TO **LORDSTOWN HIGH SCHOOL**

DEVILS

Welcome Simple

M-09-C

Our most popular items. Our Welcome Banners and Posters create a sense of community, inclusiveness and provide a framework for making good decisions.

Did you know that **97%*** of people remember what their high school mascot was; and will **remember it for life!** Why? Because it's part of their personal history, and how they see themselves. It's part of their **self-image**. That's why using mascots as a memory hook for teaching **core values** works so well.

They stick with the child and become **guiding principals for life!**

*The other 3% were home schooled and/or didn't have a mascot at their school. These were the results of a survey taken in 2019.

Welcome Posters

WELCOME AND CONGRATULATIONS!

You are now a Bulldog, with Bulldog FRIENDS, and are part of our Bulldog COMMUNITY. We have Bulldog RULES, and a Bulldog WAY of doing things. So when you make a DECISION ask, "What would a Bulldog do?" You'll make a good CHOICE, get a good RESULT, and enjoy a GOOD TIME.

BULLDOGS

Every day is a GREAT day to be a Bulldog!

Welcome Message

M-09-D

JACKSONVILLE ELEMENTARY • JACKSONVILLE ELEMENTARY

BULLS

Welcome

Bienvenido, Welkom, Bienvenue, Benvenuto, 你好, 안녕하세요, مرحبا, أهلا وسهلا, 你好, 안녕하세요, مرحبا, أهلا وسهلا, 你好, 안녕하세요, مرحبا, أهلا وسهلا

Welcome Inclusive

M-09-E

WELCOME TO DUPONT MIDDLE SCHOOL

Welcome Simple

M-09-F




Ways to use your mascot as a role model to

Pledge Posters Give us your pledge or use one of the many featured on our web site.

JAGUAR PLEDGE

I pledge today to do my best in reading, math, and all the rest. I promise to obey the rules, in my class and in our school. I'll respect myself and others too. I'll expect the best in all I do, I am here to learn all I can, to try my best and be all I am.



M-10-A

I am a tiger, hear me roar! We are tigers, we stand for:

**Respectful
Organized
Attentive
Responsible**



M-10-B

TODAY I WILL :

Lead by Example
Encourage Self and Others
Respect Responsibly
Appreciate Everyone
Never Give Up



M-10-C

I am an eagle, watch me soar! We are eagles, we stand for:

**Safety
Ownership
Action
Respect**




M-10-D

Word Cloud Posters

RESPECT

I am a Wildcat, therefore I am:


Listening, Accepting, Paying Attention, Polite, Proud, Dutiful, Tolerant, Value, Appreciative, Mannerly, Admiring, Caring, Responsible, Taking Care, Honorable



M-10-E

SAFETY

I am a Wildcat, therefore I am:



M-10-F

TRUSTWORTHINESS


I am a Wildcat, therefore I am:



M-10-G

CARING


I am a Wildcat, therefore I am:



M-10-H

INTEGRITY


I am a Wildcat, therefore I am:



M-10-I

CITIZENSHIP

I am a Wildcat, therefore I am:



M-10-K

Great for teaching character traits. Focus on one trait each month and discuss the synonyms and their various meanings and applications.

RESPONSIBLE


I am a Wildcat, therefore I am:



M-10-L

HONESTY


I am a Wildcat, therefore I am:



M-10-M

LEADERSHIP

I am a Wildcat, therefore I am:



M-10-N

PERSEVERANCE


I am a Wildcat, therefore I am:



M-10-O

FAIRNESS

I am a Wildcat, therefore I am:



M-10-P

POSITIVE

I am a Wildcat, therefore I am:



M-10-Q

Navigating Conflict

NEW!




Navigating Conflict

M-10-R

What Would Posters


WHAT WOULD A SPARTAN DO?



M-10-S

Super Power Posters

I AM AN EAGLE SUPERPOWER IS LEARNING!



MY BRAIN GETS STRONGER EVERY TIME I LEARN!

M-10-T

Clean & Healthy Posters

BRONCOS CLEAN & HEALTHY



- Respect others' personal space.
- Enter and exit with no-contact methods.
- Avoid touching your eyes, nose, and mouth.
- Come your cough or sneeze with a tissue, or with your elbow.
- Wash your hands after coughing or sneezing, before touching anything.
- Wash your hands often with soap and water for at least 20 seconds.
- Clean and disinfect frequently touched objects.
- Stay home when you are sick.
- If sick, remain home until you are fever free for 24 hours without the aid of medication.

M-10-U



create a highly engaging and inclusive culture.

Customized for you

Choose from three basic formats:

- Hand Signal by Mascot
- Hand Signal by Student
- Graphic Style

Voice levels can also be reflected on Rule Posters for different areas of your school. See page 6.



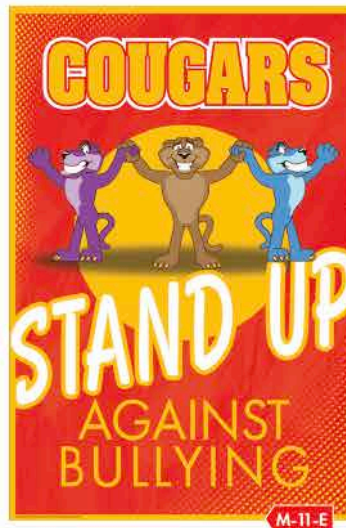
When to say "NO!"

While we try to express things in a positive way, there are times when it's OK to say "No." These posters help you create a culture that is safe and inclusive by giving students guidelines on when to stand up, speak out and draw a line.

See Something Posters



Anti-Bullying Posters



Say No To Drugs Posters



Emotion Management

Use the **Feelings** poster to help students identify their emotional state so you can have a starting point for discussions.

The **Calm Down** poster gives students a handy tool for controlling their emotions.

Feel Good posters show students how they can feel good about themselves by simply following the example shown by their mascot. See examples of all 10 online.

Feelings Posters



Calm Down Posters



Feel Good Posters

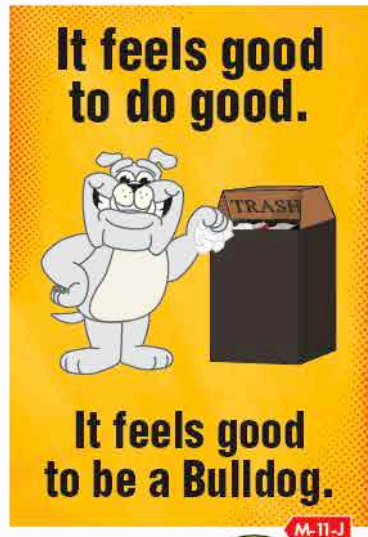
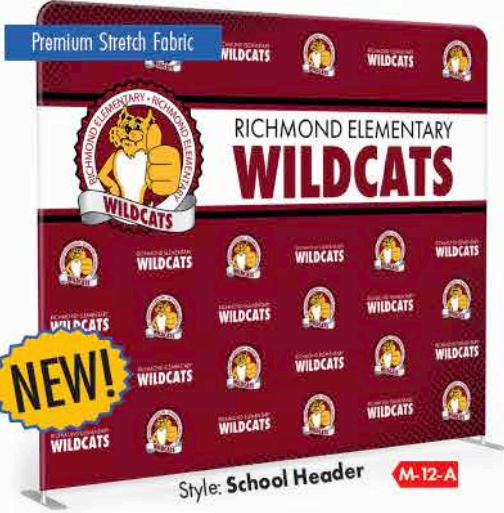



Photo Backdrops


Double-sided printing available on PREMIUM STRETCH FABRIC backdrops only. Great for multiple applications!




Style: School Header **M-12-A**



Style: Step & Repeat/Wallpaper **M-12-B**



Style: Big Logo **M-12-C**



Style: School Header **M-12-D**



Style: Step & Repeat/Wallpaper **M-12-E**



Style: Big Logo **M-12-F**

Table Covers



M-12-G
Full-color printed
STRETCH Table Cloth

Table-Top

Mini Banner Stand

Great for remote events and wherever you sit at a table.

- 11.5" x 17.5"




M-12-H
Full-color printed
Table Cloth

M-12-I



Retractable Banner Stands

Custom designed with any message you want.



M-13-D

- 14 feet tall
- Single-sided or double-sided

Event Tents

Feather Flags



Without Optional Back Wall

With Optional Back Wall

SAVE ON EVENT BUNDLES!

Visit MascotJunction.com for details

STARTER: \$799



STANDARD: \$1,299



MEGA: \$3,199



CEILING SIGNS




Corrugated Plastic w/ Grommets



Wall Buddy Wall Sticker

ROOM SIGNS



DIRECTORY SIGNS



Acrylic Directory Signs

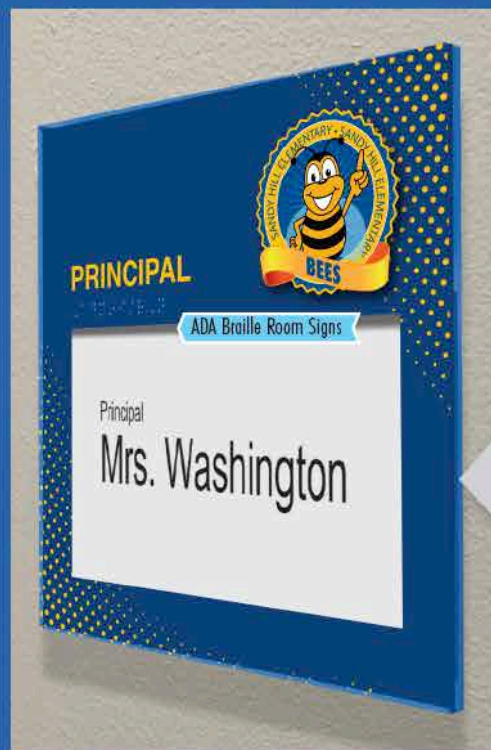


Optional Standout Mounts

PHOTO MARQUEES



BRAILLE SIGNS



ADA Braille Room Signs



PVC Board Directory Signs

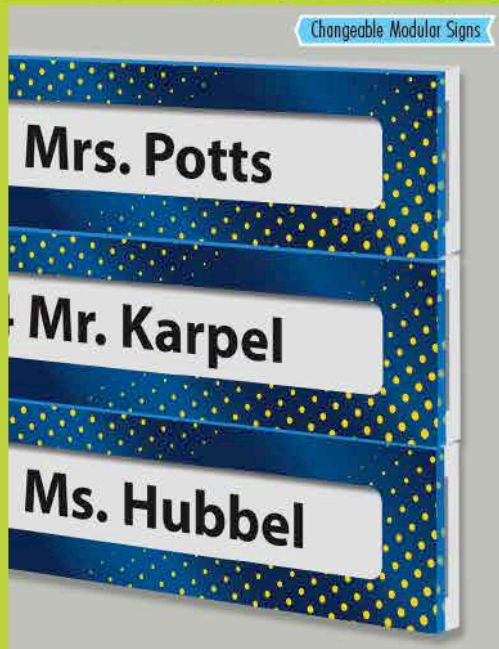



Optional Double-Sided Tape Mounting

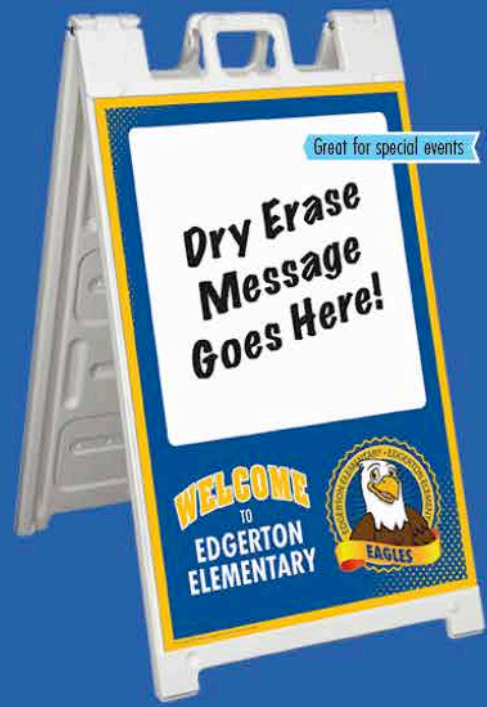
STREET SIGNS




GRADE SIGNS



A-FRAME SIGNS



Wall Buddy™ Stickers



Sensory Path Stickers Customized with your mascot and PBIS theme! See more at mascotjunction.com



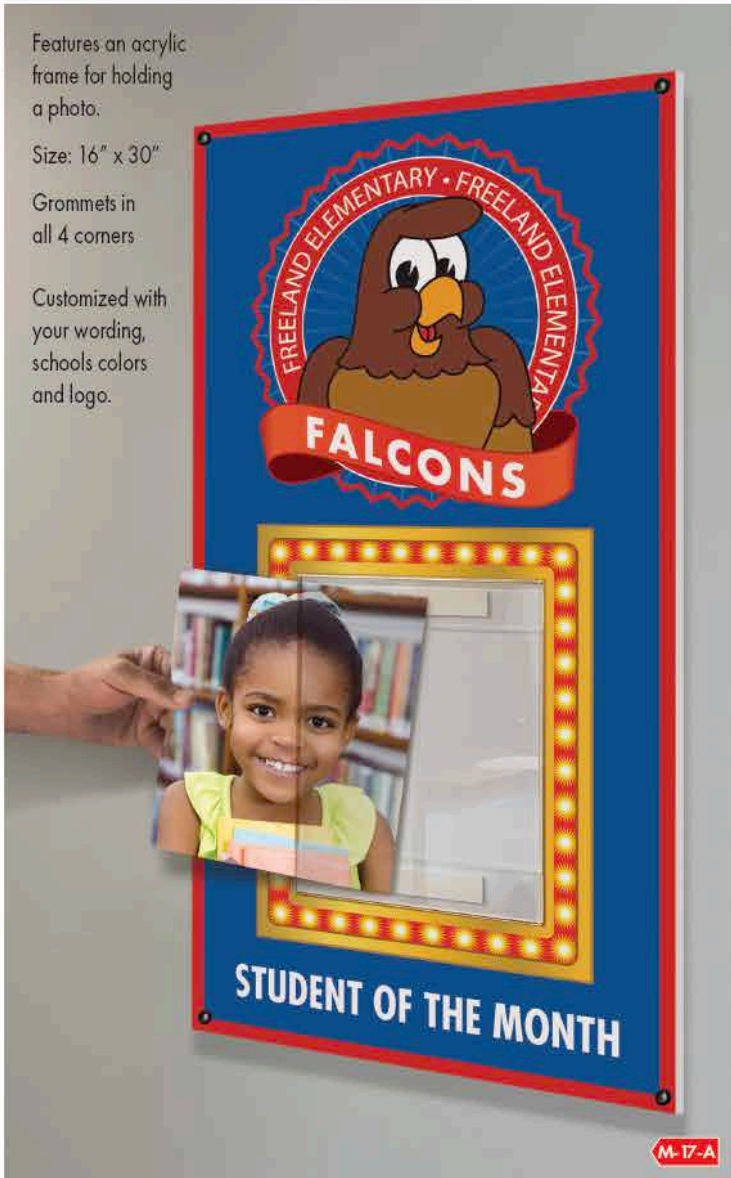
Photo Recognition Marquees

Features an acrylic frame for holding a photo.

Size: 16" x 30"

Grommets in all 4 corners

Customized with your wording, schools colors and logo.



Wall Stickers



Pole Banners

Universal mounting hardware w/arms & brackets included • 24" x 48" • Two-sided printing • Custom designed for you



Welcome/Logo

M-18-A

Logo/Name

M-18-B

Cartoon Logo/Theme

M-18-C

Logo by School/Theme

M-18-D

Pole Flags



- One or two-sided printing
- 3ft x 2ft
- 5ft x 3ft
- 6ft x 4ft
- Custom sizes available

M-18-E


Spirit Flags



- 5ft x 3ft
- 6ft x 4ft
- 8ft x 5ft

M-18-F

Champ Style Banners



M-18-H

Features pole pocket at top OR grommets.

Different shapes and sizes available.

Parade Banners



M-18-G






Hook-&-loop seam enables banners to be used over and over. Poles optional. Various sizes available. Learn more at mascotjunction.com



Customized with student names and numbers. Yard Signs



POSITIVE MESSAGE Stickers for Walls, Floors & Doors

- Transform your school climate
- Reduce incidents of bullying
- Create a positive learning environment
- Customized with YOUR mascot (Style 1)
- 3 sizes available
- For walls, floors and doors
- Die-cut for easy application

Positive Message Stickers are printed on a single sheet and die cut for easy application. Choose from three sheet sizes, or request custom sizes:

- Standard Sheet Size: 4ft x 2ft
- Large Sheet Size: 6ft x 3ft
- Jumbo Sheet Size: 8ft x 4ft
- Custom sizes available



The samples shown depict custom sized stickers that are larger than our Jumbo size. Please refer to Size Charts.



STYLE 1 is customized with a kid-friendly version of your mascot.

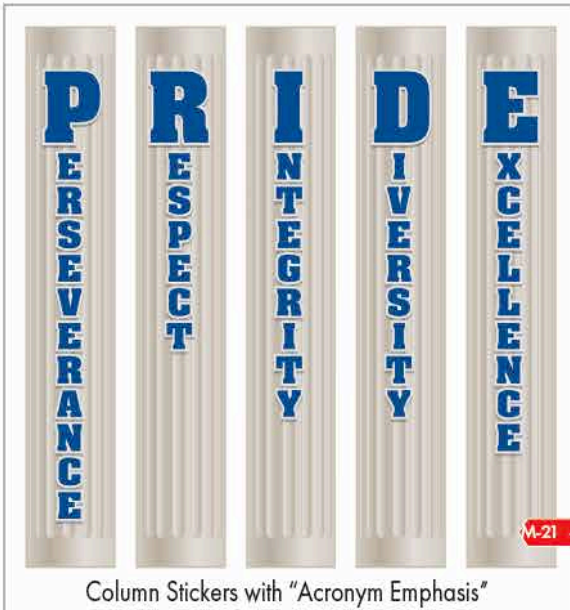
Size Chart			
Standard: 13.5" x 8" Large: 20" x 12" Jumbo: 27" x 16"	Standard: 12" x 7" Large: 18" x 10.5" Jumbo: 24" x 14"	Standard: 10.5" x 8" Large: 15.5" x 12" Jumbo: 21" x 16"	Standard: 6.5" x 11.5" Large: 10" x 18" Jumbo: 13" x 23"
Standard: 6.75" x 9" Large: 10" x 13.5" Jumbo: 13.5" x 18"	Standard: 8" x 9" Large: 12" x 13.5" Jumbo: 16" x 18"	Standard: 11.5" x 7.75" Large: 17.5" x 15.5" Jumbo: 23" x 15.5"	Standard: 12" x 3.5" Large: 18" x 5" Jumbo: 24" x 7"
Standard: 10.5" x 7" Large: 15.75" x 10.5" Jumbo: 21" x 14"	Standard: 13" x 7" Large: 20.5" x 10.5" Jumbo: 28" x 14"	Standard: 7.25" x 7.25" Large: 11" x 11" Jumbo: 14.5" x 14.5"	Standard: 15.5" x 5.5" Large: 23" x 8" Jumbo: 31" x 11"



STYLE 2 features popular retro designs and is a popular choice for those who don't want a mascot featured.

Size Chart			
Standard: 8" x 8.5" Large: 12" x 12.5" Jumbo: 16" x 17"	Standard: 20" x 4.75" Large: 30" x 6.5" Jumbo: 40" x 8.5"	Standard: 8.75" x 8.75" Large: 13.25" x 13.25" Jumbo: 17.5" x 17.5"	Standard: 8.75" x 8.75" Large: 13.25" x 13.25" Jumbo: 17.5" x 17.5"
Standard: 11.25" x 5" Large: 16.75" x 7.5" Jumbo: 22.5" x 10"	Standard: 16" x 5" Large: 24" x 7.5" Jumbo: 32" x 10"	Standard: 19" x 4.5" Large: 28.5" x 6.75" Jumbo: 38" x 9"	
Standard: 13" x 5.5" Large: 19.5" x 7.75" Jumbo: 26" x 11"	Standard: 9" Large: 13.5" Jumbo: 18"	Standard: 9" Large: 13.5" Jumbo: 18"	Standard: 15" x 9" Large: 22" x 13.5" Jumbo: 30" x 18"
Standard: 13" x 3.5" Large: 19.5" x 5.25" Jumbo: 26" x 7"			





- Customized with YOUR wording and colors
- 3 sizes available
- For indoor or outdoor walls
- Die-cut for easy application


WORLD OF OPPORTUNITIES Wall Stickers

- Customized with YOUR mascot and school colors
- 3 sizes available
- For indoor or outdoor walls
- Die-cut for easy application



STEM Wall Stickers

- Customized with YOUR mascot and school colors
- 3 sizes available
- For indoor or outdoor walls
- Die-cut for easy application



Door Decals

BE RESPECTFUL 

THINK POSITIVE! 

WASH YOUR HANDS 

I MATTER 

BE RESPONSIBLE 

Reduce incidents of bullying as much as 90%.

In a recent study, one inner-city school documented the impact of decorating their restrooms with positive messages, and the results were astounding. Incidents of bullying were primarily occurring in the restrooms. Over the course of one semester, administrators reported 32 incidents. During the holiday break, they decorated each restroom with positive affirmations and cheerful designs. The following semester, they documented one single incident of bullying in the same areas - more than a 90% decline in incidents. Since then, the school expanded its positive messaging into stairwells and is seeing similar positive results throughout the entire school.

Standard size is 24" x 6" - fits most restroom stall doors. Custom sizes available upon request.

Style A - Set 1 **M-22-A**



Style A - Set 2 **M-22-B**



Style B-Set 1 **M-23-A** Customized w/ your colors & logo



Style B-Set 2 **M-23-B** Customized w/ your colors & logo



Style C-Set 1 **M-23-C** Customized w/ your colors & logo



Style C-Set 2 **M-23-D** Customized w/ your colors & logo



Style D - Set 1 **M-23-E**



Style D - Set 2 **M-23-F**



Stair Stickers: Indoor & Outdoor, Custom-Designed

Logo Stair Stickers



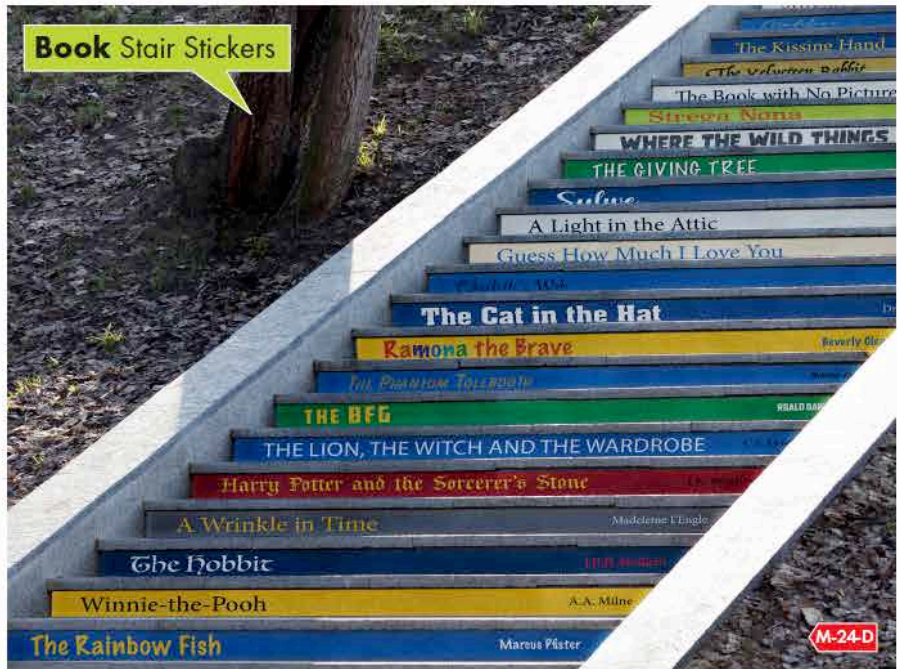
Grammar Stair Stickers



Theme Stair Stickers



Book Stair Stickers



Multiplication Stair Stickers



If you can imagine it, we can bring it to life!

Stair stickers are an excellent way to give repeated exposure to things you want to teach. All stair stickers are **custom designed**. Count your stairs, measure their width and height, and tell us what you want on each.



Window Perfs An extra layer of security!

During daylight hours, perfs block visibility through EXTERIOR windows from the outside-in. For INTERIOR window solutions (office-to-hallway, etc.), visit mascotjunction.com/window-perfs/to find the best solution.



Nationwide provider
of window perfs for
educational
facilities.



For INTERIOR windows
you may prefer Solid Vinyl instead
of Perfs to provide greater privacy. Visit
mascotjunction.com/window-perfs/ to learn more.



COSTUMES



Made in America. High quality. Replacement parts available.

SELFIE FRAMES



Celebration Set includes 5 two-sided Selfie Frames plus 5 Photo Bombs (mascot heads).

Custom Set includes 5 two-sided Selfie Frames plus 5 Photo Bombs (mascot heads).

SENSORY PATHS



Pre-cut floor stickers for easy installation



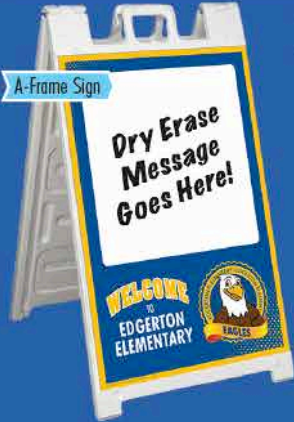
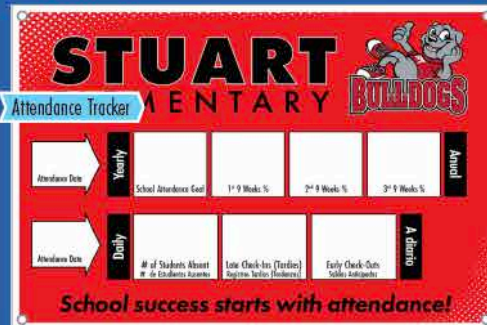
Cardboard cut-outs with stand on back

STANDEES



DRY-ERASE

Wall Talker




Locker Stickers



SWAG

Pennants



Water Bottles



Wrist Bands



Stadium Cups



Apparel



Bumper Stickers




FLOOR MATS



Nylon Mat - Light traffic indoors



Berber Inlay Mat - Heavy traffic indoors



Scraper Mat - Outdoors



PBIS BUNDLES

Everything is customized with your words, your colors & your mascot. Shipping and set-up fees included.

\$999

- 5 Large Posters (24" x 36")
- 25 Standard Posters (16" x 24")
- 1 Ceiling Sign (46" x 18")
- 2 Small Banners (6ft x 2ft)
- **Electronic Downloads Bundle***

\$1,999

- 10 Large Posters (24" x 36")
- 35 Standard Posters (16" x 24")
- 4 Ceiling Signs (46" x 18")
- 2 Small Banners (6ft x 2ft)
- 2 Medium Banner (7.5ft x 2.5ft)
- 3ft. Logo Sticker (one)
- **Electronic Downloads Bundle***

\$2,999

- 15 Large Posters (24" x 36")
- 40 Standard Posters (16" x 24")
- 4 Ceiling Signs (46" x 18")
- 3 Small Banners (6ft x 2ft)
- 1 Medium Banner (7.5ft x 2.5ft)
- 1 Matrix Banner (4ft x 3ft)
- 1 Table Throw for 6 ft table
- 3ft. Logo Sticker (one)
- 1 A-Frame Sign with inserts
- **Electronic Downloads Bundle***

\$3,999

- 25 Large Posters (24" x 36")
- 50 Standard Posters (16" x 24")
- 4 Ceiling Signs (46" x 18")
- 2 Small Banners (6ft x 2ft)
- 1 Medium Banner (7.5ft x 2.5ft)
- 1 Matrix Banner (6ft x 4.5ft)
- 1 Table Throw for 6 ft table
- Choice of 4ft. Logo Sticker OR Wall Buddy
- 1 A-Frame Sign with inserts
- **Electronic Downloads Bundle***

\$4,999


- 30 Large Posters (24" x 36")
- 60 Standard Posters (16" x 24")
- 5 Ceiling Signs (46" x 18")
- 2 Medium Banners (7.5ft x 2.5ft)
- 2 Large Banners (10.5ft x 3.5ft)
- 1 Matrix Banner (6ft x 4.5ft)
- 1 Table Throw for 6 ft table
- Choice of 4ft. Logo Sticker OR Wall Buddy
- 1 Retractable Banner Stand
- 1 Table Top Mini Banner Stand
- 1 A-Frame Sign with inserts
- **Electronic Downloads Bundle***

***Electronic Download Bundle** includes:

- 40+ clip art images of your mascot
- 45 Award Certificates (Powerpoint)
- 14 Coloring Sheets (Pdf)
- Gotcha Rewards (Powerpoint)

	RESPONSIBLE	ORGANIZED	ACHIEVE GOALS	RESPECTFUL
HALLWAY	<ul style="list-style-type: none"> • Walk behind and to the left • Stay quiet - doors are in progress 	<ul style="list-style-type: none"> • Go quickly to your classroom • Get a good example • Always show lines a path 	<ul style="list-style-type: none"> • Follow directions • Assist classmates for your safety 	<ul style="list-style-type: none"> • Walk on the right • Stay in the right • Keep hallways clear and clean
RESTROOM	<ul style="list-style-type: none"> • Request passes • Use the rest room and return • Use equipment and materials properly 	<ul style="list-style-type: none"> • Go straight to restroom • Use the lines 	<ul style="list-style-type: none"> • Report when you enter • Return to room promptly • Get things work 	<ul style="list-style-type: none"> • Walk on the right • Report problems to an adult • Walk in all lines • Stay out of the way
ASSEMBLY	<ul style="list-style-type: none"> • Line up and wait in order • Pack up and return to your seat • Listen to the announcements 	<ul style="list-style-type: none"> • Stay behind and line up yourself • Be respectful 	<ul style="list-style-type: none"> • Come out and quickly • Follow directions • Return seats 	<ul style="list-style-type: none"> • Walk in all lines • Stay in designated area
PLAYGROUND	<ul style="list-style-type: none"> • Line up and wait in order • Use the rest room and return • Use equipment and materials properly 	<ul style="list-style-type: none"> • Line up when you are called • Get a good example • Use equipment appropriately 	<ul style="list-style-type: none"> • Play by the rules • Listen when to play 	<ul style="list-style-type: none"> • Stay in designated area • Report problems to an adult • Walk in all lines • Stay in line
CAFETERIA	<ul style="list-style-type: none"> • Respect others' space • Use the rest room and return • Use equipment and materials properly 	<ul style="list-style-type: none"> • Leave a clean table, floor and floor • Use plates and trash can 	<ul style="list-style-type: none"> • Clean up after yourself by picking up and hand and wash the table when in use • Wash hands 	<ul style="list-style-type: none"> • Follow directions from adults • The food needs to be eaten • Sit only one food
LIBRARY	<ul style="list-style-type: none"> • Line up and wait in order • Use the rest room and return • Use equipment and materials properly 	<ul style="list-style-type: none"> • Stay on the line • Put things away in their proper place • Return equipment to the line 	<ul style="list-style-type: none"> • Be quiet • Don't talk 	<ul style="list-style-type: none"> • Follow directions from adults • Walk in all lines
CLASSROOM	<ul style="list-style-type: none"> • Use classroom materials appropriately • Walk in all lines • Keep hands, feet and objects to yourself • Stay seated line forward 	<ul style="list-style-type: none"> • Complete your work • Do your best • Listen to the line down • No eating or drinking • Keep things to your backpack 	<ul style="list-style-type: none"> • Be ready to learn • The rest room • Stay on the line • Pick up • Keep your backpack closed • Report problems to adults 	<ul style="list-style-type: none"> • The attention is your teacher • Report problems to an adult • Walk in all lines • Sit only one food • Keep your seat • The food needs to be eaten • Report problems from adults • Walk in all lines • Report when to be quiet


Matrix Posters & Banners




Theme Banner



Welcome Banner - Inclusive



Welcome Banner - Message



Theme Poster




Welcome Banner - Simple



Welcome Banner - Inclusive



Welcome Banner - Message




Voice Level Poster



Pledge Poster



Ceiling Signs



Logo Sticker

Wall Buddy Sticker



A-Frame Signs

Front

Back




Table Throw

Banner Stand



EVENT BUNDLES



STARTER: \$799



STANDARD: \$1,299



MEGA: \$3,199

Budget NOW... Decide later

The big benefit of budget planning with Bundles is that it allows you to earmark funds now and decide exactly what you want later.

You can get a formal quote that includes all costs (taxes IF they apply) instantly at mascotjunction.com. The site works like a shopping cart but it e-mails you a quote instead of taking payment. There is no obligation to purchase.

Later, when you are ready to provide details of what you want in your bundle, you'll fill out a Bundle Planning Guide.

District-Wide Orders

We work with thousands of schools across the country so we have the resources and expertise it takes to roll out a consistent and effective PBIS program for every school in your district. We are glad to work with each Principal to custom craft products to support their unique program. Every product is custom designed to include each school's theme/acronym, wording, colors, mascot and logo.

E-mail info@mascotjunction.com or call 816-916-1377 for info.

Prices/ Getting a Quote



MascotJunction.com

- Works like a shopping cart
- E-mails you a pdf quote instantly
- Shipping & taxes* included
- No obligation

Ordering is as easy as 1, 2, 3.

1. Get a quote using the shopping cart at mascotjunction.com.
2. Use the quote to get a PO (Purchase Order) through your purchasing department.
3. Send your PO to info@mascotjunction.com.

We'll take it from there...

We may reach out to you for additional info about your wording, logo, mascot, etc. You get to review, revise and approve all the designs to ensure you get exactly what you want. If you have any questions or special requests, we're glad to accommodate.



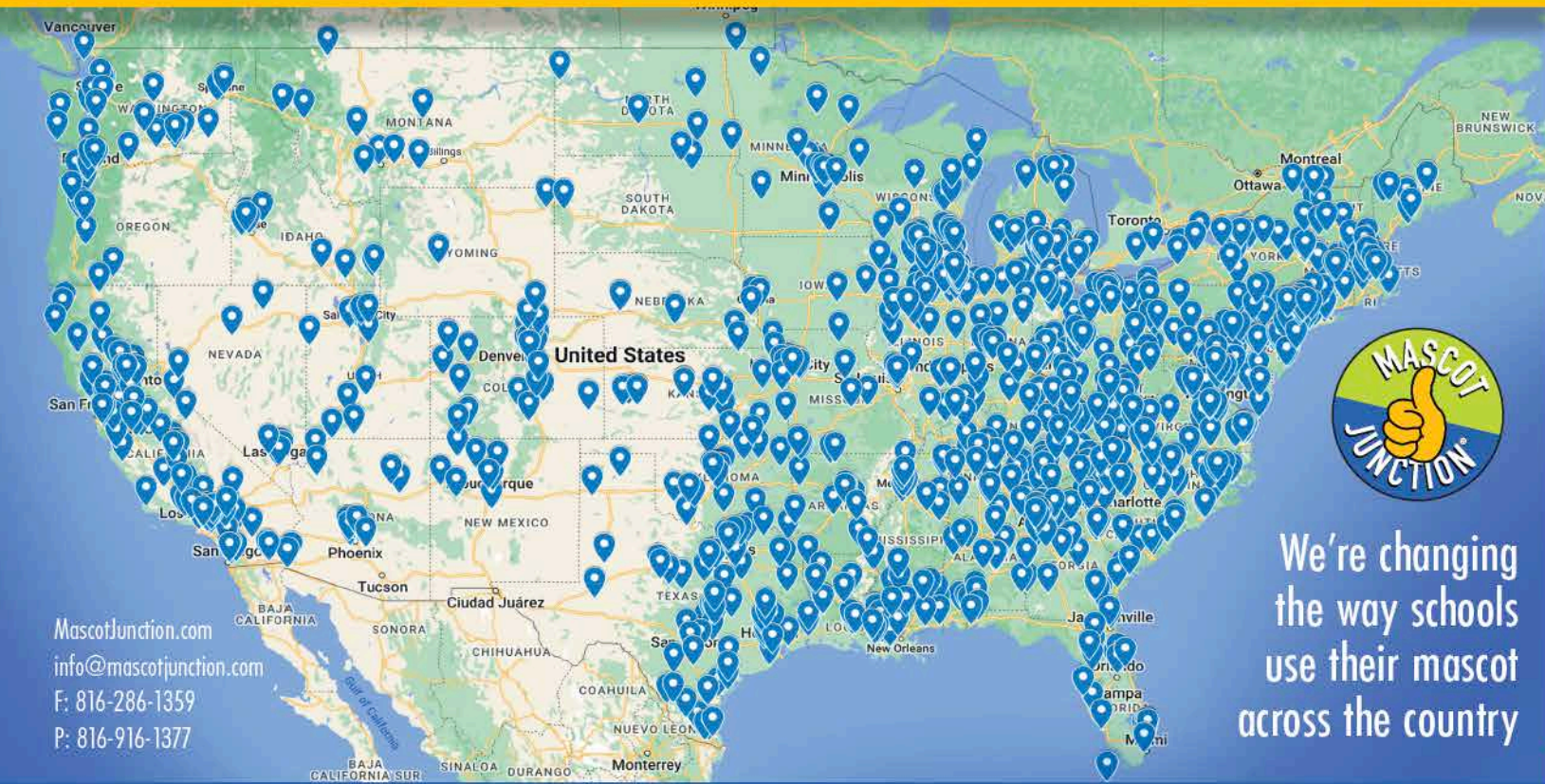
When your mascot talks...
 everyone listens
 everyone is included
 everyone is engaged
 everyone is part of the community



Mascot Junction, Inc.
 664 SE Bayberry Ln., Suite 101
 Lee's Summit, MO 64063

P: 816-916-1377
 F: 816-286-1359
 info@mascotjunction.com

Learn more about using your mascot as a role model at MascotJunction.com



We're changing
 the way schools
 use their mascot
 across the country

MascotJunction.com
 info@mascotjunction.com
 F: 816-286-1359
 P: 816-916-1377

PBIS BUNDLES