

# YOUR SCHOOL YOUR WAY

CUSTOM DESIGNED  
POSTERS, BANNERS, SIGNS & MORE



2025/2026  
FALL CATALOG



Make your mascot the heart  
of your school's culture.




GET A  
QUOTE  
ONLINE  
INSTANTLY

[MASCOTJUNCTION.COM](https://MASCOTJUNCTION.COM)



## Customize Mascots

Many of our mascots can be customized with your school colors and logo/type on their chest. These customized clipart illustrations are used to create posters, banners and signs featuring your mascot as a role model.



Visit [MascotJunction.com](http://MascotJunction.com) for a complete list.

## Role Model Options



Role model illustrations help non-readers understand your PBIS program; and using your mascot as a role model helps create a very engaging and inclusive school culture. If you don't want to use one of our 200+ mascots for your role model, you can also choose Children or Graphic Teens.

We have more than 30,000 illustrations just for this purpose. ONLY from Mascot Junction.



Don't want Role Models? We have a words only option available!

## Logo Options



**Cartoon Logo** by  
Mascot Junction



**Graphic Logo** by  
Mascot Junction



**Varsity Logo** by  
Mascot Junction



We are glad to work with  
a logo provided by you.





Once we have all your design information, one of our talented designers will create your custom designed products. You get to review, revise and approve everything before it is printed to ensure you get exactly what you want.



# PBIS BUNDLES

*Shipping &  
set-up fees  
included in price.*

## Budget NOW... Decide Later

The big benefit of budget planning with Bundles is that it allows you to earmark funds now and decide exactly what you want later.

You can get a formal quote that includes all costs (taxes IF they apply) instantly at [mascotjunction.com](http://mascotjunction.com). The site works like a shopping cart but it e-mails you a quote instead of taking payment. There is no obligation to purchase.

Later, when you are ready to provide details of what you want in your bundle, you'll fill out a Bundle Planning Guide.

## MAKE YOUR MASCOT MEAN SOMETHING!

Your students will remember their mascot **FOR LIFE!** By using it as a role model, you are providing them guiding principles that will also follow them **FOR LIFE!**

There's a reason why they say  
**"Once a tiger, always a tiger."**





## \$999

- 5 Large Posters (24" x 36")
- 25 Standard Posters (16" x 24")
- 1 Ceiling Sign (46" x 18")
- 2 Small Banners (6ft x 2ft)
- [Electronic Downloads Bundle\\*](#)

## \$1,999

- 10 Large Posters (24" x 36")
- 35 Standard Posters (16" x 24")
- 4 Ceiling Signs (46" x 18")
- 2 Small Banners (6ft x 2ft)
- 2 Medium Banner (7.5ft x 2.5ft)
- 3ft. Logo Sticker (one)
- [Electronic Downloads Bundle\\*](#)

## \$2,999

- 15 Large Posters (24" x 36")
- 40 Standard Posters (16" x 24")
- 4 Ceiling Signs (46" x 18")
- 3 Small Banners (6ft x 2ft)
- 1 Medium Banner (7.5ft x 2.5ft)
- 1 Matrix Banner (4ft x 3ft)
- 1 Table Throw for 6 ft table
- 3ft. Logo Sticker (one)
- 1 A-Frame Sign with inserts
- [Electronic Downloads Bundle\\*](#)

## \$3,999

- 25 Large Posters (24" x 36")
- 50 Standard Posters (16" x 24")
- 4 Ceiling Signs (46" x 18")
- 2 Small Banners (6ft x 2ft)
- 1 Medium Banner (7.5ft x 2.5ft)
- 1 Matrix Banner (6ft x 4.5ft)
- 1 Table Throw for 6 ft table
- Choice of 4ft. Logo Sticker OR Wall Buddy
- 1 A-Frame Sign with inserts
- [Electronic Downloads Bundle\\*](#)

## \$4,999

- 30 Large Posters (24" x 36")
- 60 Standard Posters (16" x 24")
- 5 Ceiling Signs (46" x 18")
- 2 Medium Banners (7.5ft x 2.5ft)
- 2 Large Banners (10.5ft x 3.5ft)
- 1 Matrix Banner (6ft x 4.5ft)
- 1 Table Throw for 6 ft table
- Choice of 4ft. Logo Sticker OR Wall Buddy
- 1 Retractable Banner Stand
- 1 Table Top Mini Banner Stand
- 1 A-Frame Sign with inserts
- [Electronic Downloads Bundle\\*](#)

	RESPONSIBLE	ORGANIZED	ACHIEVE GOALS	RESPECTFUL
HALLWAY	• Keep your hands and feet off of others • Stay quiet - listen to others	• Be on time to school • Be prepared to learn • Stay in your seat	• Listen to the teacher • Follow directions • Stay motivated to learn	• Be kind to others • Share with others • Be a good friend
RESTROOM	• Keep your hands and feet off of others • Stay quiet - listen to others	• Be on time to school • Be prepared to learn • Stay in your seat	• Listen to the teacher • Follow directions • Stay motivated to learn	• Be kind to others • Share with others • Be a good friend
ASSEMBLY	• Keep your hands and feet off of others • Stay quiet - listen to others	• Be on time to school • Be prepared to learn • Stay in your seat	• Listen to the teacher • Follow directions • Stay motivated to learn	• Be kind to others • Share with others • Be a good friend
PLAYGROUND	• Keep your hands and feet off of others • Stay quiet - listen to others	• Be on time to school • Be prepared to learn • Stay in your seat	• Listen to the teacher • Follow directions • Stay motivated to learn	• Be kind to others • Share with others • Be a good friend
CAFETERIA	• Keep your hands and feet off of others • Stay quiet - listen to others	• Be on time to school • Be prepared to learn • Stay in your seat	• Listen to the teacher • Follow directions • Stay motivated to learn	• Be kind to others • Share with others • Be a good friend
LIBRARY	• Keep your hands and feet off of others • Stay quiet - listen to others	• Be on time to school • Be prepared to learn • Stay in your seat	• Listen to the teacher • Follow directions • Stay motivated to learn	• Be kind to others • Share with others • Be a good friend
CLASSROOM	• Keep your hands and feet off of others • Stay quiet - listen to others	• Be on time to school • Be prepared to learn • Stay in your seat	• Listen to the teacher • Follow directions • Stay motivated to learn	• Be kind to others • Share with others • Be a good friend
BUS	• Keep your hands and feet off of others • Stay quiet - listen to others	• Be on time to school • Be prepared to learn • Stay in your seat	• Listen to the teacher • Follow directions • Stay motivated to learn	• Be kind to others • Share with others • Be a good friend



## \*ELECTRONIC DOWNLOAD BUNDLE INCLUDES:

- 50 clip art images of your mascot
- 45 Award Certificates (PowerPoint)
- 1 Photo Recognition Marquee (Pdf)
- 14 Coloring Sheets (Pdf)
- Gotcha Rewards (PowerPoint)





## Rule Posters & Banners

Customized to your theme, logo, mascot, school colors and rules.

Custom designed for you. You review, revise and approve everything prior to printing.

### LOGO/MASCOT:

We are glad to work with your logo/mascot if you don't want to use one of ours.

### ACRONYMS:

Customized for you. ROAR, SOAR, PAWS, PRIDE or whatever you want.

**RESTROOM** RULES/EXPECTATIONS

**POINTER ELEMENTARY PANTHERS**

**R**ESPECTFUL

- Respect privacy
- Use kind words and actions
- Use equipment and supplies properly

**O**WNSHIP

- Throw trash in receptacle
- Use time wisely

**A**CCPTANCE

- Remind others of rules
- Return equipment promptly
- Go, flush, wash

**R**ESPONSIBLE

- Wash hands
- Report problems to an adult
- Walk at all times
- Keep water in the sink

N-06-A

**ASSEMBLIES** RULES/EXPECTATIONS

**BARSTOW JUNIOR HIGH SCHOOL HAWKS**

**S**AFETY

- Listen with your assigned group
- Enter and exit quietly, and in line
- Follow directions of adults

**O**WNSHIP

- Keep this space clean
- Be engaged in the activities or presentation
- Show pride in being a HAWK

**A**CADEMICS

- Focus on presentation or activities
- Participate when allowed

**R**ESPECT

- Listen to and follow adult directions
- Use polite and appropriate language
- Honor opinions of others, even if you disagree

N-06-B

**LIBRARY** RULES/EXPECTATIONS

**POINTER ELEMENTARY LIONS**

**SHOW RESPECT**

- Be courteous of school staff
- Take turns
- Use good manners

**MAKE GOOD CHOICES**

- Sit on rug before looking for books
- Use step stool to get book out of reach
- Use place holder while choosing book
- Use bookmark

**SOLVE PROBLEMS**

- Treat book respectfully
- Be prepared for check out

N-06-C

Voice levels can be added to each poster.

Spanish & Dual Language versions available.

### ROLE MODELS:

Choose illustrations of your mascot, children or of teenagers to visually demonstrate positive behaviors and meet PBIS posting requirements.

**Hallway/Pasillo** RULES/EXPECTATIONS

**RIVERWOOD ELEMENTARY RASCALS**

**Be Respectful/Sé Respetuoso**

- Level 0 voice
- Word do not
- Keep hands, feet, and objects to self
- Quiet voices, please y hablar con claridad
- Plus quietes

**Be Responsible/Sé Responsable**

- Go directly to your destination
- Be directed to the direction
- Ignore distractions
- Ignore las distracciones

**Be Safe/Mantente Seguro**

- Stay to the right
- Eyes and body facing forward
- Use y manejar visual al frente
- Walking feet
- No corner

N-06-D

**Horizontal layouts** are better for larger banners (6ft x 4ft) to tie to a playground's four-foot tall chain link fence, or hang on a cafeteria or gymnasium wall.

**PLAYGROUND** RULES/EXPECTATIONS

**EDGERTON ELEMENTARY EAGLES**

**S**AFE

- Stay in designated area
- Report problems to an adult
- Walk to and from building

**O**WNSHIP

- Line up when you are called
- Set a good example
- Use equipment appropriately

**A**CCPTING

- Play by the rules
- Invite others to play

**R**ESPECTFUL

- Take turns
- Use kind words and actions

N-06-E





**RESTROOM** RULES/EXPECTATIONS **N-07-A**

**CLIFFORD SCHOOL DOLPHINS**

**BE SAFE**

- Use the designated bathroom closest to your grade level.
- Keep the bathroom clean.
- Report problems with toilets, sinks, or messes to an adult.

**BE RESPECTFUL**

- Respect everyone's privacy.
- Lock stall doors only when in use.
- Use toilet paper only for the intended purpose.

**BE RESPONSIBLE**

- Flush the toilet when you are done.
- Wash your hands.
- Use tissues for their intended purpose only and leave when you're done.

**HALLWAY** RULES/EXPECTATIONS **N-07-B**

**LINCOLN ELEMENTARY LEOPARDS**

**R**ESPECTFUL

- Keep hands and feet to self
- Stay quiet - classes are in progress

**O**WNERSHIP

- Go directly to your destination
- Set a good example
- During class have a pass

**A**CCCEPTANCE

- Follow directions
- Accept consequences for your actions

**R**ESPONSIBLE

- Walk face forward
- Keep to the right
- Keep hallway clean and clear

**CLASSROOM** RULES/EXPECTATIONS **N-07-C**

**BRANSON ELEMENTARY BEARS**

**R**ESPECT

- Listen to instructions.
- Keep hands, feet & objects to yourself.

**O**RGANIZATION

- Write homework assignments in your planner.
- Keep everything you need in your backpack.

**A**TITUDE

- Everything is going to be OK.
- Try your best!

**R**ESPONSIBILITY

- Complete your assignments

**Dry Erase Classroom Rules Poster**

**RESTROOM** RULES/EXPECTATIONS **N-07-D**

**CALDWELL HIGH SCHOOL COUGARS**

**P**REPARE

- Use an indoor voice
- Raise your hand for help

**R**ESPECT

- Respect others' space
- Use kind words and actions

**I**NTEGRITY

- Follow directions from adults
- Eat only your food

**D**EDICATION

- Walk at all times
- Sit with feet under table

**E**XCELLENCE

- Leave a clean table, chair and floor

**CLASSROOM** RULES/EXPECTATIONS **N-07-E**

**PANORAMA MIDDLE SCHOOL COUGARS**

**R**ESPECT

- Keep others and materials with care
- Always walk
- Keep hands, feet and objects to yourself
- Use kind words
- Walk your hand to speak

**O**RGANIZATION

- Come ready to learn with supplies
- Active on time
- Personal technology put away

**A**CHIEVEMENT

- Try your best
- Stay on task
- 100% effort and participation
- Actively engage in your learning
- Track your academic progress

**R**ESPONSIBILITY

- Pay attention to your teacher
- Follow instructions
- Use kind words and actions
- Raise your hand to speak
- Leave all food in locker
- Be accountable for your actions

**RESTROOM** RULES/EXPECTATIONS **N-07-F**

**JEFFERSON ELEMENTARY BULLDOGS**

**P**REPARE

- Wait your turn
- Wash hands to soap

**R**ESPECT

- Respect privacy
- Use kind words and actions

**I**NTEGRITY

- Report problems to an adult
- Use equipment and supplies properly
- Wash hands

**D**EDICATION

- Walk at all times
- Keep water in sink

**E**XCELLENCE

- Be kind, watch
- Use time wisely

**RESTROOM** RULES/EXPECTATIONS **N-07-G**

**LUCY ELEMENTARY SCHOOL EAGLES**

**S**AFE

- Report problems to an adult
- Walk and move carefully
- Report water on the floor
- Keep soap and water in sinks

**O**RGANIZED

- Wait your turn
- 7 rings of soap
- 1-2 pulls of paper towels

**A**CCOUNTABLE

- Clean up after yourself
- Turn off the water after use
- Wash hands in the sink
- Flush after use

**R**ESPECTFUL

- Wash hand one (1)
- Give privacy
- Follow directions
- Complete business in the toilet

**CLASSROOM** RULES/EXPECTATIONS **N-07-H**

**BROOKLYN ELEMENTARY EAGLES**

**S**AFETY

- Follow instructions
- Use kind words and actions

**O**WNERSHIP

- Complete your work
- Organize
- Pay attention to your teacher

**A**CCCEPTANCE

- Be ready to learn
- Raise your hand to speak
- Stay on task
- Participate

**R**ESPECT

- Use classroom materials appropriately
- Walk at all times
- Keep hands, feet and objects to yourself

**BUS** RULES/EXPECTATIONS **N-07-J**

**MIDDLETOWN ELEMENTARY LIONS**

**P**REPARE

- No eating or drinking
- Keep track of your belongings

**A**CT RESPONSIBLE

- Keep your backpack closed
- Report problems to adults
- Listen to bus driver

**W**ORK & PLAY SAFE

- Show second face forward
- Watch for traffic when entering/exiting
- Keep hands and feet to yourself

**S**HOW RESPECT

- Keep seats down
- Use kind words and actions
- Lighten for your stop
- Remember your bus number

**PLAYGROUND** RULES/EXPECTATIONS **N-07-K**

**CHANCE PROGRAM CHIPMUNKS**

**C**HOOSSE SAFETY

- Watch out back
- Walk step on the ground
- Walk in a line in and from the playground
- Play inside the lines
- Use the clubs and other equipment appropriately

**H**ELP OTHERS

- Take time
- Share
- Include everyone

**I**AM A LEARNER

- Listen and follow directions
- Line up quickly and in an orderly fashion

**P**RACTICE RESPECT

- Stand the playground well
- Share other well
- Line up quickly when called

**CLASSROOM** RULES/EXPECTATIONS **N-07-L**

**MAURICEVILLE MIDDLE SCHOOL PANTHERS**

**P**OSITIVE

- Use encouraging and kind words
- Maintain a good attitude
- Encourage classmates

**R**ESPECTFUL

- Use appropriate voice level
- Accept differences

**I**NTEGRITY

- Do your own work
- Be honest
- Be accountable for your actions

**D**EPENDABLE

- Be on time and bring your items appropriately
- Follow directions

**E**NGAGED

- Participate actively
- Listen to others
- Stay safe

**ARRIVAL & DISMISSAL** **N-07-M**

**ROY CLOUD THUNDERBOLTS** VOICE LEVEL 1

**BE SAFE**

- Ask a teacher on duty if you need help
- Keep hands and feet to yourself.
- Go to the office if you are not picked up on time.

**BE RESPECTFUL**

- Follow adult directions right away
- Use quiet voices until the school day is over at 2:30PM.
- Follow the same school rules as during the school day.

**BE RESPONSIBLE**

- Arrive and leave on time.
- Line up when the first bell rings.
- Keep all materials in your backpack until you get to your classroom



# Matrix Posters & Banners

Custom designed to your specifications.

# SOAR

	SAFE	OWNERSHIP	ACCEPTING	RESPECTFUL
<b>HALLWAY</b>	<ul style="list-style-type: none"> <li>Walk face forward</li> <li>Keep to the right</li> <li>Keep hallways clear and clean</li> </ul>	<ul style="list-style-type: none"> <li>Go directly to your destination</li> <li>Set a good example</li> </ul>	<ul style="list-style-type: none"> <li>Follow directions</li> <li>Hold doors for others</li> </ul>	<ul style="list-style-type: none"> <li>Keep hands and feet to self</li> <li>Stay quiet - classes are in progress</li> </ul>
<b>RESTROOM</b>	<ul style="list-style-type: none"> <li>Wash hands</li> <li>Report problems to an adult</li> <li>Walk at all times</li> </ul>	<ul style="list-style-type: none"> <li>Throw trash in receptacle</li> <li>Use time wisely</li> <li>Keep water in sink</li> </ul>	<ul style="list-style-type: none"> <li>Wait your turn</li> <li>Go, Flush, wash</li> </ul>	<ul style="list-style-type: none"> <li>Respect privacy</li> <li>Use kind words and actions</li> <li>Use equipment and supplies properly</li> </ul>
<b>ASSEMBLY</b>	<ul style="list-style-type: none"> <li>Enter and exit quietly</li> <li>Walk at all times</li> <li>Stay in designated area</li> </ul>	<ul style="list-style-type: none"> <li>Keep hands and feet to yourself</li> <li>Sit appropriately</li> </ul>	<ul style="list-style-type: none"> <li>Follow directions from adults</li> <li>Enter and exit quietly</li> </ul>	<ul style="list-style-type: none"> <li>Eyes and ears on speaker</li> <li>Participate</li> <li>Use appropriate applause</li> </ul>
<b>PLAYGROUND</b>	<ul style="list-style-type: none"> <li>Stay in designated area</li> <li>Report problems to an adult</li> <li>Walk to and from building</li> </ul>	<ul style="list-style-type: none"> <li>Line up when you are called</li> <li>Set a good example</li> <li>Use equipment appropriately</li> </ul>	<ul style="list-style-type: none"> <li>Play by the rules</li> <li>Invite others to play</li> </ul>	<ul style="list-style-type: none"> <li>Take turns</li> <li>Use kind words and actions</li> </ul>
<b>CAFETERIA</b>	<ul style="list-style-type: none"> <li>Follow directions from adults</li> <li>Walk at all times</li> <li>Eat only your food</li> </ul>	<ul style="list-style-type: none"> <li>Leave a clean table, bench, and floor</li> </ul>	<ul style="list-style-type: none"> <li>Sit with feet under table</li> <li>Use an indoor voice</li> <li>Raise your hand for help and to be excused</li> </ul>	<ul style="list-style-type: none"> <li>Respect other's space</li> <li>Use kind words and actions</li> </ul>
<b>LIBRARY</b>	<ul style="list-style-type: none"> <li>Follow directions from adults</li> <li>Walk at all times</li> </ul>	<ul style="list-style-type: none"> <li>Stay on task</li> <li>Put things away in their proper place</li> <li>Return materials on time</li> </ul>	<ul style="list-style-type: none"> <li>Be quiet</li> <li>Use time wisely</li> </ul>	<ul style="list-style-type: none"> <li>Take care of books and equipment</li> <li>Respect others trying to read and learn</li> </ul>
<b>CLASSROOM</b>	<ul style="list-style-type: none"> <li>Follow instructions</li> <li>Use kind words and actions</li> </ul>	<ul style="list-style-type: none"> <li>Complete your work</li> <li>Organize</li> <li>Pay attention to your teacher</li> </ul>	<ul style="list-style-type: none"> <li>Be ready to learn</li> <li>Raise your hand to speak</li> <li>Stay on task</li> <li>Participate</li> </ul>	<ul style="list-style-type: none"> <li>Use classroom materials appropriately</li> <li>Walk at all times</li> <li>Keep hands, feet and objects to yourself</li> </ul>

N-08-A

# ROAPRIDE

	RO	AP	PR	IDE
<b>HALLWAY</b>	<ul style="list-style-type: none"> <li>Keep hands and feet to self</li> <li>Walk quietly when appropriate</li> </ul>	<ul style="list-style-type: none"> <li>Follow directions from adults</li> <li>Walk at all times</li> </ul>	<ul style="list-style-type: none"> <li>Stay on task</li> <li>Put things away in their proper place</li> </ul>	<ul style="list-style-type: none"> <li>Be ready to learn</li> <li>Raise your hand to speak</li> </ul>
<b>RESTROOM</b>	<ul style="list-style-type: none"> <li>Wash hands</li> <li>Report problems to an adult</li> <li>Walk at all times</li> </ul>	<ul style="list-style-type: none"> <li>Throw trash in receptacle</li> <li>Use time wisely</li> <li>Keep water in sink</li> </ul>	<ul style="list-style-type: none"> <li>Wait your turn</li> <li>Go, Flush, wash</li> </ul>	<ul style="list-style-type: none"> <li>Respect privacy</li> <li>Use kind words and actions</li> <li>Use equipment and supplies properly</li> </ul>
<b>ASSEMBLY</b>	<ul style="list-style-type: none"> <li>Enter and exit quietly</li> <li>Walk at all times</li> <li>Stay in designated area</li> </ul>	<ul style="list-style-type: none"> <li>Keep hands and feet to yourself</li> <li>Sit appropriately</li> </ul>	<ul style="list-style-type: none"> <li>Follow directions from adults</li> <li>Enter and exit quietly</li> </ul>	<ul style="list-style-type: none"> <li>Eyes and ears on speaker</li> <li>Participate</li> <li>Use appropriate applause</li> </ul>
<b>PLAYGROUND</b>	<ul style="list-style-type: none"> <li>Stay in designated area</li> <li>Report problems to an adult</li> <li>Walk to and from building</li> </ul>	<ul style="list-style-type: none"> <li>Line up when you are called</li> <li>Set a good example</li> <li>Use equipment appropriately</li> </ul>	<ul style="list-style-type: none"> <li>Play by the rules</li> <li>Invite others to play</li> </ul>	<ul style="list-style-type: none"> <li>Take turns</li> <li>Use kind words and actions</li> </ul>
<b>CAFETERIA</b>	<ul style="list-style-type: none"> <li>Follow directions from adults</li> <li>Walk at all times</li> <li>Eat only your food</li> </ul>	<ul style="list-style-type: none"> <li>Leave a clean table, bench, and floor</li> </ul>	<ul style="list-style-type: none"> <li>Sit with feet under table</li> <li>Use an indoor voice</li> <li>Raise your hand for help and to be excused</li> </ul>	<ul style="list-style-type: none"> <li>Respect other's space</li> <li>Use kind words and actions</li> </ul>
<b>LIBRARY</b>	<ul style="list-style-type: none"> <li>Follow directions from adults</li> <li>Walk at all times</li> </ul>	<ul style="list-style-type: none"> <li>Stay on task</li> <li>Put things away in their proper place</li> <li>Return materials on time</li> </ul>	<ul style="list-style-type: none"> <li>Be quiet</li> <li>Use time wisely</li> </ul>	<ul style="list-style-type: none"> <li>Take care of books and equipment</li> <li>Respect others trying to read and learn</li> </ul>
<b>CLASSROOM</b>	<ul style="list-style-type: none"> <li>Follow instructions</li> <li>Use kind words and actions</li> </ul>	<ul style="list-style-type: none"> <li>Complete your work</li> <li>Organize</li> <li>Pay attention to your teacher</li> </ul>	<ul style="list-style-type: none"> <li>Be ready to learn</li> <li>Raise your hand to speak</li> <li>Stay on task</li> <li>Participate</li> </ul>	<ul style="list-style-type: none"> <li>Use classroom materials appropriately</li> <li>Walk at all times</li> <li>Keep hands, feet and objects to yourself</li> </ul>

N-08-B

N-08-C

N-08-D


## FREE MATRIX TEMPLATES

Download editable matrix Word templates featuring "best practice" language at **MascotJunction.com**  
Look under "Free Stuff"



## Theme Posters, Banners & Plaquettes

Custom designed to your specifications.






# WELCOME AND CONGRATULATIONS!

You are now a Panther, with Panther FRIENDS,  
and are part of our Panther COMMUNITY.  
We have Panther RULES, and a  
Panther WAY of doing things.  
So when you make a DECISION  
ask, "What would a Panther do?"  
You'll make a good CHOICE,  
get a good RESULT,  
and enjoy a GOOD TIME.

**Every day is  
a GREAT day  
to be a Panther!**



## Welcome Message

Read the welcome message and you'll understand why this is our most popular product.

- Creates a strong sense of community
- Leverages the desire for social success in their friend group
- Establishes there is a set of behavioral expectations for the friend group
- Creates a framework for good decision making
- Dovetails with your existing culture
- Motivates students with an emotional reward (good times and success)
- Reinforces a positive outlook
- Very inclusive

N-10-A

## Welcome - Inclusive



ahlan wa sahlan أهلا وسهلا khosh amadiid أهلاً ورحباً  
Bienvenido Bienvenido  
Welcome Welcome  
Skawilat hak'ul chào mừng  
bienveni 환영 ahlan wa sahlan  
Benvenuto e komo mai  
maligayang pagdating Bienvenue  
Welcome

N-10-B

## Welcome - Simple

WELCOME  
TO

BEARDSTOWN MS/HS



TIGERS

JBS

N-10-C





# WELCOME

AND  
CONGRATULATIONS!

# WASHINGTON

ELEMENTARY STUDENTS

You are now a WILDCAT with WILDCAT FRIENDS, and part of our WILDCAT COMMUNITY. We have WILDCAT RULES, and a WILDCAT WAY of doing things. So when you make a DECISION ask, "What would a WILDCAT do?" You'll make a good CHOICE, get a good RESULT, and enjoy a GOOD TIME.

*Welcome Message*



**WILDCATS**

*Every day is a GREAT day to be a WILDCAT!*

N-11-A

## WELCOME TO

# MADISON

## MIDDLE SCHOOL

*Welcome - Simple*



N-11-B

*Welcome - Inclusive*










N-11-C

**Voice Level Posters** 3 Styles: Hand Signals by Mascot, Hand Signals by Students or Graphic Style

## SUMMIT ELEMENTARY

# TIGERS

### VOICE LEVELS

VOICE LEVEL 0  
SILENT

VOICE LEVEL 1  
WHISPER

VOICE LEVEL 2  
QUIET TALKING

VOICE LEVEL 3  
SPEAK UP






VOICE LEVEL 4  
LOUD & PROUD

N-11-D

## PECOS

# PONIES

### VOICE LEVELS

VOICE LEVEL 0  
No Voice

VOICE LEVEL 1  
Whisper

VOICE LEVEL 2  
Table Talk

VOICE LEVEL 3  
Presentation

VOICE LEVEL 4  
Outside

N-11-E


Voice levels can also be reflected on Rule Posters for different areas of your school.

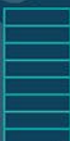
See page 6

## VOICE LEVELS


FLAT RIVER ACADEMY

## GRIZZLIES







VOICE LEVEL 0  
Silent



VOICE LEVEL 1  
Whisper



VOICE LEVEL 2  
Talking Voice



VOICE LEVEL 3  
Presentation / Outside

N-11-F





# SEL POSTER PACKS

**SAVE** hundreds when you buy one of our SEL Poster Packs. Learn more at [MascotJunction.com](http://MascotJunction.com)



SEL posters feature your mascot as a role model to give kids visual examples they relate to.





# WELCOME

## CONGRATULATIONS!

You are now a BEAR, with BEAR FRIENDS, and are part of our BEAR COMMUNITY. We have BEAR RULES, and a BEAR WAY of doing things. So when you make a DECISION ask, "What would a BEAR do?" You'll make a good CHOICE, get a good RESULT, and enjoy a GOOD TIME.

**Every day is a GREAT day to be a BEAR!**



N-13-A

# BEARS

BRANSON ELEMENTARY • BRANSON ELEMENTARY

اُلا وسهلا khash amadiid انا وانا koma mai  
 انا وسهلا ahan wa sahlan  
 Bienvenido magalang pagdating  
 Shazwail bak'ul chao m'ing  
 bienvenit magalang pagdating  
 Bienvenuto e komo mai  
 Welkom Welcome

N-13-B

# Bears are good listeners!



NEW!

N-13-C

# CALM DOWN

HOW TO



1. Spread your fingers of one hand
2. Start tracing on the left side of your hand.
3. Breathe in through your nose as you trace up the first finger.
4. Breathe out through your mouth as you trace down the other side of the finger.
5. Repeat slowly for all five fingers.

And remember - you have Bear Friends who care about you.

N-13-D


# HOW DO YOU FEEL?



Sad	Worried/Anxious	Mad/Angry	Frustrated/Annoyed
Scared	Nervous	Shy	Surprised
Hesitant	Stressed	Confused	Happy
Tired	Guilt	Hopeful	Suspicious

N-13-E

# WHAT WOULD A BEAR DO?



N-13-F


# BEARS



# SEE SOMETHING? SAY SOMETHING!

N-13-G


# BEARS



# STAND UP AGAINST BULLYING

N-13-H

# BEARS



# SAY NO! TO DRUGS

N-13-J

# BEARS CAN DO HARD THINGS



NEW!

N-13-K

# I AM BRAVE I AM KIND I AM UNIQUE I AM SMART I AM CURIOUS I AM ENOUGH I AM HELPFUL I AM STRONG I AM LOVED I AM A GRIZZLY!



NEW!

N-13-L

MASCOT JUNCTION



## Dry Erase Classroom Rules Posters

Empower your teachers to customize the rules & expectations for their individual classroom.



N-14-A

## CLASSROOM RULES/EXPECTATIONS

### BRANSON ELEMENTARY BEARS



**R**ESPECT

**O**RGANIZATION

**A**TTITUDE

**R**ESPONSIBILITY

## Navigating Conflict Posters

Teach your students effective ways to deal with conflict.



N-14-B

**Pledge Posters** Give us your pledge or use one of the many on our website.

## BEAR PLEDGE

I pledge today to do my best in reading, math, and all the rest. I promise to obey the rules, in my class and in our school. I'll respect myself and others too. I'll expect the best in all I do, I am here to learn all I can, to try my best and be all I am.



N-14-C

I am a bear, through and through, We are bears, and we pledge to:

Be **R**ESPECTFUL  
Be **O**RGANIZED  
Be **A**CCOUNTABLE  
Be **R**ESPONSIBLE



N-14-D

## Wash Your Hands Posters



N-14-E



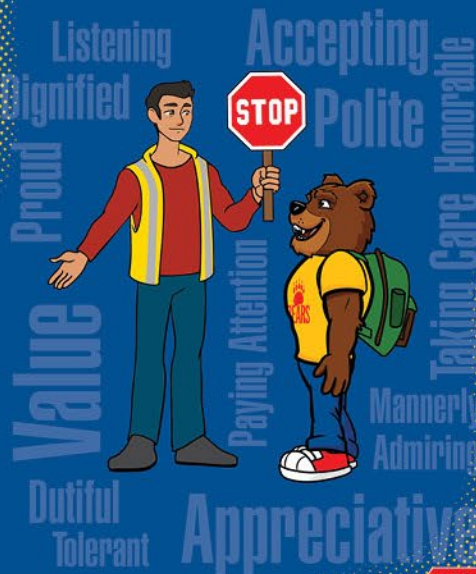


## Word Cloud Posters

Great for teaching character traits. Focus on one trait each month and discuss the synonyms and their various meanings and applications.

# RESPECT

I am a Bear, therefore I am:



N-15-A

# RESPONSIBLE

I am a Bear, therefore I am:



N-15-B

# TRUSTWORTHINESS


I am a Bear, therefore I am:



N-15-C

# FAIRNESS


I am a Bear, therefore I am:



N-15-D

# SAFETY


I am a Bear, therefore I am:



N-15-E

# CARING


I am a Bear, therefore I am:



N-15-F

# PERSEVERANCE


I am a Bear, therefore I am:



N-15-G

# HONESTY


I am a Bear, therefore I am:



N-15-H

# INTEGRITY


I am a Bear, therefore I am:



N-15-J

# CITIZENSHIP

I am a Bear, therefore I am:



N-15-K



# SCHOOL

# SPIRIT!



N-16-A

## Pole Banners

24" x 48" | Mounting hardware included

## Pole Flags

Single or Double-sided printing options

Sizes:  
3ft x 2ft  
5ft x 3ft  
6ft x 4ft



N-16-B

## Spirit Signs

Single Sided, 24" x 18"



N-16-C

## Spirit Flags

Optional Aluminum Pole



Sizes:  
5ft x 3ft  
6ft x 4ft  
8ft x 5ft


N-16-D





## Champ Style Banners

Feature pole pocket at top or grommets.





## Break-Thru Banners

Hook-&-Loop seam enables banners to be used over and over.



## Yard Signs



## Parade Banners

Poles not included. Sizes Available: 6ft x 3ft | 8ft x 3ft





## Photo Backdrops


Double-sided printing available on PREMIUM STRETCH FABRIC backdrops only.  
Great for multiple applications!

### Economy Nylon Fabric



**Style:** School Header

### Premium Stretch Fabric



**Style:** School Header




**Style:** Big Logo



**Style:** Big Logo



**Style:** Step & Repeat/Wallpaper



**Style:** Step & Repeat/Wallpaper






# SAVE ON EVENT BUNDLES

**Starter Bundle: \$799**

**N-19-A**



**Standard Bundle \$1,299**

**N-19-B**



**Mega Bundle: \$3,199**

**N-19-C**



## À la carte items:

- Event Tents
- Table Top Mini Stands
- Retractable Banner Stands
- Table Covers
- Stretch Table Covers
- Photo Backdrop
- Feather Flags
- A-Frame Signs






# FLOOR MATS

*Commercial grade mats  
customized with your  
school's logo & colors.*

Commercial grade floor mats help keep your school clean and safe. Outdoor Scraper Mats features durable rubber cleats to clean dirt and debris from footwear prior to entering the building. Indoor Berber Mats help keep water and mud off the floor in heavy traffic areas.




\* NOTE: The manufacturer uses industry standard colors and may differ from what is seen here.  
We will match colors as close to image below as possible.






### Nylon Mat



- Indoor low traffic
- Mold, mildew & stain resistant
- Non-slip rubber backing
- Full color printing
- Washable

N-21-A


### Scrapper Mat



- Outdoor
- Durable nitrile rubber
- Cleated surface for scraping dirt
- Full color printing on limited sizes (4x6 or smaller)

N-21-B

### Berber Mat



- Indoor entryway
- Stain & UV resistant
- Vinyl nosing for smooth transition
- For heavy traffic areas/entrances
- Multi-color graphic inlays

N-21-C







# MASCOT COSTUMES

- Made in America
- Replacement parts are available (shoes, feet, hands)
- Cooling Kits available
- Carrying bags available for storage and transporting your costume.

## SAFETY IS IMPORTANT:

Our costumes have effective ventilation with cooling fans and good vision panels.





## Cooling Kit

Furry costumes are warm, so we highly recommend getting the Cooling Kit (Vest, Cap, Gel Inserts, and Carrying Case).



## Carrying/Storage Case

Keep your mascot costume safe and secure with our Economy or Deluxe Costume Bag.



Deluxe Bag



Economy Bag

## Replacement Feet/ Shoes

Replacement feet/shoes for indoors (standard) or outdoors (Parade). Parade feet/shoes have thicker soles for extended life.



## CUSTOM COLORS:

Available upon request.





# SIGNS



- Easy to change and update
- Template for printing your own inserts is included
- Durable, high-quality design
- Customized with your school colors, logo, mascot & name
- Lightweight
- Mounts easily with double-sided mounting tape

## ADA Braille Signs

Braille versions are available to meet ADA Guidelines





Street Signs

Choose from plastic or aluminium sandwich board | 24" x 6"




Directory Signs

Customized for different areas of your school.



Grade/Locator Signs

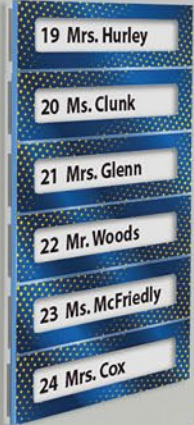
Acrylic with standoff mounts.



Modular Signs



Self-printed inserts slide into slots to accommodate room numbers and names.








## Ceiling Signs

Order individually or in sets of 3, 4, or 5.

Two-sided printing with grommets in upper corners.



Ceiling Signs are printed front and back, so if your signs feature an acronym like SOAR or ROAR, the sequential order will be reversed on the second side. Doing this allows your acronym to be read properly regardless of which end of the hallways you are viewing it from.

### Available Sizes:

46" x 18" | 36" x 18"

24" x 16" | 18" x 12"





## Attendance Trackers

School-wide and classroom options available.

Dry-erase, grommets included

**STUART ELEMENTARY BULLDOGS**

Year to Date Attendance %	# of Instructional Days Missed Last Month	# of Students with Positive Monthly Attendance

Attendance Data

This classroom has learned \_\_\_\_\_ days without a Behavior Referral.

**N-27-A**

**STUART ELEMENTARY BULLDOGS**

Attendance Data	Yearly	School Attendance Goal	1 <sup>st</sup> 9 Weeks %	2 <sup>nd</sup> 9 Weeks %	3 <sup>rd</sup> 9 Weeks %	Annual

Attendance Data	Daily	# of Students Absent # de Estudiantes Ausentes	Late Check-ins (Tardies) Registros Tardios (Tardanzas)	Early Check-Outs Salidas Anticipadas	A diario

**School success starts with attendance!**

**N-27-B**

## Wall Talker

Dry-erase adhesive wall sticker for indoor applications.


36" x 18" | Featuring your mascot or logo



## Locker Sticker

Dry-erase adhesive wall sticker


Available in 6" x 4" or 10" x 6"



## Forever Calendar

Dry-erase adhesive wall sticker for indoor applications.

24" x 18" | 36" x 27"





## A-Frame Signs

24" x 36" | Holds 2 Inserts | Indoor/Outdoor



## Photo Recognition Marquee

Features an acrylic frame for a photo



## Selfie Frame Sets

Includes 5 two-sided Selfie Frames with 5 Photo Bombies





**Logo Stickers** for walls or floors, indoors or outdoors. Custom sizes available.

**Indoor Stickers**



One-piece  
Provided by  
the school

We are glad to custom  
design a Varsity Style  
logo for you or work  
with a logo/ mascot  
provided by you



Go EXTRA BIG  
with a **Two-piece**  
Varsity Style logo.

N-29-A



N-29-B

One-piece  
Varsity Style logo  
for interior floors

**Outdoor Stickers**

**Two-piece**  
Varsity Style logo



N-27-D



## Wing Sticker

Customized to your school colors!



Bird Wings

N-30-A

## Strong Sticker

Customized to your school name, mascot and colors!



N-30-B



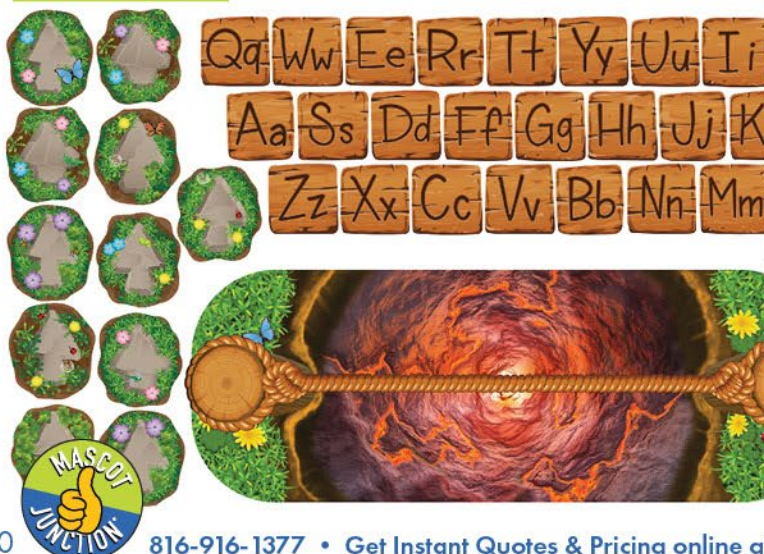
Butterfly Wings

N-30-C

## Sensory Paths

Some Sensory Paths are customizable for your mascot and theme

### Nature Quest 1




N-30-D



# WALLBUDDY™



WallBuddy™ Wall Stickers make your school grounds highly engaging. Choose from one of our 30,000 Mascot Junction mascot poses or send us your school mascot. Available for indoor and outdoor applications.





## Column Stickers

Three sizes: 72" x 12", 54" x 9", 36" x 6"



Column Stickers with "Acronym Emphasis"



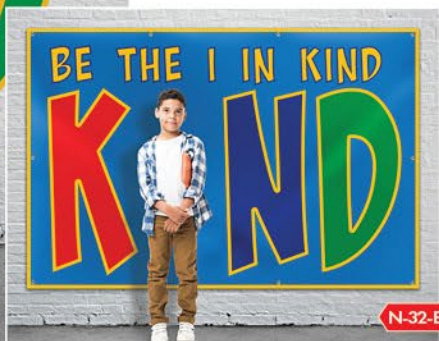
Floor Sticker

## KIND Stickers & Banners



Available in Standard colors or customized to your school colors!

Sticker Size: roughly 79" x 51"  
Banner Size: 7.5ft x 5ft





## Opportunities Stickers

Die-cut for easy application: 48" x 12" | 96" x 24" | 144" x 36"





N-33-A



## STEM Stickers

66" x 36" | 50" x 27" | 33" x 18"



N-33-B

## Directional Stickers



N-33-C



N-33-D



N-33-E

## Standees

Life-sized Cut-Out Standee w/ folding stand



N-33-F





# POSITIVE MESSAGE STICKERS FOR WALLS, FLOOR & DOORS



## REDUCE BULLYING BY 90%

In a recent study, one inner-city school documented the impact of decorating parts of their school with positive messages, and the results were astounding. Incidents of bullying were primarily occurring in the restrooms and stairwells. Over the course of one semester, administrators reported 32 incidents. During the holiday break, they decorated these areas with positive affirmations and cheerful designs. The following semester, they documented only a single incident of bullying - more than a 90% decline in incidents.







### Style 1: Mascot Theme

This set is customized with your mascot.



### Style 2: Retro Theme

Popular designs is a great choice for those who don't want a mascot featured.





# DOOR DECALS





Style A - Set 1

BE RESPECTFUL



BE RESPONSIBLE



BE KIND

BE SAFE



THINK POSITIVE!



I MATTER



DO YOUR BEST

N-37-A

BE RESPECTFUL

Style B - Set 1



BE RESPONSIBLE



BE KIND!

BE SAFE!



I MATTER!



THINK POSITIVE



DO YOUR BEST!

N-37-B

Style C - Set 1

THIS IS A SAFE SPACE



KINDNESS COUNTS



DO THE RIGHT THING



STAY CALM & CARRY ON



THINK BEFORE YOU DO



OWN YOUR ACTIONS



HONESTY IS THE BEST POLICY



N-37-C

Style D - Set 1

This is a SAFE SPACE

Do the right thing

Kindness Counts

Think before you do

Stay calm & carry on

OWN YOUR ACTIONS

Honesty is the best policy

N-37-D





# STAIR STICKERS

Stair stickers are an excellent way to give repeat exposure to things you want to teach. All stair stickers are custom designed. Count your stairs, measure their width and height, and tell us what you want on each.

## Inspirational Stair Stickers



## Success Stair Stickers



## Logo Stair Stickers





### Multiplication 1 Stair Stickers



### Multiplication 2 Stair Stickers



### We Are Stair Stickers



### Career Stair Stickers



### Inclusive Welcome Stair Stickers



### Book Stair Stickers





# WINDOW PERFS

*An extra layer of security for your school!*

During daylight hours, perfs block visibility through **Exterior Windows** from the outside in. For Interior window solutions (office to hallways, etc.) Solid Window Vinyls may be a better alternative.  
Learn more at [MascotJunction.com](http://MascotJunction.com).

Nationwide  
provider of  
window perfs  
for educational  
facilities.







For **Interior Windows** you may prefer Solid Vinyl instead of Perfs to provide greater privacy.  
Visit [mascotjunction.com/window-perfs/](http://mascotjunction.com/window-perfs/) to learn more





# SWAG & INCENTIVES

Help build a  
strong culture  
in your school  
everyday!



N-42-A

Custom designed to match  
your school branding, PBIS  
theme, mascot, club logos  
& so much more!

Apparel



N-42-B



N-42-C

Our **Brag Tags**® are  
used to reward students  
for positive behavior and  
reinforce character traits  
and core values.





Pennant Flags

Premium Felt flags, printed full color on one side



Cinch Sacks

Drawstring bags available with one color imprints



Wristbands Screenprinted or Debossed

Silicone bands custom designed with your school theme, mascot or school name



Lanyards



Sports Bottles



Temporary Tattoos

Custom designed with your school logo or mascot



Stadium Cups





## Parking Permits


Hang tag and window cling options available, with optional numbering and foil stamp



## Starburst Stickers



## Pencils



## Bookmarks

Laminated, Full Color, Two-Sided

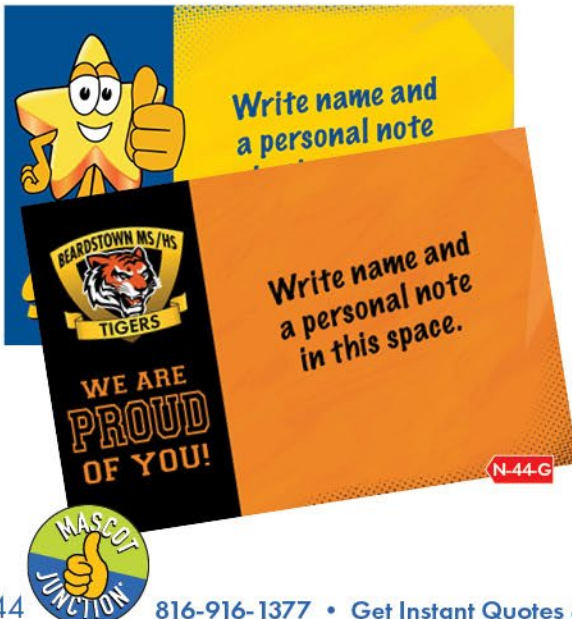


## Rulers

Laminated Card Stock, Full Color, One-Sided



## Postcards



## Pens

Single Imprint Color







# BUMPER STICKERS & MAGNETS

Show your school pride everywhere you go!

Bumper Stickers & Magnets are available in Oval and Rectangle, with several design options that can be customized to fit your school. Whether you want to celebrate Honor Roll Students or simply show your Eagle Pride, these stickers/magnets are the perfect solution to show your support.





# WE MAKE IT EASY FOR YOU!

*Our customer service team is glad to take your calls and answer your questions.*

## MascotJunction.com

- Works like a shopping cart
- E-mails you a pdf quote instantly
- Shipping & taxes\* included
- No obligation

### Ordering is as easy as 1, 2, 3.

1. Get a quote using the shopping cart at [mascotjunction.com](http://mascotjunction.com).
2. Use the quote to get a PO (Purchase Order) through your purchasing department.
3. Send your PO to [info@mascotjunction.com](mailto:info@mascotjunction.com).

### We'll take it from there...

We may reach out to you for additional info about your wording, logo, mascot, etc. You get to review, revise and approve all the designs to ensure you get exactly what you want. If you have any questions or special requests, we're glad to accommodate.

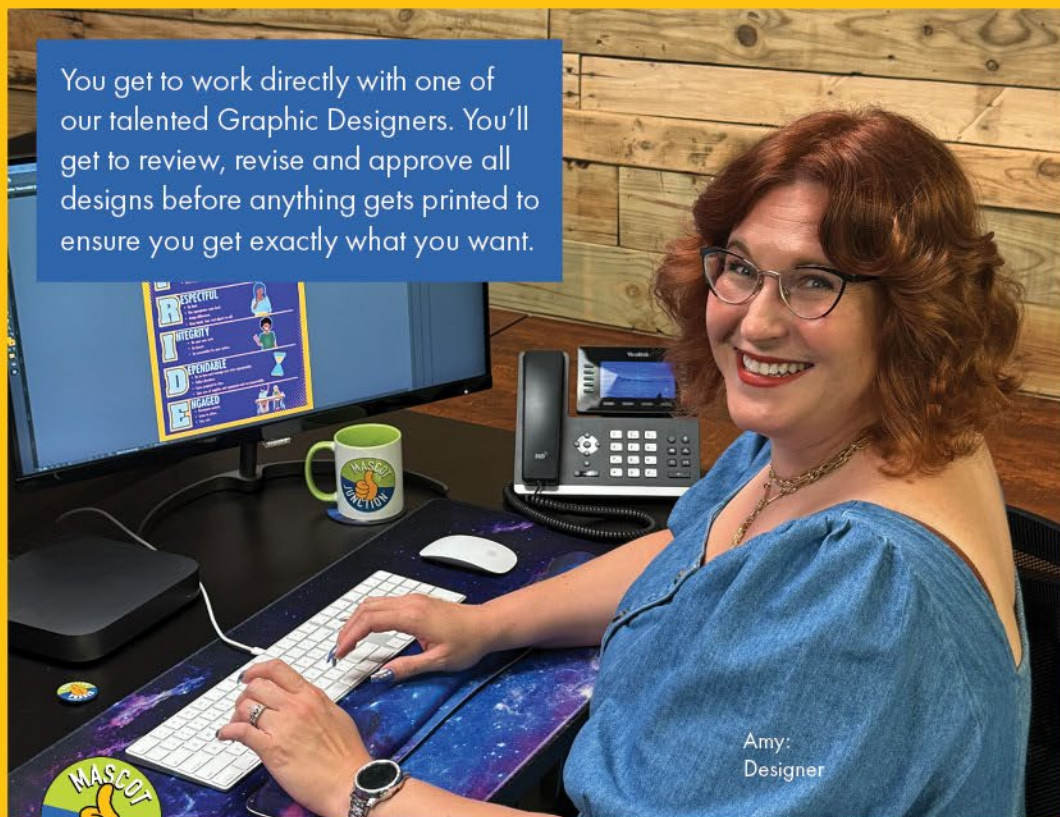
\*Taxes will only be included in states where they apply to schools. You may be asked to provide your sales tax exemption certificate.



Brandon:  
Sales Manager

# WE BRING YOUR VISION TO LIFE!

You get to work directly with one of our talented Graphic Designers. You'll get to review, revise and approve all designs before anything gets printed to ensure you get exactly what you want.




Amy:  
Designer





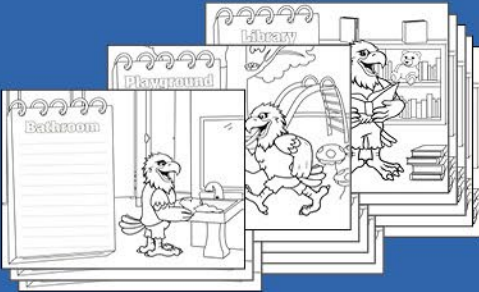
# FREE STUFF:

Download these FREE items at MascotJunction.com



## FREE Gotcha Reward Dollars

Print your own **Gotcha Rewards** from an editable PowerPoint template that allows you to put your school name and core values on mascot money in multiple denominations. Gotcha Rewards do NOT feature your logo/wording on the chest of the mascot.

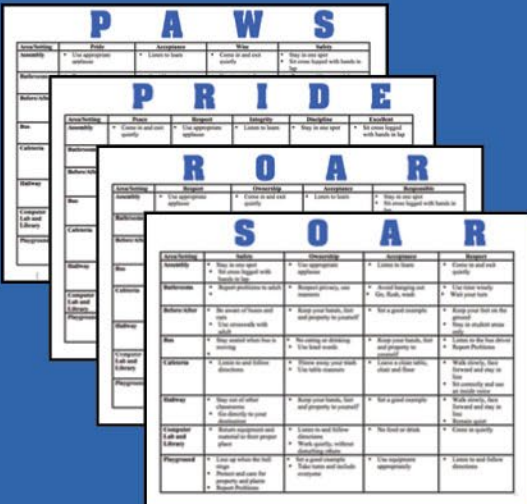


## FREE 14 Coloring Sheets (Pdf)

Each features your mascot demonstrating positive behavior in different areas of the school. Please note, coloring sheets do NOT feature your logo/wording on the chest of the mascot.

## FREE Matrix Templates

Download editable matrix Word templates featuring "best practice" language. Also available: STAR, BE BE BE & others.



## FREE Logo - Customized

We will customize one of these **Logo** templates with your mascot, your colors and your school name.

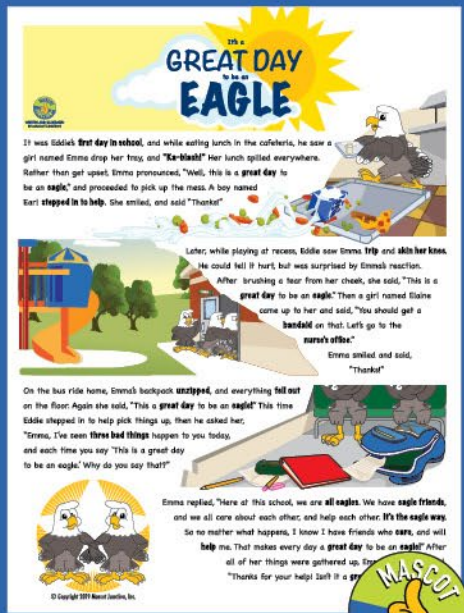
## FREE Clip Art

Watch for FREE seasonal/holiday clip art of your mascot. As each holiday approaches we'll make related clip art available. Fill out our online Contact Form to get e-mail notices.



## FREE Short Story

Download this touching story that helps create an inclusive and supportive school culture.





PBIS BUNDLES Pg 4



Mascot Junction, Inc.  
664 SE Bayberry Ln., Ste. 101  
Lee's Summit, MO 64063

P: 816-916-1377  
F: 816-286-1359  
info@mascotjunction.com



EVENT BUNDLES Pg 19



SEL Poster Packs See Pages 12-15



INSTANT QUOTES: VISIT [MASCOTJUNCTION.COM](http://MASCOTJUNCTION.COM)