

# \$4400 BUNDLE

SHIPPING & SETUP FEES INCLUDED



# PLANNING GUIDE

- 25 Large Posters (24" x 36")
- 50 Standard Posters (16" x 24")
- 4 Ceiling Signs (46" x 18")
- 2 Small Banners (6ft x 2ft)
- 1 Medium Banner (7.5ft x 2.5ft)
- 1 Matrix Banner (6ft x 4.5ft)
- Table Throw for 6ft table
- Choice of 4ft Logo Sticker OR Wall Buddy
- A-Frame Sign with inserts
- Electronic Downloads Bundle



50 Standard Posters


25 Large Posters



1 Matrix Banner




1 Medium Banner



1 Table Throw

2 Small Banners



4 Ceiling Signs



1 Wall Buddy or Logo Sticker



1 A-Frame Sign

## Digital Items Only from Mascot Junction

**40** Clip Art Images  
Standard School Poses

**45** Award Certificates  
PowerPoint Templates

**14** Coloring Sheets

**5** Gotcha Rewards  
+ Wallet Coloring Sheets

**1** Customized Logo  
Mascot Junction Template  
Digital Files:  
High Resolution Jpeg  
Low Resolution Jpeg

Mascot Junction® • info@mascotjunction.com • MascotJunction.com • P: 816-916-1377 • F: 816-286-1359



# \$3999 BUNDLE PLANNING GUIDE

Email info@mascotjunction or fax this back to 816-286-1359.

School Name: \_\_\_\_\_

Elementary  Middle  High School  Other

School District: \_\_\_\_\_

Contact Name: \_\_\_\_\_

Title: \_\_\_\_\_

Email: \_\_\_\_\_

Phone: \_\_\_\_\_

## School Address:

Street: \_\_\_\_\_

City: \_\_\_\_\_ State: \_\_\_\_\_ Zip: \_\_\_\_\_

Billing Address:  Same as above

Attention: \_\_\_\_\_

Street: \_\_\_\_\_

City: \_\_\_\_\_ State: \_\_\_\_\_ Zip: \_\_\_\_\_

## School Mascot/Logo:

Use mascot by Mascot Junction

Mascot choice (i.e. Tiger 1) : \_\_\_\_\_

Use the version I provide. Note: Editable vector format required.  
If not available, re-creation fee may apply.

## School Colors:

Primary \_\_\_\_\_

Secondary \_\_\_\_\_


Accent \_\_\_\_\_

## Theme/Acronym (SOAR, ROAR, Be Respectful, etc.):


\_\_\_\_\_  
\_\_\_\_\_  
\_\_\_\_\_  
\_\_\_\_\_  
\_\_\_\_\_

## Role Model Illustrations: Illustrations used in Matrix and Rule posters

Use illustrations of mascot by Mascot Junction



Use illustrations of children



Use Illustrations of teenagers



Use words only

## DIGITAL ITEMS

### Included in your bundle: No selections necessary

- Clipart set of a kid-friendly mascot by Mascot Junction (Approx. 40 png images)
- Gotcha Rewards with Wallet Bundle w/ \$1, \$5, \$10, \$20, \$50 (Powerpoint Template)
- 20 Award Certificates - Standard Set (Powerpoint Template)
- 25 Award Certificates - Behavior (Powerpoint Template)
- Coloring Sheets - Set of 14 (Pdfs)

Digital items feature STANDARD, not CUSTOMIZED, mascots. Customized mascots are those featuring your logo/wording on their chest and clothing that is customized in your school colors. If you don't want to use one of our mascots, we'll substitute digital items featuring illustrations of children.

The Powerpoint templates allow you to customize the items with wording to match your PBIS program.



# POSTERS

50 STANDARD POSTERS	Grmt	QTY
MATRIX 24"X18"	<input type="checkbox"/>	
THEME/ACRONYM 16"X24"	<input type="checkbox"/>	
WELCOME-PBIS 16"X24"	<input type="checkbox"/>	
WELCOME-SIMPLE 16"X24"	<input type="checkbox"/>	
WELCOME-INCLUSIVE 16"X24"	<input type="checkbox"/>	
WELCOME-INCLUSIVE BUBBLE 16"X24"	<input type="checkbox"/>	
PLEDGE 16"X24"	<input type="checkbox"/>	
VOICE LEVEL 16"X24"	<input type="checkbox"/>	
RULES - Restrooms - 16"X24"	<input type="checkbox"/>	
RULES - Classroom - 16"X24"	<input type="checkbox"/>	
RULES - Hallway - 16"X24"	<input type="checkbox"/>	
RULES - Library - 16"X24"	<input type="checkbox"/>	
RULES - Computer Lab - 16"X24"	<input type="checkbox"/>	
RULES - Assemblies - 16"X24"	<input type="checkbox"/>	
RULES - Playground - 16"X24"	<input type="checkbox"/>	
RULES - Pick-up/Drop-off-16"X24"	<input type="checkbox"/>	
RULES - Bus - 16"X24"	<input type="checkbox"/>	
RULES - Cafeteria - 16"X24"	<input type="checkbox"/>	
Other - write in	<input type="checkbox"/>	
	<input type="checkbox"/>	
	<input type="checkbox"/>	

25 LARGE POSTERS	Grmt	Hems	QTY
MATRIX 36"X27"	<input type="checkbox"/>	<input type="checkbox"/>	
THEME/ACRONYM 24"X36"	<input type="checkbox"/>	<input type="checkbox"/>	
WELCOME-PBIS 24"X36"	<input type="checkbox"/>	<input type="checkbox"/>	
WELCOME-SIMPLE 24"X36"	<input type="checkbox"/>	<input type="checkbox"/>	
WELCOME-INCLUSIVE 24"X36"	<input type="checkbox"/>	<input type="checkbox"/>	
WELCOME-INCLUSIVE BUBBLE 24"X36"	<input type="checkbox"/>	<input type="checkbox"/>	
PLEDGE 24"X36"	<input type="checkbox"/>	<input type="checkbox"/>	
VOICE LEVEL 24"X36"	<input type="checkbox"/>	<input type="checkbox"/>	
RULES - Restrooms - 24"X36"	<input type="checkbox"/>	<input type="checkbox"/>	
RULES - Classroom - 24"X36"	<input type="checkbox"/>	<input type="checkbox"/>	
RULES - Hallway - 24"X36"	<input type="checkbox"/>	<input type="checkbox"/>	
RULES - Library - 24"X36"	<input type="checkbox"/>	<input type="checkbox"/>	
RULES - Computer Lab - 24"X36"	<input type="checkbox"/>	<input type="checkbox"/>	
RULES - Assemblies - 24"X36"	<input type="checkbox"/>	<input type="checkbox"/>	
RULES - Playground - 24"X36"	<input type="checkbox"/>	<input type="checkbox"/>	
RULES - Pick-up/Drop-off-24"X36"	<input type="checkbox"/>	<input type="checkbox"/>	
RULES - Bus - 24"X36"	<input type="checkbox"/>	<input type="checkbox"/>	
RULES - Cafeteria - 24"X36"	<input type="checkbox"/>	<input type="checkbox"/>	
Other - write in	<input type="checkbox"/>	<input type="checkbox"/>	
	<input type="checkbox"/>	<input type="checkbox"/>	
	<input type="checkbox"/>	<input type="checkbox"/>	

Voice Level Graphic Options for RULE posters and Voice Level Posters:

- Hand signals by your mascot
- Hand signal by human hand
- Children demonstrating
- Numeric value only
- None

**Important:**  
Please send separate Word document with rules for each location. Keep rules concise and straight to the point!

All posters are printed on vinyl because it is more economical than poster board, plus it won't dog-ear or get damaged by water/moisture. Alternative materials are available but have to be quoted separately to account for the added costs. Grommets and hems do not affect costs. Hems are not available on Standard-sized posters.

Add total to make it **50** = \_\_\_\_\_

Add total to make it **25** = \_\_\_\_\_

# BANNERS

1 MEDIUM BANNER	Vinyl	Mesh Vinyl	Orientation		QTY.
			Horiz	Vert	
THEME /ACRONYM - 7.5' x 2.5'	<input type="checkbox"/>	<input type="checkbox"/>	<input type="checkbox"/>	<input type="checkbox"/>	
WELCOME - PBIS - 7.5' x 2.5'	<input type="checkbox"/>	<input type="checkbox"/>	<input type="checkbox"/>	<input type="checkbox"/>	
WELCOME - SIMPLE - 7.5' x 2.5'	<input type="checkbox"/>	<input type="checkbox"/>	<input type="checkbox"/>	<input type="checkbox"/>	
WELCOME - INCLUSIVE - 7.5'x2.5'	<input type="checkbox"/>	<input type="checkbox"/>	<input type="checkbox"/>	<input type="checkbox"/>	
WELCOME - INCLUSIVE BUBBLE - 7.5' x 2.5'	<input type="checkbox"/>	<input type="checkbox"/>	<input type="checkbox"/>	<input type="checkbox"/>	
RULES - Cafeteria - 6' x 4'	<input type="checkbox"/>	<input type="checkbox"/>	<input type="checkbox"/>	<input type="checkbox"/>	
RULES - Assemblies - 6' x 4'	<input type="checkbox"/>	<input type="checkbox"/>	<input type="checkbox"/>	<input type="checkbox"/>	
RULES - Playground - 6' x 4'	<input type="checkbox"/>	<input type="checkbox"/>	<input type="checkbox"/>	<input type="checkbox"/>	
Other-write in	<input type="checkbox"/>	<input type="checkbox"/>	<input type="checkbox"/>	<input type="checkbox"/>	

\*Vertical banners will be 4' x 6', unless requested otherwise.

2 SMALL BANNERS	Vinyl	Mesh Vinyl	Orientation		QTY.
			Horiz	Vert	
THEME /ACRONYM - 6' X 2'	<input type="checkbox"/>	<input type="checkbox"/>	<input type="checkbox"/>	<input type="checkbox"/>	
WELCOME - PBIS - 6' X 2'	<input type="checkbox"/>	<input type="checkbox"/>	<input type="checkbox"/>	<input type="checkbox"/>	
WELCOME - SIMPLE - 6' X 2'	<input type="checkbox"/>	<input type="checkbox"/>	<input type="checkbox"/>	<input type="checkbox"/>	
WELCOME - INCLUSIVE - 6' X 2'	<input type="checkbox"/>	<input type="checkbox"/>	<input type="checkbox"/>	<input type="checkbox"/>	
WELCOME - INCLUSIVE BUBBLE - 6' X 2'	<input type="checkbox"/>	<input type="checkbox"/>	<input type="checkbox"/>	<input type="checkbox"/>	
RULES - Cafeteria - 4.5' x 3'	<input type="checkbox"/>	<input type="checkbox"/>	<input type="checkbox"/>	<input type="checkbox"/>	
RULES - Assemblies - 4.5' x 3'	<input type="checkbox"/>	<input type="checkbox"/>	<input type="checkbox"/>	<input type="checkbox"/>	
RULES - Playground - 4.5' x 3'	<input type="checkbox"/>	<input type="checkbox"/>	<input type="checkbox"/>	<input type="checkbox"/>	
Other-write in	<input type="checkbox"/>	<input type="checkbox"/>	<input type="checkbox"/>	<input type="checkbox"/>	

\*Vertical banners will be 3' x 4.5', unless requested otherwise.

Add total to make it **2** = \_\_\_\_\_

1 MATRIX BANNER	Vinyl	Mesh Vinyl
MATRIX - 6' x 4.5'	<input type="checkbox"/>	<input type="checkbox"/>

**Mesh Vinyl** is for outdoor applications where wind is a concern. Mesh allows wind to flow through, reducing stress and extending life.

**Grommets and hems** are standard on all banners.  
**Regular Vinyl** is for outdoor and indoor applications. It is the industry standard.



# 1 TABLE THROW

Top view of basic layout 	Pick a Design Option: School <b>BLUE VALLEY</b> ELEMENTARY SCHOOL Theme  BLUE VALLEY TIGERS <b>ROAR</b> Mascot  BLUE VALLEY ELEMENTARY <b>TIGERS</b>	Enter text as you want it to read:
------------------------------	--	------------------------------------

# 4 CEILING SIGNS

Samples:



CEILING SIGNS	Description/Content
Sign 1	
Sign 2	
Sign 3	
Sign 4	

Printed on coroplast- a light weight corrugated plastic. One grommet in each of the top corners is added for easy installation. Hardware, wire/string not included.

# 1 WALLBUDDY™

OR

# 1 LOGO STICKER - FOR INDOOR WALLS

WALLBUDDY - 4ft to 6ft tall	Style/Pose Option:
Standard	Basic Standing Pose
Custom	

LOGO STICKER	Logo
4ft x 4ft	Logo provided by school
4ft x 4ft	Logo by Mascot Junction

# 1 A-FRAME SIGN WITH TWO INSERTS

A-FRAME SIGN Dry Erase*	Description (Welcome with voice bubble, Safety Rules or Pick-Up Area, etc.)
Side 1 - Dry-erase	
Side 2 - Non Dry-erase	

## ADDITIONAL INFORMATION

Additional design information and/or wording can be submitted in a separate document. Please submit school wide matrix in an editable text document, such as Microsoft Word or Google Docs.

\*Ghosting happens to dry-erase surfaces, and may increase because of exposure to sun/heat and length of time marker remains on the surface.